

welcome to the
parekh group

NGK

SPARK PLUGS

TECHNICAL CERAMICS

WAREHOUSE

NGK SPARK PLUGS (INDIA) PVT. LTD.

MANAGEMENT

SOFTWARE

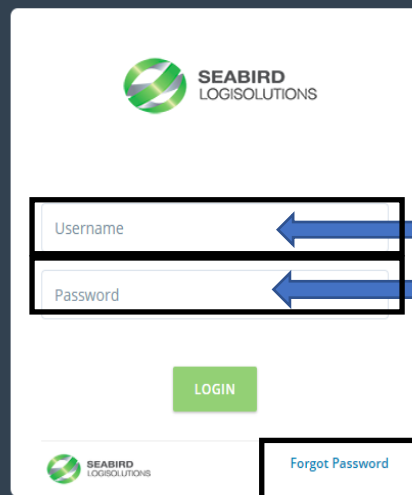


Introduction to the Warehouse Management Software

Enter URL:

http://seabirdlogisolutions.co/sll_ngk_wms/admin/dashboard.php

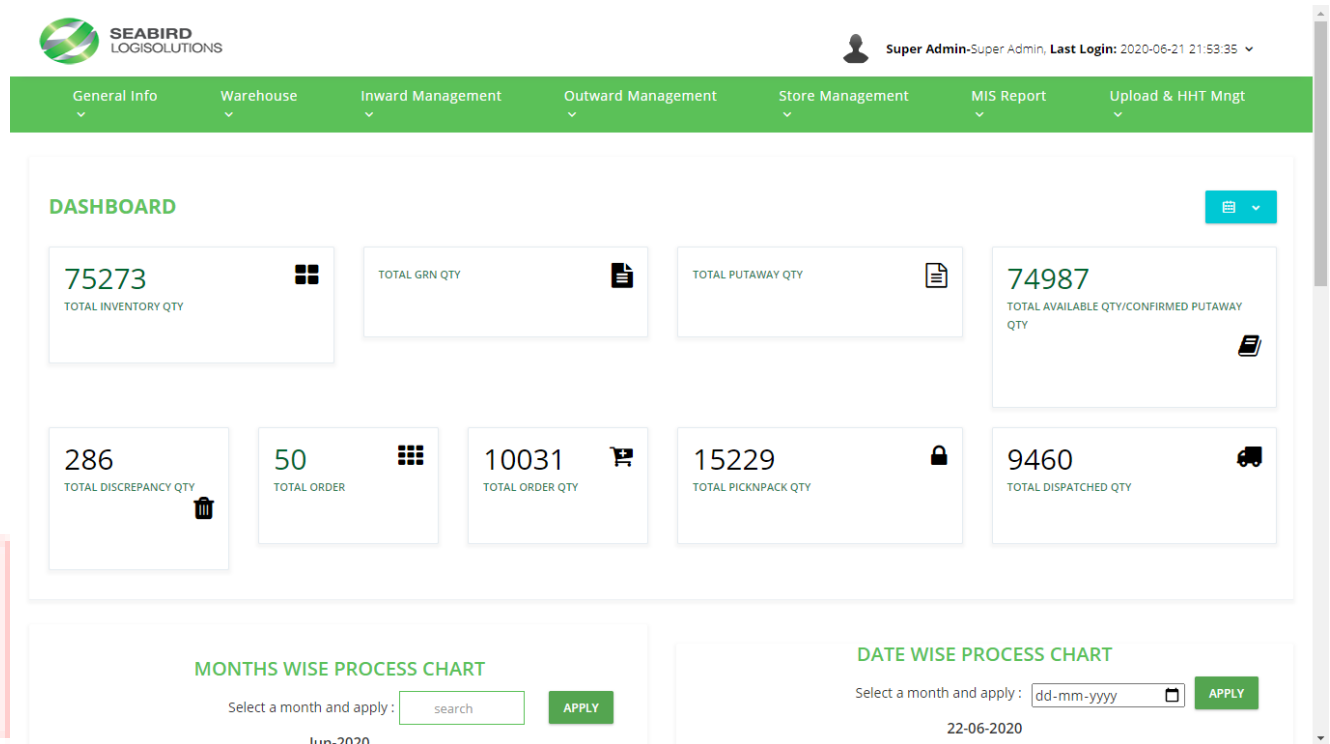
WMS is a software which is generally used by manufacturing and supply chain industries to get the updated report of material and essential tools in their inventory. It plays a major role to fulfilment of daily requirement for

The image shows a login interface for SEABIRD LOGISOLUTIONS. At the top is the company logo. Below it are two input fields: 'Username' and 'Password'. A green 'LOGIN' button is positioned below the password field. At the bottom left is a smaller version of the company logo, and at the bottom right is a 'Forgot Password' link. Blue arrows point from the text labels 'Enter Username' and 'Password' to their respective input fields.

Enter Username

Password

A **dashboard** is an information management tool that is used to track KPIs, metrics, and other key data points relevant to a business, department, or specific process.



Here the Dashboard Includes Below Functions:

- ✓ Total Inventory Quantity
- ✓ Total GRN Quantity
- ✓ Total Putaway Quantity
- ✓ Total Available/Confirmed Putaway Quantity
- ✓ Total Discrepancy Quantity
- ✓ Total Order
- ✓ Total Order Quantity
- ✓ Total Pick n pack Quantity
- ✓ Total Dispatched Quantity
- ✓ Others operational functions on dashboard
 - Month Wise Report
 - Daily Report
 - Closing Stock Report of 07 Days

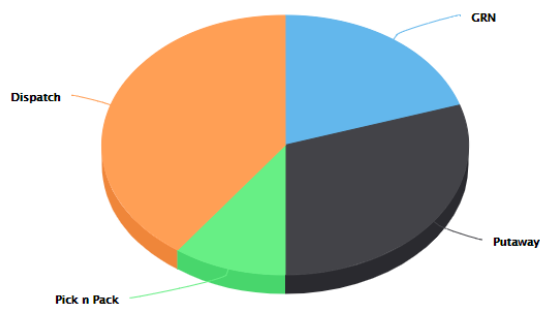
Process Reports:

- ✓ Month Wise Process Report
- ✓ Date wise Process Report
- ✓ Stock Closing Report

MONTHS WISE PROCESS REPORT

Feb 2020

MONTH WISE REPORT ▾

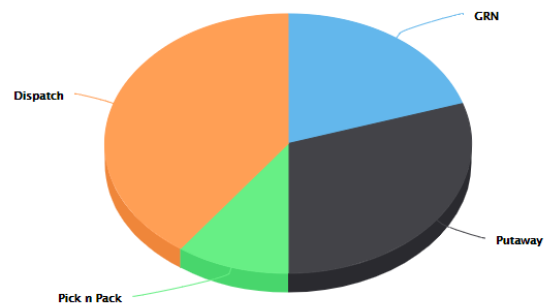


DATE WISE PROCESS REPORT

28-03-2020

Select a Single date and apply :

Apply



MONTHS WISE PROCESS REPORT

March - 2020

MONTH WISE REPORT ▾

Process	Qty
GRN	10,25,000
Putaway	8,15,000
Pick n Pack	8,05,678
Dispatch	6,04,500

DATE WISE PROCESS REPORT

26-03-2020

Select a Single date and apply :

Apply

Process	Qty
GRN	20,000
Putaway	15,000
Pick n Pack	9,000
Dispatch	1,000

CLOSING STOCK REPORT

(Last 7 days Closing Stock Report)

Date	Opening Stock	Inward	Outward	Closing Stock
2020-04-29	1866	0	0	1866
2020-04-28	786	1080	90	1776
2020-04-27	0	786	0	786
2020-04-26	0	0	0	0
2020-04-25	0	0	0	0
2020-04-24	0	0	0	0
2020-04-23	0	0	0	0
2020-04-22	0	0	0	0

DASHBOARD

Menu Bar

Admin Option

The dashboard displays the following metrics:

- 75273** TOTAL INVENTORY QTY
- 286** TOTAL DISCREPANCY QTY
- 50** TOTAL ORDER
- 10031** TOTAL ORDER QTY
- 15229** TOTAL PICKNPACK QTY
- 74987** TOTAL AVAILABLE QTY/CONFIRMED PUTAWAY QTY
- 9460** TOTAL DISPATCHED QTY

ADMIN LIST

Super Admin-Super Admin, Last Login: 2020-06-21 21:53:35

Menu Item	Description
Profile Preview	To view profile details
Change Password	For change the password
Profile Setting	For Changing profile settings
Create User Account	For create a new admin account
User Account List	For view the user list
Log Out	For log out from the WMS module

ADMIN OPTION (Create New User)

After choosing Create Admin Account we have to fill the details & Register the account.

NGK SPARK PLUGS INDIA PVT LTD User Registration

First Name:

Last Name:

Email:

Phone:

Department:

Username:

Password:

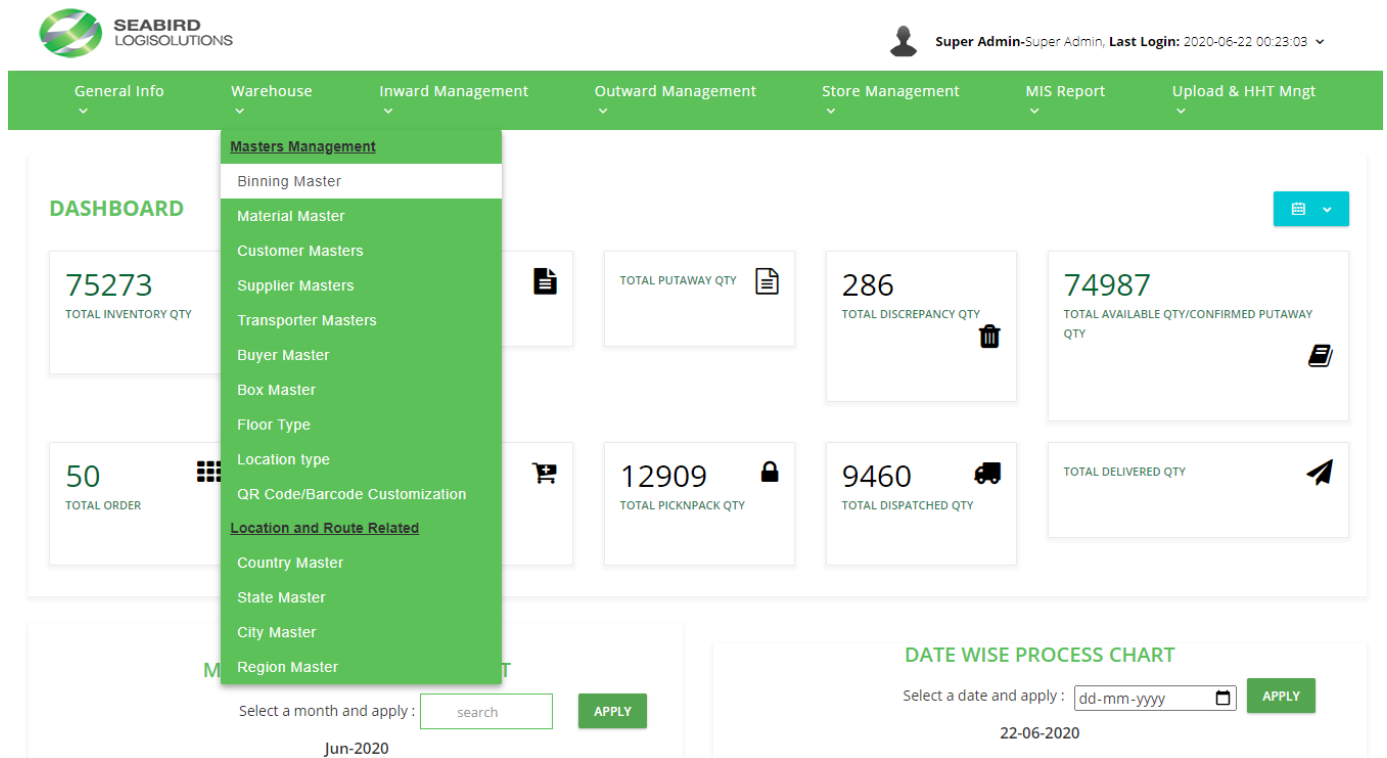
Confirm Password:

MASTER MANAGEMEN NT

The master management is used for adding and managing the various master data on which the system responds.

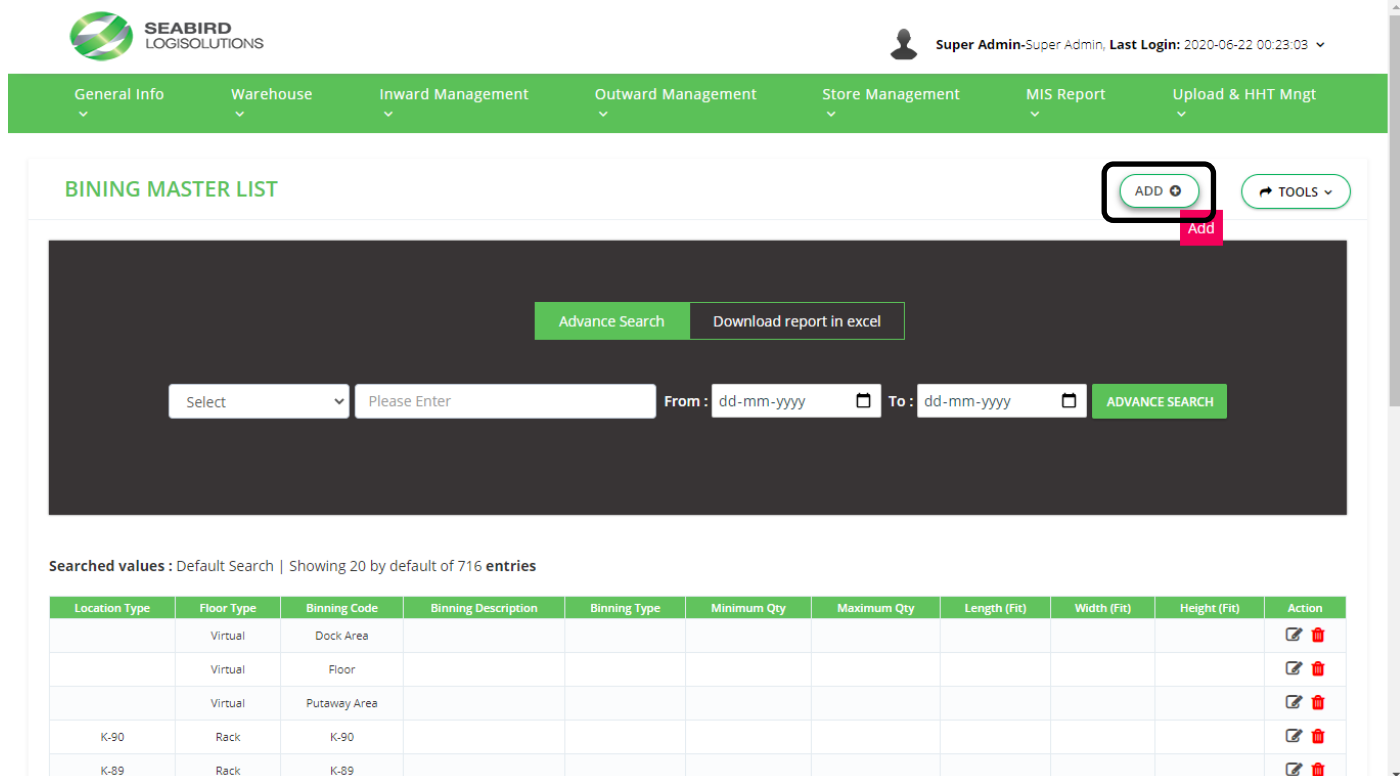
Warehouse ▼	Inward Managem ▼
<u>Masters Management</u>	
Binning Master	→ To view bin master file & to add data.
Material Master	→ To view material master file & to add data.
Customer Masters	→ To view customer master file & to add data.
Supplier Masters	→ To view supplier master file & to add data.
Transporter Masters	→ To view transporter master file & to add data.
Buyer Master	→ To view buyer master file & to add data.
Box Master	→ To view box master file & to add data.
Floor Type	→ To view floor type master file & to add data.
Location type	→ To view location type master file & to add data.
QR Code/Barcode Customization	→ To view or customize the QR/Barcode.
<u>Location and Route Related</u>	
Country Master	→ To view country master file & to add data.
State Master	→ To view state master file & to add data.
City Master	→ To view city master file & to add data.
Region Master	→ To view bin master file & to add data.

Step I: Click on the tab for which the master data need to view and add.













The screenshot shows the SEABIRD LOGISOLUTIONS dashboard. The top navigation bar includes tabs for General Info, Warehouse, Inward Management, Outward Management, Store Management, MIS Report, and Upload & HHT Mngt. The 'Masters Management' menu is open, showing options like Binning Master, Material Master, Customer Masters, Supplier Masters, Transporter Masters, Buyer Master, Box Master, Floor Type, Location type, QR Code/Barcode Customization, Country Master, State Master, City Master, and Region Master. The dashboard also displays various KPIs: 75273 TOTAL INVENTORY QTY, 50 TOTAL ORDER, 286 TOTAL DISCREPANCY QTY, 74987 TOTAL AVAILABLE QTY/CONFIRMED PUTAWAY QTY, 12909 TOTAL PICKNPACK QTY, 9460 TOTAL DISPATCHED QTY, and TOTAL DELIVERED QTY. A 'DATE WISE PROCESS CHART' is also visible.

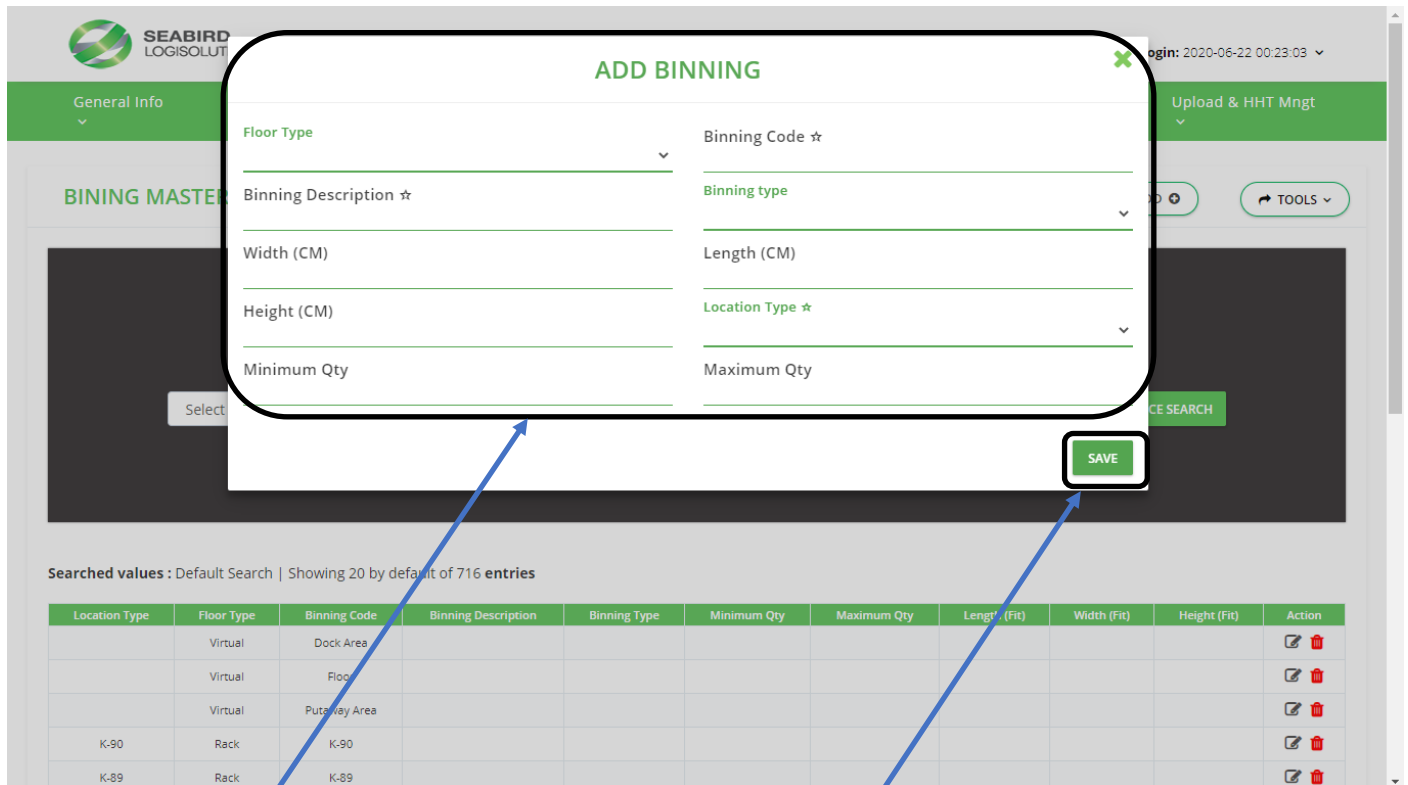
Step II: Click on “Add” button.



The screenshot shows the 'BINING MASTER LIST' page. The 'ADD' button is highlighted with a red box and a red 'Add' label. Below the button, there is a search bar with 'Select' and 'Please Enter' dropdowns, and date pickers for 'From' and 'To'. The 'ADVANCE SEARCH' button is also visible. Below the search bar, there is a table with columns: Location Type, Floor Type, Binning Code, Binning Description, Binning Type, Minimum Qty, Maximum Qty, Length (Fit), Width (Fit), Height (Fit), and Action. The table shows 20 entries by default out of 716 entries.

Location Type	Floor Type	Binning Code	Binning Description	Binning Type	Minimum Qty	Maximum Qty	Length (Fit)	Width (Fit)	Height (Fit)	Action
	Virtual	Dock Area								 
	Virtual	Floor								 
	Virtual	Putaway Area								 
K-90	Rack	K-90								 
K-89	Rack	K-89								 

Step III: Enter the details of the bin and submit by click on “save” button.



ADD BINNING

Floor Type Binning Code ☆

Binning Description ☆ Binning type

Width (CM) Length (CM)

Height (CM) Location Type ☆

Minimum Qty Maximum Qty

SAVE

Searched values : Default Search | Showing 20 by default of 716 entries

Location Type	Floor Type	Binning Code	Binning Description	Binning Type	Minimum Qty	Maximum Qty	Length (Fit)	Width (Fit)	Height (Fit)	Action
	Virtual	Dock Area								
	Virtual	Floor								
	Virtual	Putaway Area								
K-90	Rack	K-90								
K-89	Rack	K-89								

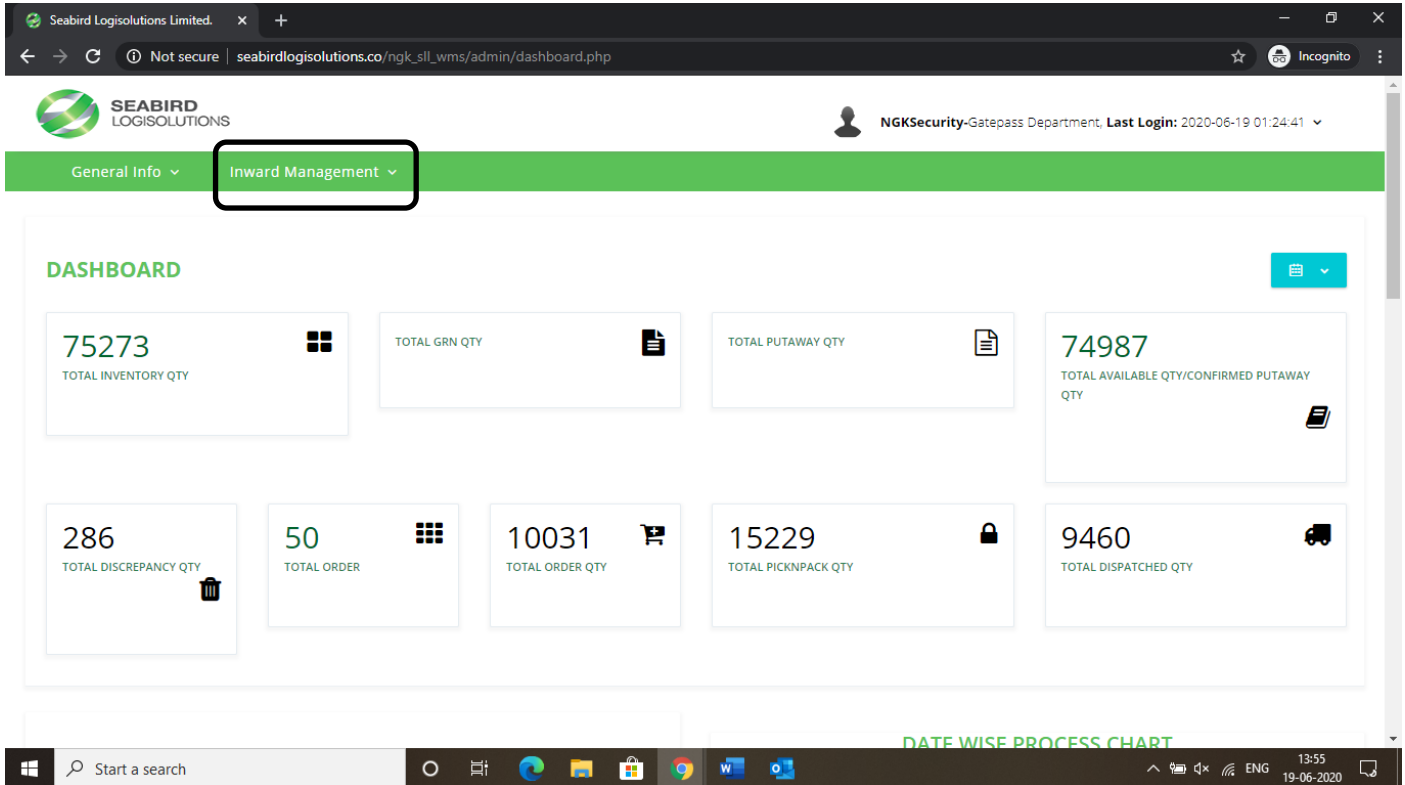
Data cells

Save button

Step IV: Click on the icons to add details in existing bin data and deleting the b

Location Type	Floor Type	Binning Code	Binning Description	Binning Type	Minimum Qty	Maximum Qty	Length (Fit)	Width (Fit)	Height (Fit)	Action
	Virtual	Dock Area								
	Virtual	Floor								
	Virtual	Putaway Area								
K-90	Rack	K-90								
K-89	Rack	K-89								
K-88	Rack	K-88								
K-87	Rack	K-87								
K-86	Rack	K-86								
K-85	Rack	K-85								
K-84	Rack	K-84								
K-83	Rack	K-83								
K-82	Rack	K-82								
K-81	Rack	K-81								
K-80	Rack	K-80								
K-79	Rack	K-79								
K-78	Rack	K-78								
K-77	Rack	K-77								
K-76	Rack	K-76								
K-75	BIN	K-75								
K-74	BIN	K-74								

Click on “Inward Management” tab to perform inward process activities.

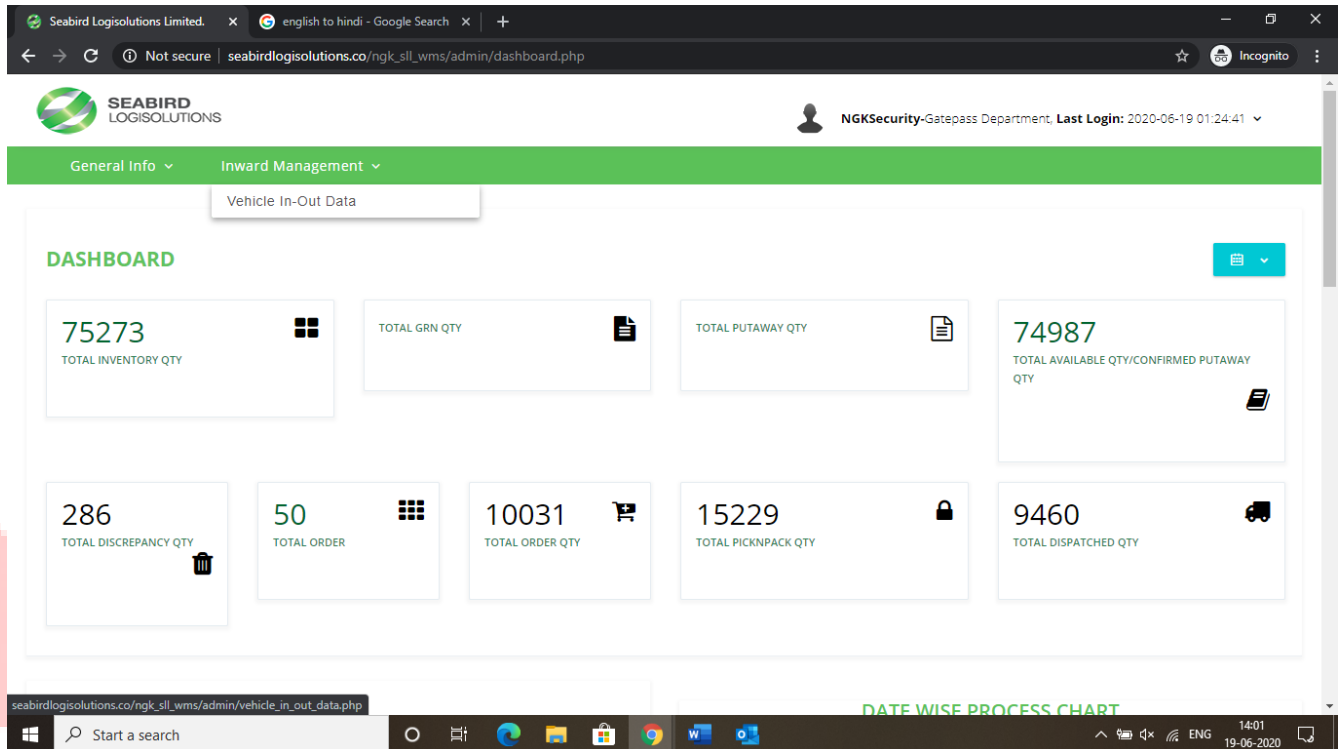


The screenshot shows a web browser window displaying the Seabird Logisolutions Inward Management dashboard. The browser's address bar shows the URL: `seabirdlogisolutions.co/ngk_sll_wms/admin/dashboard.php`. The dashboard has a green header with the Seabird Logisolutions logo and a user profile for "NGKSecurity-Gatepass Department" with a last login of "2020-06-19 01:24:41". Below the header, there is a navigation bar with two tabs: "General Info" and "Inward Management", with the latter being selected and highlighted with a black box. The main content area is titled "DASHBOARD" and features a grid of ten summary cards, each with a large numerical value and a descriptive label: "75273 TOTAL INVENTORY QTY", "TOTAL GRN QTY", "TOTAL PUTAWAY QTY", "74987 TOTAL AVAILABLE QTY/CONFIRMED PUTAWAY QTY", "286 TOTAL DISCREPANCY QTY", "50 TOTAL ORDER", "10031 TOTAL ORDER QTY", "15229 TOTAL PICKNPACK QTY", and "9460 TOTAL DISPATCHED QTY". Each card includes a small icon representing its category. At the bottom of the dashboard, there is a section titled "DATE WISE PROCESS CHART". The Windows taskbar at the bottom of the screen shows the search bar, task view button, and several open applications including Edge, File Explorer, and Microsoft Word. The system clock indicates the time is 13:55 on 19-06-2020.

In the inward management, the security team must generate the gatepass of the vehicle in the system before entering in the warehouse premises.

1. VEHICLE IN-OUT DATA

Step I: Click on “Vehicle In-Out Data” to perform vehicle inwarding and outwarding processes in the Inward department.



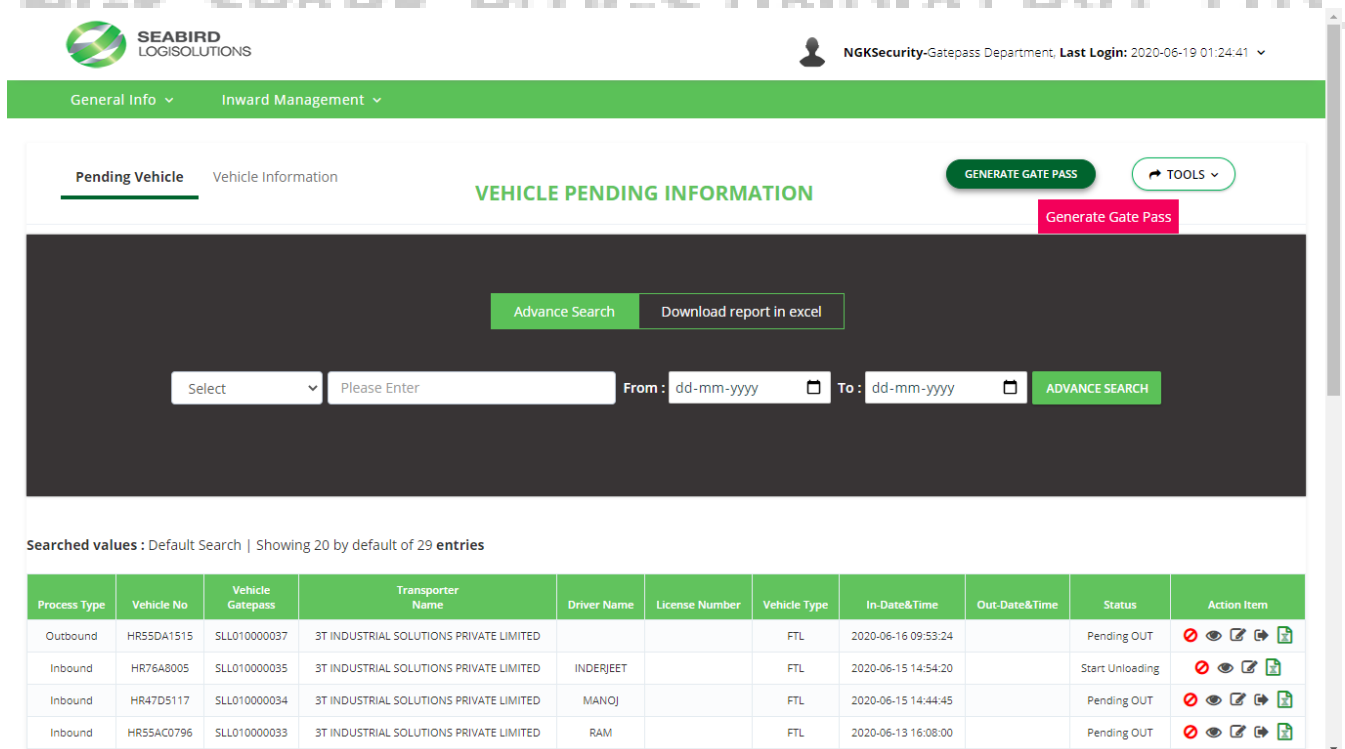
The dashboard displays the following metrics:

- 75273** TOTAL INVENTORY QTY
- 74987** TOTAL AVAILABLE QTY/CONFIRMED PUTAWAY QTY
- 286** TOTAL DISCREPANCY QTY
- 50** TOTAL ORDER
- 10031** TOTAL ORDER QTY
- 15229** TOTAL PICKNPACK QTY
- 9460** TOTAL DISPATCHED QTY

Navigation: General Info ▾ Inward Management ▾ Vehicle In-Out Data

DATE WISE PROCESS CHART

Step II: Click in “Generate Gatepass” to add vehicle detail in the system so that the information of vehicle and material can be checked anytime when needed



VEHICLE PENDING INFORMATION

Buttons: GENERATE GATE PASS, TOOLS ▾, Generate Gate Pass

Buttons: Advance Search, Download report in excel

Search filters: Select ▾, Please Enter, From: dd-mm-yyyy, To: dd-mm-yyyy, ADVANCE SEARCH

Searched values : Default Search | Showing 20 by default of 29 entries

Process Type	Vehicle No	Vehicle Gatepass	Transporter Name	Driver Name	License Number	Vehicle Type	In-Date&Time	Out-Date&Time	Status	Action Item
Outbound	HR55DA1515	SLLO10000037	3T INDUSTRIAL SOLUTIONS PRIVATE LIMITED			FTL	2020-06-16 09:53:24		Pending OUT	
Inbound	HR76A8005	SLLO10000035	3T INDUSTRIAL SOLUTIONS PRIVATE LIMITED	INDERJEET		FTL	2020-06-15 14:54:20		Start Unloading	
Inbound	HR47DS117	SLLO10000034	3T INDUSTRIAL SOLUTIONS PRIVATE LIMITED	MANOJ		FTL	2020-06-15 14:44:45		Pending OUT	
Inbound	HR55AC0796	SLLO10000033	3T INDUSTRIAL SOLUTIONS PRIVATE LIMITED	RAM		FTL	2020-06-13 16:08:00		Pending OUT	

Step III: Select process type inward or outward.

INWARD PROCESS

INBOUND/OUTBOUND GATEPASS FORM

1

Vehicle Information

Process Type ★

Inbound

Vehicle Type ★

FTL

Booking Type ★

Select

Vehicle Number ★

Transporter Name ★

Choose Optio...

Vehicle Size (In Feet) ★

Choose Optio...

Driver Name

Driver License Number

Vehicle Seal Number

















Gate Entry No (Note Record)

SAVE & CONTINUE

2

Document Information

Searched values : Default Search | Showing 20 by default of 29 entries

Process Type	Vehicle No	Vehicle Gatepass	Transporter Name	Driver Name	License Number	Vehicle Type	In-Date&Time	Out-Date&Time	Status	Action Item
Outbound	HR55DA1515	SLL010000037	3T INDUSTRIAL SOLUTIONS PRIVATE LIMITED			FTL	2020-06-16 09:53:24		Pending OUT	   
Inbound	HR76A8005	SLL010000035	3T INDUSTRIAL SOLUTIONS PRIVATE LIMITED	INDERJEET		FTL	2020-06-15 14:54:20		Start Unloading	   
Inbound	HR47D5117	SLL010000034	3T INDUSTRIAL SOLUTIONS PRIVATE LIMITED	MANOJ		FTL	2020-06-15 14:44:45		Pending OUT	   
Inbound	HR55AC0796	SLL010000033	3T INDUSTRIAL SOLUTIONS PRIVATE LIMITED	RAM		FTL	2020-06-13 16:08:00		Pending OUT	   

Step IV: Select Vehicle type.

INBOUND/OUTBOUND GATEPASS FORM

1

Vehicle Information

Process Type ★

Inbound

Vehicle Type ★

FTL

FTL

PTL

By Hand

Booking Type ★

Select

Vehicle Number ★

Transporter Name ★

Choose Optio...

Vehicle Size (In Feet) ★

Choose Optio...

Driver Name

Driver License Number

Vehicle Seal Number

















Gate Entry No (Note Record)

SAVE & CONTINUE

2

Document Information

Searched values : Default Search | Showing 20 by default of 29 entries

Process Type	Vehicle No	Vehicle Gatepass	Transporter Name	Driver Name	License Number	Vehicle Type	In-Date&Time	Out-Date&Time	Status	Action Item
Outbound	HR55DA1515	SLL010000037	3T INDUSTRIAL SOLUTIONS PRIVATE LIMITED			FTL	2020-06-16 09:53:24		Pending OUT	   
Inbound	HR76A8005	SLL010000035	3T INDUSTRIAL SOLUTIONS PRIVATE LIMITED	INDERJEET		FTL	2020-06-15 14:54:20		Start Unloading	   
Inbound	HR47D5117	SLL010000034	3T INDUSTRIAL SOLUTIONS PRIVATE LIMITED	MANOJ		FTL	2020-06-15 14:44:45		Pending OUT	   
Inbound	HR55AC0796	SLL010000033	3T INDUSTRIAL SOLUTIONS PRIVATE LIMITED	RAM		FTL	2020-06-13 16:08:00		Pending OUT	   

Step V: Select the booking type.

INBOUND/OUTBOUND GATEPASS FORM

1

Vehicle Information

Process Type ★
Inbound

Vehicle Type ★
FTL

Vehicle Size (In Feet) ★
Choose Optio...

Driver Name

Gate Entry No

2

Document Information

Booking Type ★
Select

Vehicle Number ★

Transporter Name ★
Choose Optio...

Driver License Number

Vehicle Seal Number

SAVE & CONTINUE

Searched values : Default Search | Showing 20 by default of 29 entries

Process Type	Vehicle No	Vehicle Gatepass	Transporter Name	Driver Name	License Number	Vehicle Type	In-Date&Time	Out-Date&Time	Status	Action Item
Outbound	HR55DA1515	SLL010000037	3T INDUSTRIAL SOLUTIONS PRIVATE LIMITED			FTL	2020-06-16 09:53:24		Pending OUT	
Inbound	HR76A8005	SLL010000035	3T INDUSTRIAL SOLUTIONS PRIVATE LIMITED	INDERJEET		FTL	2020-06-15 14:54:20		Start Unloading	
Inbound	HR47D5117	SLL010000034	3T INDUSTRIAL SOLUTIONS PRIVATE LIMITED	MANOJ		FTL	2020-06-15 14:44:45		Pending OUT	
Inbound	HR55AC0796	SLL010000033	3T INDUSTRIAL SOLUTIONS PRIVATE LIMITED	RAM		FTL	2020-06-13 16:08:00		Pending OUT	

Step VI: Enter the Vehicle Number.

INBOUND/OUTBOUND GATEPASS FORM

1

Vehicle Information

Process Type ★
Inbound

Vehicle Type ★
FTL

Vehicle Size (In Feet) ★
Choose Optio...

Driver Name

Gate Entry No (Note Record)

2

Document Information

Booking Type ★
Select

Vehicle Number ★
HR 29 AE 1925

Transporter Name ★
Choose Optio...

Driver License Number

Vehicle Seal Number

SAVE & CONTINUE

Searched values : Default Search | Showing 20 by default of 29 entries

Process Type	Vehicle No	Vehicle Gatepass	Transporter Name	Driver Name	License Number	Vehicle Type	In-Date&Time	Out-Date&Time	Status	Action Item
Outbound	HR55DA1515	SLL010000037	3T INDUSTRIAL SOLUTIONS PRIVATE LIMITED			FTL	2020-06-16 09:53:24		Pending OUT	
Inbound	HR76A8005	SLL010000035	3T INDUSTRIAL SOLUTIONS PRIVATE LIMITED	INDERJEET		FTL	2020-06-15 14:54:20		Start Unloading	
Inbound	HR47D5117	SLL010000034	3T INDUSTRIAL SOLUTIONS PRIVATE LIMITED	MANOJ		FTL	2020-06-15 14:44:45		Pending OUT	
Inbound	HR55AC0796	SLL010000033	3T INDUSTRIAL SOLUTIONS PRIVATE LIMITED	RAM		FTL	2020-06-13 16:08:00		Pending OUT	

Step VII: Select the transporter.

INBOUND/OUTBOUND GATEPASS FORM

1

Vehicle Information

Process Type ★

Inbound

Vehicle Type ★

FTL

Booking Type ★

Select

Vehicle Number ★

HR 29 AE 1925

Vehicle Size (In Feet) ★

Choose Optio...

Driver Name

Driver License Number

Gate Entry No (Note Record)

2

Document Information

Transporter Name ★

Choose Optio...

Choose Option...

3T INDUSTRIAL SOLUTIONS PRIVATE LIMITED

NATIONAL ROADLINE

NITTSU LOGISTICS INDIA PRIVATE LIMITED

OM Logistics Ltd

PERFECT CARGO LOGISTICS

CONTINUE

Searched values : Default Search | Showing 20 by default of 29 entries

Process Type	Vehicle No	Vehicle Gatepass	Transporter Name	Driver Name	License Number	Vehicle Type	In-Date&Time	Out-Date&Time	Status	Action Item
Outbound	HR55DA1515	SLL010000037	3T INDUSTRIAL SOLUTIONS PRIVATE LIMITED			FTL	2020-06-16 09:53:24		Pending OUT	
Inbound	HR76A8005	SLL010000035	3T INDUSTRIAL SOLUTIONS PRIVATE LIMITED	INDERJEET		FTL	2020-06-15 14:54:20		Start Unloading	
Inbound	HR47D5117	SLL010000034	3T INDUSTRIAL SOLUTIONS PRIVATE LIMITED	MANOJ		FTL	2020-06-15 14:44:45		Pending OUT	
Inbound	HR55AC0796	SLL010000033	3T INDUSTRIAL SOLUTIONS PRIVATE LIMITED	RAM		FTL	2020-06-13 16:08:00		Pending OUT	

Step VIII: Select the vehicle size.

INBOUND/OUTBOUND GATEPASS FORM

1

Vehicle Information

Process Type ★

Inbound

Vehicle Type ★

FTL

Booking Type ★

Select

Vehicle Number ★

HR 29 AE 1925

Vehicle Size (In Feet) ★

Choose Optio...

Driver Name

Driver License Number

Gate Entry No (Note Record)

2

Document Information

Transporter Name ★

NATIONAL ROAD...

Vehicle Seal Number

SAVE & CONTINUE

Searched values : Default Search | Showing 20 by default of 29 entries

Process Type	Vehicle No	Vehicle Gatepass	Transporter Name	Driver Name	License Number	Vehicle Type	In-Date&Time	Out-Date&Time	Status	Action Item
Outbound	HR55DA1515	SLL010000037	3T INDUSTRIAL SOLUTIONS PRIVATE LIMITED			FTL	2020-06-16 09:53:24		Pending OUT	
Inbound	HR76A8005	SLL010000035	3T INDUSTRIAL SOLUTIONS PRIVATE LIMITED	INDERJEET		FTL	2020-06-15 14:54:20		Start Unloading	
Inbound	HR47D5117	SLL010000034	3T INDUSTRIAL SOLUTIONS PRIVATE LIMITED	MANOJ		FTL	2020-06-15 14:44:45		Pending OUT	
Inbound	HR55AC0796	SLL010000033	3T INDUSTRIAL SOLUTIONS PRIVATE LIMITED	RAM		FTL	2020-06-13 16:08:00		Pending OUT	

Step IX: Enter driver's name.

INBOUND/OUTBOUND GATEPASS FORM

1

Vehicle Information

Process Type ★

Inbound ▼

Vehicle Type ★

FTL ▼

Booking Type ★

Select ▼

Vehicle Number ★

HR 29 AE 1925

Transporter Name ★

NATIONAL ROAD...

Vehicle Size (In Feet) ★

12 X 6.4 X 5 - Tat...

Driver Name

sanjeev

Driver License Number

Vehicle Seal Number

















Gate Entry No (Note Record)

SAVE & CONTINUE

2

Document Information

Searched values : Default Search | Showing 20 by default of 29 entries

Process Type	Vehicle No	Vehicle Gatepass	Transporter Name	Driver Name	License Number	Vehicle Type	In-Date&Time	Out-Date&Time	Status	Action Item
Outbound	HR55DA1515	SLL010000037	3T INDUSTRIAL SOLUTIONS PRIVATE LIMITED			FTL	2020-06-16 09:53:24		Pending OUT	   
Inbound	HR76A8005	SLL010000035	3T INDUSTRIAL SOLUTIONS PRIVATE LIMITED	INDERJEET		FTL	2020-06-15 14:54:20		Start Unloading	   
Inbound	HR47D5117	SLL010000034	3T INDUSTRIAL SOLUTIONS PRIVATE LIMITED	MANOJ		FTL	2020-06-15 14:44:45		Pending OUT	   
Inbound	HR55AC0796	SLL010000033	3T INDUSTRIAL SOLUTIONS PRIVATE LIMITED	RAM		FTL	2020-06-13 16:08:00		Pending OUT	   

Step X: Enter driver's license number.

INBOUND/OUTBOUND GATEPASS FORM

1

Vehicle Information

Process Type ★

Inbound ▼

Vehicle Type ★

FTL ▼

Booking Type ★

Select ▼

Vehicle Number ★

HR 29 AE 1925

Transporter Name ★

NATIONAL ROAD...

Vehicle Size (In Feet) ★

12 X 6.4 X 5 - Tat...

Driver Name

sanjeev

Driver License Number

HR9174124

Vehicle Seal Number

















Gate Entry No (Note Record)

SAVE & CONTINUE

2

Document Information

Searched values : Default Search | Showing 20 by default of 29 entries

Process Type	Vehicle No	Vehicle Gatepass	Transporter Name	Driver Name	License Number	Vehicle Type	In-Date&Time	Out-Date&Time	Status	Action Item
Outbound	HR55DA1515	SLL010000037	3T INDUSTRIAL SOLUTIONS PRIVATE LIMITED			FTL	2020-06-16 09:53:24		Pending OUT	   
Inbound	HR76A8005	SLL010000035	3T INDUSTRIAL SOLUTIONS PRIVATE LIMITED	INDERJEET		FTL	2020-06-15 14:54:20		Start Unloading	   
Inbound	HR47D5117	SLL010000034	3T INDUSTRIAL SOLUTIONS PRIVATE LIMITED	MANOJ		FTL	2020-06-15 14:44:45		Pending OUT	   
Inbound	HR55AC0796	SLL010000033	3T INDUSTRIAL SOLUTIONS PRIVATE LIMITED	RAM		FTL	2020-06-13 16:08:00		Pending OUT	   

Step XI: Enter vehicle seal number.

1
2

Vehicle Information

Process Type ★
Inbound

Vehicle Type ★
FTL

Booking Type ★
Select

Vehicle Size (In Feet) ★
12 X 6.4 X 5 - Tat...

Document Information

Vehicle Number ★
HR 29 AE 1925

Driver Name
sanjeev

Driver License Number
HR9174124

Gate Entry No (Note Record)

Transporter Name ★
NATIONAL ROAD...

Vehicle Seal Number
T12445

SAVE & CONTINUE

Searched values : Default Search | Showing 20 by default of 29 entries

Process Type	Vehicle No	Vehicle Gatepass	Transporter Name	Driver Name	License Number	Vehicle Type	In-Date&Time	Out-Date&Time	Status	Action Item
Outbound	HR55DA1515	SLL010000037	3T INDUSTRIAL SOLUTIONS PRIVATE LIMITED			FTL	2020-06-16 09:53:24		Pending OUT	
Inbound	HR76A8005	SLL010000035	3T INDUSTRIAL SOLUTIONS PRIVATE LIMITED	INDERJEET		FTL	2020-06-15 14:54:20		Start Unloading	
Inbound	HR47D5117	SLL010000034	3T INDUSTRIAL SOLUTIONS PRIVATE LIMITED	MANOJ		FTL	2020-06-15 14:44:45		Pending OUT	
Inbound	HR55AC0796	SLL010000033	3T INDUSTRIAL SOLUTIONS PRIVATE LIMITED	RAM		FTL	2020-06-13 16:08:00		Pending OUT	

Step XII: Enter gate entry number.

1
2

Vehicle Information

Process Type ★
Inbound

Vehicle Type ★
FTL

Booking Type ★
Select

Vehicle Size (In Feet) ★
12 X 6.4 X 5 - Tat...

Document Information

Vehicle Number ★
HR 29 AE 1925

Driver Name
sanjeev

Driver License Number
HR9174124

Gate Entry No (Note Record)
SLL01234

Transporter Name ★
NATIONAL ROAD...

Vehicle Seal Number
T12445

SAVE & CONTINUE

Searched values : Default Search | Showing 20 by default of 29 entries

Process Type	Vehicle No	Vehicle Gatepass	Transporter Name	Driver Name	License Number	Vehicle Type	In-Date&Time	Out-Date&Time	Status	Action Item
Outbound	HR55DA1515	SLL010000037	3T INDUSTRIAL SOLUTIONS PRIVATE LIMITED			FTL	2020-06-16 09:53:24		Pending OUT	
Inbound	HR76A8005	SLL010000035	3T INDUSTRIAL SOLUTIONS PRIVATE LIMITED	INDERJEET		FTL	2020-06-15 14:54:20		Start Unloading	
Inbound	HR47D5117	SLL010000034	3T INDUSTRIAL SOLUTIONS PRIVATE LIMITED	MANOJ		FTL	2020-06-15 14:44:45		Pending OUT	
Inbound	HR55AC0796	SLL010000033	3T INDUSTRIAL SOLUTIONS PRIVATE LIMITED	RAM		FTL	2020-06-13 16:08:00		Pending OUT	

Step XIII: Click on “Save & Continue”.

INBOUND/OUTBOUND GATEPASS FORM
✕

1

Vehicle Information

Process Type ★
Inbound

Vehicle Type ★
FTL

Booking Type ★
Select

Vehicle Size (In Feet) ★
12 X 6.4 X 5 - Tat...

2

Document Information

Vehicle Number ★
HR 29 AE 1925

Driver Name
sanjeev

Driver License Number
HR9174124

Gate Entry No (Note Record)
SLL01234

Transporter Name ★
NATIONAL ROAD...

Vehicle Seal Number
T12445

SAVE & CONTINUE

Searched values : Default Search | Showing 20 by default of 29 entries

Process Type	Vehicle No	Vehicle Gatepass	Transporter Name	Driver Name	License Number	Vehicle Type	In-Date&Time	Out-Date&Time	Status	Action Item
Outbound	HR55DA1515	SLL010000037	3T INDUSTRIAL SOLUTIONS PRIVATE LIMITED			FTL	2020-06-16 09:53:24		Pending OUT	
Inbound	HR76A8005	SLL010000035	3T INDUSTRIAL SOLUTIONS PRIVATE LIMITED	INDERJEET		FTL	2020-06-15 14:54:20		Start Unloading	
Inbound	HR47D5117	SLL010000034	3T INDUSTRIAL SOLUTIONS PRIVATE LIMITED	MANOJ		FTL	2020-06-15 14:44:45		Pending OUT	
Inbound	HR55AC0796	SLL010000033	3T INDUSTRIAL SOLUTIONS PRIVATE LIMITED	RAM		FTL	2020-06-13 16:08:00		Pending OUT	

Step XIV: Enter the “Transfer Order No. / LR Number”.

INBOUND/OUTBOUND GATEPASS FORM
✕

1

Vehicle Information

T.Order No./LR No. ★
339235

T.Order/LR Date
dd-mm-yyyy

Supplier Name ★
search

Qty (LR/Order) No. of Boxes No. of Bin Remarks

2

Document Information

Warehouse Client ★
search

No. of Invoices/Challan

ADD

LR Summary

Gatepass Number	T.Order /LR No.	T.Order /LR Date	Supplier Name	Warehouse Client	No. of Invoices	No. of Boxes	No. of Bin	Qty (T.Order /LR)	Remarks	Gatepass Date & Time	Action

SUBMIT

Step XV: Select the T. Order date/ LR date.

INBOUND/OUTBOUND GATEPASS FORM

1 Vehicle Information 2 Document Information

T.Order No./LR No. ★ 339235 T.Order/LR Date dd-mm-yyyy Supplier Name ★ Warehouse Client ★ No.of Invoices/Challan

Qty (LR/Order) No.of Boxes

Remarks ADD

LR Summary

Gatepass Number	T.Order /LR No.	T.Order /LR Date	No. of Invoices	No. of Boxes	No. of Bin	Qty (T.Order /LR)	Remarks	Gatepass Date & Time	Action
HR55DA1515	SLLO10000037	3T INDUSTRIAL SOLUTIONS PRIVATE LIMITED							
HR76A8005	SLLO10000035	3T INDUSTRIAL SOLUTIONS PRIVATE LIMITED	INDERJEET						
HR47D5117	SLLO10000034	3T INDUSTRIAL SOLUTIONS PRIVATE LIMITED	MANOJ						
HR55AC0796	SLLO10000033	3T INDUSTRIAL SOLUTIONS PRIVATE LIMITED	RAM						

SEARCHED

Process Type **Vehicle No** **Vehicle Gatepass** **Transporter Name** **Driver Name** **License Number** **Vehicle Type** **In-Date&Time** **Out-Date&Time** **Status** **Action Item**

Outbound HR55DA1515 SLLO10000037 3T INDUSTRIAL SOLUTIONS PRIVATE LIMITED PENDING OUT

Inbound HR76A8005 SLLO10000035 3T INDUSTRIAL SOLUTIONS PRIVATE LIMITED INDERJEET

Inbound HR47D5117 SLLO10000034 3T INDUSTRIAL SOLUTIONS PRIVATE LIMITED MANOJ

Inbound HR55AC0796 SLLO10000033 3T INDUSTRIAL SOLUTIONS PRIVATE LIMITED RAM

SUBMIT

Step XVI: Select the supplier.

INBOUND/OUTBOUND GATEPASS FORM

1 Vehicle Information 2 Document Information

T.Order No./LR No. ★ 339235 T.Order/LR Date 19-06-2020 Supplier Name ★ Warehouse Client ★ No.of Invoices/Challan

Qty (LR/Order) No.of Boxes No.of Bin

Remarks ADD

LR Summary

Gatepass Number	T.Order /LR No.	T.Order /LR Date	Supplier Name	Warehouse Client	No. of Bin	Qty (T.Order /LR)	Remarks	Gatepass Date & Time	Action
HR55DA1515	SLLO10000037	3T INDUSTRIAL SOLUTIONS PRIVATE LIMITED							
HR76A8005	SLLO10000035	3T INDUSTRIAL SOLUTIONS PRIVATE LIMITED	INDERJEET						
HR47D5117	SLLO10000034	3T INDUSTRIAL SOLUTIONS PRIVATE LIMITED	MANOJ						
HR55AC0796	SLLO10000033	3T INDUSTRIAL SOLUTIONS PRIVATE LIMITED	RAM						

SEARCHED

Process Type **Vehicle No** **Vehicle Gatepass** **Transporter Name** **Driver Name** **License Number** **Vehicle Type** **In-Date&Time** **Out-Date&Time** **Status** **Action Item**

Outbound HR55DA1515 SLLO10000037 3T INDUSTRIAL SOLUTIONS PRIVATE LIMITED PENDING OUT

Inbound HR76A8005 SLLO10000035 3T INDUSTRIAL SOLUTIONS PRIVATE LIMITED INDERJEET

Inbound HR47D5117 SLLO10000034 3T INDUSTRIAL SOLUTIONS PRIVATE LIMITED MANOJ

Inbound HR55AC0796 SLLO10000033 3T INDUSTRIAL SOLUTIONS PRIVATE LIMITED RAM

SUBMIT

Step XVII: Select client name.

1
2

Vehicle Information

T.Order No./LR No. ★
339235

T.Order/LR Date
19-06-2020

Qty (LR/Order) _____ No. of Boxes _____ No. of Bin _____

Document Information

Supplier Name ★
NGKJAP001 - NG...

Warehouse Client ★

NGK SPARK PLUGS INDIA PVT LTD

No. of Invoices/Challan _____

ADD

LR Summary

Gatepass Number	T.Order /LR No.	T.Order /LR Date	Supplier Name	Warehouse Client	No. of Invoices	No. of Boxes	No. of Bin	Qty (T.Order /LR)	Remarks	Gatepass Date & Time	Action

SUBMIT

Process Type	Vehicle No	Vehicle Gatepass	Transporter Name	Driver Name	License Number	Vehicle Type	In-Date&Time	Out-Date&Time	Status	Action Item
Outbound	HR55DA1515	SLL010000037	3T INDUSTRIAL SOLUTIONS PRIVATE LIMITED			FTL	2020-06-16 09:53:24		Pending OUT	
Inbound	HR76A8005	SLL010000035	3T INDUSTRIAL SOLUTIONS PRIVATE LIMITED	INDERJEET		FTL	2020-06-15 14:54:20		Start Unloading	
Inbound	HR47D5117	SLL010000034	3T INDUSTRIAL SOLUTIONS PRIVATE LIMITED	MANOJ		FTL	2020-06-15 14:44:45		Pending OUT	
Inbound	HR55AC0796	SLL010000033	3T INDUSTRIAL SOLUTIONS PRIVATE LIMITED	RAM		FTL	2020-06-13 16:08:00		Pending OUT	

Step XVIII: Enter number of invoices.

1
2

Vehicle Information

T.Order No./LR No. ★
339235

T.Order/LR Date
19-06-2020

Qty (LR/Order) _____ No. of Boxes _____ No. of Bin _____

Document Information

Supplier Name ★
NGKJAP001 - NG...

Warehouse Client ★
NGK SPARK PLU...

No. of Invoices/Challan

ADD

LR Summary

Gatepass Number	T.Order /LR No.	T.Order /LR Date	Supplier Name	Warehouse Client	No. of Invoices	No. of Boxes	No. of Bin	Qty (T.Order /LR)	Remarks	Gatepass Date & Time	Action

SUBMIT

Process Type	Vehicle No	Vehicle Gatepass	Transporter Name	Driver Name	License Number	Vehicle Type	In-Date&Time	Out-Date&Time	Status	Action Item
Outbound	HR55DA1515	SLL010000037	3T INDUSTRIAL SOLUTIONS PRIVATE LIMITED			FTL	2020-06-16 09:53:24		Pending OUT	
Inbound	HR76A8005	SLL010000035	3T INDUSTRIAL SOLUTIONS PRIVATE LIMITED	INDERJEET		FTL	2020-06-15 14:54:20		Start Unloading	
Inbound	HR47D5117	SLL010000034	3T INDUSTRIAL SOLUTIONS PRIVATE LIMITED	MANOJ		FTL	2020-06-15 14:44:45		Pending OUT	
Inbound	HR55AC0796	SLL010000033	3T INDUSTRIAL SOLUTIONS PRIVATE LIMITED	RAM		FTL	2020-06-13 16:08:00		Pending OUT	

Step XIX: Enter the quantity mentioned on the LR.

1
2

Vehicle Information

T.Order No./LR No. ★
339235

T.Order/LR Date
19-06-2020

Qty (LR/Order)
1000

Document Information

Supplier Name ★
NGKJAP001 - NG...

Warehouse Client ★
NGK SPARK PLU...

No. of Invoices/Challan
1

No. of Boxes

No. of Bin

Remarks

ADD

LR Summary

Gatepass Number	T.Order /LR No.	T.Order /LR Date	Supplier Name	Warehouse Client	No. of Invoices	No. of Boxes	No. of Bin	Qty (T.Order /LR)	Remarks	Gatepass Date & Time	Action

SUBMIT

Process Type	Vehicle No	Vehicle Gatepass	Transporter Name	Driver Name	License Number	Vehicle Type	In-Date&Time	Out-Date&Time	Status	Action Item
Outbound	HR55DA1515	SLL010000037	3T INDUSTRIAL SOLUTIONS PRIVATE LIMITED			FTL	2020-06-16 09:53:24		Pending OUT	
Inbound	HR76A8005	SLL010000035	3T INDUSTRIAL SOLUTIONS PRIVATE LIMITED	INDERJEET		FTL	2020-06-15 14:54:20		Start Unloading	
Inbound	HR47D5117	SLL010000034	3T INDUSTRIAL SOLUTIONS PRIVATE LIMITED	MANOJ		FTL	2020-06-15 14:44:45		Pending OUT	
Inbound	HR55AC0796	SLL010000033	3T INDUSTRIAL SOLUTIONS PRIVATE LIMITED	RAM		FTL	2020-06-13 16:08:00		Pending OUT	

Step XX: Enter number of boxes mentioned on the LR.

1
2

Vehicle Information

T.Order No./LR No. ★
339235

T.Order/LR Date
19-06-2020

Qty (LR/Order)
1000

Document Information

Supplier Name ★
NGKJAP001 - NG...

Warehouse Client ★
NGK SPARK PLU...

No. of Invoices/Challan
1

No. of Boxes
10

No. of Bin

Remarks

ADD

LR Summary

Gatepass Number	T.Order /LR No.	T.Order /LR Date	Supplier Name	Warehouse Client	No. of Invoices	No. of Boxes	No. of Bin	Qty (T.Order /LR)	Remarks	Gatepass Date & Time	Action

SUBMIT

Process Type	Vehicle No	Vehicle Gatepass	Transporter Name	Driver Name	License Number	Vehicle Type	In-Date&Time	Out-Date&Time	Status	Action Item
Outbound	HR55DA1515	SLL010000037	3T INDUSTRIAL SOLUTIONS PRIVATE LIMITED			FTL	2020-06-16 09:53:24		Pending OUT	
Inbound	HR76A8005	SLL010000035	3T INDUSTRIAL SOLUTIONS PRIVATE LIMITED	INDERJEET		FTL	2020-06-15 14:54:20		Start Unloading	
Inbound	HR47D5117	SLL010000034	3T INDUSTRIAL SOLUTIONS PRIVATE LIMITED	MANOJ		FTL	2020-06-15 14:44:45		Pending OUT	
Inbound	HR55AC0796	SLL010000033	3T INDUSTRIAL SOLUTIONS PRIVATE LIMITED	RAM		FTL	2020-06-13 16:08:00		Pending OUT	

Step XXI: Enter number of bins on LR.

INBOUND/OUTBOUND GATEPASS FORM

1

Vehicle Information

T.Order No./LR No. ★
339235

T.Order/LR Date
19-06-2020

Qty (LR/Order)
1000

No. of Boxes
10

No. of Bin
10

2

Document Information

Supplier Name ★
NGKJAP001 - NG...

Warehouse Client ★
NGK SPARK PLU...

No. of Invoices/Challan
1

Remarks

ADD

LR Summary

Gatepass Number	T.Order /LR No.	T.Order /LR Date	Supplier Name	Warehouse Client	No. of Invoices	No. of Boxes	No. of Bin	Qty (T.Order /LR)	Remarks	Gatepass Date & Time	Action

SUBMIT

Process Type	Vehicle No	Vehicle Gatepass	Transporter Name	Driver Name	License Number	Vehicle Type	In-Date&Time	Out-Date&Time	Status	Action Item
Outbound	HR55DA1515	SLL010000037	3T INDUSTRIAL SOLUTIONS PRIVATE LIMITED			FTL	2020-06-16 09:53:24		Pending OUT	
Inbound	HR76A8005	SLL010000035	3T INDUSTRIAL SOLUTIONS PRIVATE LIMITED	INDERJEET		FTL	2020-06-15 14:54:20		Start Unloading	
Inbound	HR47D5117	SLL010000034	3T INDUSTRIAL SOLUTIONS PRIVATE LIMITED	MANOJ		FTL	2020-06-15 14:44:45		Pending OUT	
Inbound	HR55AC0796	SLL010000033	3T INDUSTRIAL SOLUTIONS PRIVATE LIMITED	RAM		FTL	2020-06-13 16:08:00		Pending OUT	

Step XXII: Enter the remark.

INBOUND/OUTBOUND GATEPASS FORM

1

Vehicle Information

T.Order No./LR No. ★
339235

T.Order/LR Date
19-06-2020

Qty (LR/Order)
1000

No. of Boxes
10

No. of Bin
10

2

Document Information

Supplier Name ★
NGKJAP001 - NG...

Warehouse Client ★
NGK SPARK PLU...

No. of Invoices/Challan
1

Remarks
NA

ADD

LR Summary

Gatepass Number	T.Order /LR No.	T.Order /LR Date	Supplier Name	Warehouse Client	No. of Invoices	No. of Boxes	No. of Bin	Qty (T.Order /LR)	Remarks	Gatepass Date & Time	Action

SUBMIT

Process Type	Vehicle No	Vehicle Gatepass	Transporter Name	Driver Name	License Number	Vehicle Type	In-Date&Time	Out-Date&Time	Status	Action Item
Outbound	HR55DA1515	SLL010000037	3T INDUSTRIAL SOLUTIONS PRIVATE LIMITED			FTL	2020-06-16 09:53:24		Pending OUT	
Inbound	HR76A8005	SLL010000035	3T INDUSTRIAL SOLUTIONS PRIVATE LIMITED	INDERJEET		FTL	2020-06-15 14:54:20		Start Unloading	
Inbound	HR47D5117	SLL010000034	3T INDUSTRIAL SOLUTIONS PRIVATE LIMITED	MANOJ		FTL	2020-06-15 14:44:45		Pending OUT	
Inbound	HR55AC0796	SLL010000033	3T INDUSTRIAL SOLUTIONS PRIVATE LIMITED	RAM		FTL	2020-06-13 16:08:00		Pending OUT	

Step XXII: Click on “ADD” button.

1
2

Vehicle Information

T.Order No./LR No. ★
339235

T.Order/LR Date
19-06-2020

Qty (LR/Order)
1000

No. of Boxes
10

No. of Bin
10

Remarks
NA

Document Information

Supplier Name ★
NGKJAP001 - NG...

Warehouse Client ★
NGK SPARK PLU...

No. of Invoices/Challan
1

ADD

LR Summary

Gatepass Number	T.Order /LR No.	T.Order /LR Date	Supplier Name	Warehouse Client	No. of Invoices	No. of Boxes	No. of Bin	Qty (T.Order /LR)	Remarks	Gatepass Date & Time	Action

SUBMIT

Process Type	Vehicle No	Vehicle Gatepass	Transporter Name	Driver Name	License Number	Vehicle Type	In-Date&Time	Out-Date&Time	Status	Action Item
Outbound	HR55DA1515	SLL010000037	3T INDUSTRIAL SOLUTIONS PRIVATE LIMITED			FTL	2020-06-16 09:53:24		Pending OUT	
Inbound	HR76A8005	SLL010000035	3T INDUSTRIAL SOLUTIONS PRIVATE LIMITED	INDERJEET		FTL	2020-06-15 14:54:20		Start Unloading	
Inbound	HR47D5117	SLL010000034	3T INDUSTRIAL SOLUTIONS PRIVATE LIMITED	MANOJ		FTL	2020-06-15 14:44:45		Pending OUT	
Inbound	HR55AC0796	SLL010000033	3T INDUSTRIAL SOLUTIONS PRIVATE LIMITED	RAM		FTL	2020-06-13 16:08:00		Pending OUT	

Step XXIII: Check the details in LR Summary.

1
2

Vehicle Information

T.Order No./LR No. ★

T.Order/LR Date
dd-mm-yyyy

Qty (LR/Order)

No. of Boxes

No. of Bin

Remarks

Document Information

Supplier Name ★
Choose Option

Warehouse Client ★
Choose Option

No. of Invoices/Challan

ADD

LR Summary

Gatepass Number	T.Order /LR No.	T.Order /LR Date	Supplier Name	Warehouse Client	No. of Invoices	No. of Boxes	No. of Bin	Qty (T.Order /LR)	Remarks	Gatepass Date & Time	Action
SLL010000029	393112	2020-06-19	NGKJAP001	NGK SPARK PLUGS INDIA PVT LTD	1	10	10	1000	NA	2020-06-19 14:49:26	

SUBMIT

Process Type	Vehicle No	Vehicle Gatepass	Transporter Name	Driver Name	License Number	Vehicle Type	In-Date&Time	Out-Date&Time	Status	Action Item
Outbound	HR55DA1515	SLL010000037	3T INDUSTRIAL SOLUTIONS PRIVATE LIMITED			FTL	2020-06-16 09:53:24		Pending OUT	
Inbound	HR76A8005	SLL010000035	3T INDUSTRIAL SOLUTIONS PRIVATE LIMITED	INDERJEET		FTL	2020-06-15 14:54:20		Start Unloading	
Inbound	HR47D5117	SLL010000034	3T INDUSTRIAL SOLUTIONS PRIVATE LIMITED	MANOJ		FTL	2020-06-15 14:44:45		Pending OUT	
Inbound	HR55AC0796	SLL010000033	3T INDUSTRIAL SOLUTIONS PRIVATE LIMITED	RAM		FTL	2020-06-13 16:08:00		Pending OUT	

Step XXIV: Click on “Edit” for correction and “delete” for delete the LR data if wrong entered.

INBOUND/OUTBOUND GATEPASS FORM
✕

1

Vehicle Information

T.Order No./LR No. ★

T.Order/LR Date dd-mm-yyyy

2

Document Information

Supplier Name ★

Choose Option

Warehouse Client ★

Choose Option

Qty (LR/Order)

No.of Boxes

No.of Bin

Remarks

ADD

LR Summary

Gatepass Number	T.Order /LR No.	T.Order /LR Date	Supplier Name	Warehouse Client	No.of Invoices	No.of Boxes	No.of Bin	Qty (T.Order /LR)	Remarks	Gatepass Date & Time	Action
SLLO10000029	393112	2020-06-19	NGKJAP001	NGK SPARK PLUGS INDIA PVT LTD	1	10	10	1000	NA	2020-06-19 14:49:26	<div style="display: flex; justify-content: space-around; align-items: center;"> <div style="background-color: #28a745; color: white; padding: 2px 5px; border-radius: 3px;">✓</div> <div style="background-color: #dc3545; color: white; padding: 2px 5px; border-radius: 3px;">✕</div> <div style="background-color: #ffc107; color: black; padding: 2px 5px; border-radius: 3px;">Edit</div> </div>

SUBMIT

Outbound	HR55DA1515	SLLO10000037	3T INDUSTRIAL SOLUTIONS PRIVATE LIMITED				FTL	2020-06-16 09:53:24		Pending OUT	<div style="display: flex; justify-content: space-around; align-items: center;"> <div style="background-color: #dc3545; color: white; padding: 2px 5px; border-radius: 3px;">✕</div> <div style="background-color: #ffc107; color: black; padding: 2px 5px; border-radius: 3px;">Edit</div> <div style="background-color: #28a745; color: white; padding: 2px 5px; border-radius: 3px;">✓</div> </div>
Inbound	HR76A8005	SLLO10000035	3T INDUSTRIAL SOLUTIONS PRIVATE LIMITED	INDERJEET			FTL	2020-06-15 14:54:20		Start Unloading	<div style="display: flex; justify-content: space-around; align-items: center;"> <div style="background-color: #dc3545; color: white; padding: 2px 5px; border-radius: 3px;">✕</div> <div style="background-color: #ffc107; color: black; padding: 2px 5px; border-radius: 3px;">Edit</div> <div style="background-color: #28a745; color: white; padding: 2px 5px; border-radius: 3px;">✓</div> </div>
Inbound	HR47D5117	SLLO10000034	3T INDUSTRIAL SOLUTIONS PRIVATE LIMITED	MANOJ			FTL	2020-06-15 14:44:45		Pending OUT	<div style="display: flex; justify-content: space-around; align-items: center;"> <div style="background-color: #dc3545; color: white; padding: 2px 5px; border-radius: 3px;">✕</div> <div style="background-color: #ffc107; color: black; padding: 2px 5px; border-radius: 3px;">Edit</div> <div style="background-color: #28a745; color: white; padding: 2px 5px; border-radius: 3px;">✓</div> </div>
Inbound	HR55AC0796	SLLO10000033	3T INDUSTRIAL SOLUTIONS PRIVATE LIMITED	RAM			FTL	2020-06-13 16:08:00		Pending OUT	<div style="display: flex; justify-content: space-around; align-items: center;"> <div style="background-color: #dc3545; color: white; padding: 2px 5px; border-radius: 3px;">✕</div> <div style="background-color: #ffc107; color: black; padding: 2px 5px; border-radius: 3px;">Edit</div> <div style="background-color: #28a745; color: white; padding: 2px 5px; border-radius: 3px;">✓</div> </div>

Step XXV: Click on “Submit” button.

INBOUND/OUTBOUND GATEPASS FORM
✕

1

Vehicle Information

T.Order No./LR No. ★

T.Order/LR Date dd-mm-yyyy

2

Document Information

Supplier Name ★

Choose Option

Warehouse Client ★

Choose Option

Qty (LR/Order)

No.of Boxes

No.of Bin

Remarks

ADD

LR Summary

Gatepass Number	T.Order /LR No.	T.Order /LR Date	Supplier Name	Warehouse Client	No.of Invoices	No.of Boxes	No.of Bin	Qty (T.Order /LR)	Remarks	Gatepass Date & Time	Action
SLLO10000029	393112	2020-06-19	NGKJAP001	NGK SPARK PLUGS INDIA PVT LTD	1	10	10	1000	NA	2020-06-19 14:49:26	<div style="display: flex; justify-content: space-around; align-items: center;"> <div style="background-color: #28a745; color: white; padding: 2px 5px; border-radius: 3px;">✓</div> <div style="background-color: #dc3545; color: white; padding: 2px 5px; border-radius: 3px;">✕</div> <div style="background-color: #ffc107; color: black; padding: 2px 5px; border-radius: 3px;">Edit</div> </div>

SUBMIT

Outbound	HR55DA1515	SLLO10000037	3T INDUSTRIAL SOLUTIONS PRIVATE LIMITED				FTL	2020-06-16 09:53:24		Pending OUT	<div style="display: flex; justify-content: space-around; align-items: center;"> <div style="background-color: #dc3545; color: white; padding: 2px 5px; border-radius: 3px;">✕</div> <div style="background-color: #ffc107; color: black; padding: 2px 5px; border-radius: 3px;">Edit</div> <div style="background-color: #28a745; color: white; padding: 2px 5px; border-radius: 3px;">✓</div> </div>
Inbound	HR76A8005	SLLO10000035	3T INDUSTRIAL SOLUTIONS PRIVATE LIMITED	INDERJEET			FTL	2020-06-15 14:54:20		Start Unloading	<div style="display: flex; justify-content: space-around; align-items: center;"> <div style="background-color: #dc3545; color: white; padding: 2px 5px; border-radius: 3px;">✕</div> <div style="background-color: #ffc107; color: black; padding: 2px 5px; border-radius: 3px;">Edit</div> <div style="background-color: #28a745; color: white; padding: 2px 5px; border-radius: 3px;">✓</div> </div>
Inbound	HR47D5117	SLLO10000034	3T INDUSTRIAL SOLUTIONS PRIVATE LIMITED	MANOJ			FTL	2020-06-15 14:44:45		Pending OUT	<div style="display: flex; justify-content: space-around; align-items: center;"> <div style="background-color: #dc3545; color: white; padding: 2px 5px; border-radius: 3px;">✕</div> <div style="background-color: #ffc107; color: black; padding: 2px 5px; border-radius: 3px;">Edit</div> <div style="background-color: #28a745; color: white; padding: 2px 5px; border-radius: 3px;">✓</div> </div>
Inbound	HR55AC0796	SLLO10000033	3T INDUSTRIAL SOLUTIONS PRIVATE LIMITED	RAM			FTL	2020-06-13 16:08:00		Pending OUT	<div style="display: flex; justify-content: space-around; align-items: center;"> <div style="background-color: #dc3545; color: white; padding: 2px 5px; border-radius: 3px;">✕</div> <div style="background-color: #ffc107; color: black; padding: 2px 5px; border-radius: 3px;">Edit</div> <div style="background-color: #28a745; color: white; padding: 2px 5px; border-radius: 3px;">✓</div> </div>

Step XXVI: Click “OK” on the popup.

seabirdlogisolutions.co says
Data has been saved Successfully.

OK

1

Vehicle Information

T.Order No./LR No. ★ T.Order/LR Date dd-mm-yyyy Supplier Name ★ Warehouse Client ★ No.of Invoices/Challan



Choose Option Choose Option

Qty (LR/Order) No.of Boxes No.of Bin Remarks ADD









2

Document Information

LR Summary

Gatepass Number	T.Order /LR No.	T.Order /LR Date	Supplier Name	Warehouse Client	No.of Invoices	No.of Boxes	No.of Bin	Qty (T.Order /LR)	Remarks	Gatepass Date & Time	Action
SLL010000029	393112	2020-06-19	NGKJAP001	NGK SPARK PLUGS INDIA PVT LTD	1	10	10	1000	NA	2020-06-19 14:49:26	 

SUBMIT

Process Type	Vehicle No	Vehicle Gatepass	Transporter Name	Driver Name	License Number	Vehicle Type	In-Date&Time	Out-Date&Time	Status	Action Item
Outbound	HR55DA1515	SLL010000037	3T INDUSTRIAL SOLUTIONS PRIVATE LIMITED			FTL	2020-06-16 09:53:24		Pending OUT	 
Inbound	HR76A8005	SLL010000035	3T INDUSTRIAL SOLUTIONS PRIVATE LIMITED	INDERJEET		FTL	2020-06-15 14:54:20		Start Unloading	 
Inbound	HR47D5117	SLL010000034	3T INDUSTRIAL SOLUTIONS PRIVATE LIMITED	MANOJ		FTL	2020-06-15 14:44:45		Pending OUT	 
Inbound	HR55AC0796	SLL010000033	3T INDUSTRIAL SOLUTIONS PRIVATE LIMITED	RAM		FTL	2020-06-13 16:08:00		Pending OUT	 

Step XXVII: Check the details of the vehicles.

Process Type	Vehicle No	Vehicle Gatepass	Transporter Name	Driver Name	License Number	Vehicle Type	In-Date&Time	Out-Date&Time	Status	Action Item
Inbound	HR 29 AE 1925	SLL010000044	NATIONAL ROADLINE	SAJNEEV	HR3422556	FTL	2020-06-19 15:03:22		Unload pending	 
Outbound	HR55DA1515	SLL010000037	3T INDUSTRIAL SOLUTIONS PRIVATE LIMITED			FTL	2020-06-16 09:53:24		Pending OUT	 
Inbound	HR76A8005	SLL010000035	3T INDUSTRIAL SOLUTIONS PRIVATE LIMITED	INDERJEET		FTL	2020-06-15 14:54:20		Start Unloading	 
Inbound	HR47D5117	SLL010000034	3T INDUSTRIAL SOLUTIONS PRIVATE LIMITED	MANOJ		FTL	2020-06-15 14:44:45		Pending OUT	 
Inbound	HR55AC0796	SLL010000033	3T INDUSTRIAL SOLUTIONS PRIVATE LIMITED	RAM		FTL	2020-06-13 16:08:00		Pending OUT	 
Outbound	HR55A0796	SLL010000031	NATIONAL ROADLINE	RAM		FTL	2020-06-13 12:29:24		Pending OUT	 
Inbound	HR55A7709	SLL010000030	3T INDUSTRIAL SOLUTIONS PRIVATE LIMITED	RAM		FTL	2020-06-13 12:00:12		Pending OUT	 
Outbound	hr76a8002	SLL010000027	S P TRANSPORT	MONU		FTL	2020-06-12 16:45:07		Pending OUT	 
Outbound	HR55AA1534	SLL010000026	NATIONAL ROADLINE	NAVEEN		FTL	2020-06-12 16:05:22		Pending OUT	 
Outbound	hr55a0123	SLL010000025	3T INDUSTRIAL SOLUTIONS PRIVATE LIMITED	RAM		FTL	2020-06-12 15:54:36		Pending OUT	 
Inbound	HR47D2525	SLL010000024	OM Logistics Ltd	RAM		FTL	2020-06-12 15:23:39		Pending OUT	 
Outbound	hr55a1234	SLL010000023	3T INDUSTRIAL SOLUTIONS PRIVATE LIMITED	RAM		FTL	2020-06-12 11:03:32		Pending OUT	 
Outbound	HR55W7044	SLL010000022	3T INDUSTRIAL SOLUTIONS PRIVATE LIMITED	RAM		FTL	2020-06-10 15:47:48		Pending OUT	 
Outbound	vks2523	SLL010000021	NATIONAL ROADLINE	sfsaf		FTL	2020-06-10 12:47:58		Pending OUT	 
Outbound	hr55x1234	SLL010000020	3T INDUSTRIAL SOLUTIONS PRIVATE LIMITED	RAM		FTL	2020-06-10 12:28:24		Pending OUT	 
Outbound	hr55a2222	SLL010000019	NATIONAL ROADLINE	RAM		FTL	2020-06-10 12:14:17		Start Loading	
Outbound	hr55ae1250	SLL010000018	S P TRANSPORT	RAM		FTL	2020-06-10 11:56:07		Start Loading	
Outbound	HR55AA7709	SLL010000016	S P TRANSPORT	RAM		FTL	2020-06-10 11:42:06		Start Loading	
Outbound	HR47D5116	SLL010000015	3T INDUSTRIAL SOLUTIONS PRIVATE LIMITED	B		FTL	2020-06-10 11:38:40		Start Loading	
Outbound	HR47D1218	SLL010000014	3T INDUSTRIAL SOLUTIONS PRIVATE LIMITED	MANOJ		FTL	2020-06-09 17:45:34		Start Loading	

Step XXVIII: Click on the buttons to delete, view, edit and download the vehicle details.

Process Type	Vehicle No	Vehicle Gatepass	Transporter Name	Driver Name	License Number	Vehicle Type	In-Date&Time	Out-Date&Time	Status	Action Item
Inbound	HR 29 AE 1925	SLL010000044	NATIONAL ROADLINE	SAIJEEV	HR3422556	FTL	2020-06-19 15:03:22		Unload pending	   
Outbound	HR55DA1515	SLL010000037	3T INDUSTRIAL SOLUTIONS PRIVATE LIMITED			FTL	2020-06-16 09:53:24		Pending OUT	   
Inbound	HR76A8005	SLL010000035	3T INDUSTRIAL SOLUTIONS PRIVATE LIMITED	INDERJEET		FTL	2020-06-15 14:54:20		Start Unloading	   
Inbound	HR47D5117	SLL010000034	3T INDUSTRIAL SOLUTIONS PRIVATE LIMITED	MANOJ		FTL	2020-06-15 14:44:45		Pending OUT	   
Inbound	HR55AC0796	SLL010000033	3T INDUSTRIAL SOLUTIONS PRIVATE LIMITED	RAM		FTL	2020-06-13 16:08:00		Pending OUT	   
Outbound	HR55A0796	SLL010000031	NATIONAL ROADLINE	RAM		FTL	2020-06-13 12:29:24		Pending OUT	   
Inbound	HR55A7709	SLL010000030	3T INDUSTRIAL SOLUTIONS PRIVATE LIMITED	RAM		FTL	2020-06-13 12:00:12		Pending OUT	   
Outbound	hr76a8002	SLL010000027	S P TRANSPORT	MONU		FTL	2020-06-12 16:45:07		Pending OUT	   
Outbound	HR55AA1534	SLL010000026	NATIONAL ROADLINE	NAVEEN		FTL	2020-06-12 16:05:22		Pending OUT	   
Outbound	hr55a0123	SLL010000025	3T INDUSTRIAL SOLUTIONS PRIVATE LIMITED	RAM		FTL	2020-06-12 15:54:36		Pending OUT	   
Inbound	HR47D2525	SLL010000024	OM Logistics Ltd	RAM		FTL	2020-06-12 15:23:39		Pending OUT	   
Outbound	hr55a1234	SLL010000023	3T INDUSTRIAL SOLUTIONS PRIVATE LIMITED	RAM		FTL	2020-06-12 11:03:32		Pending OUT	   
Outbound	HR55W7044	SLL010000022	3T INDUSTRIAL SOLUTIONS PRIVATE LIMITED	RAM		FTL	2020-06-10 15:47:48		Pending OUT	   
Outbound	vk52523	SLL010000021	NATIONAL ROADLINE	sfsaf		FTL	2020-06-10 12:47:58		Pending OUT	   
Outbound	hr55x1234	SLL010000020	3T INDUSTRIAL SOLUTIONS PRIVATE LIMITED	RAM		FTL	2020-06-10 12:28:24		Pending OUT	   
Outbound	hr55a2222	SLL010000019	NATIONAL ROADLINE	RAM		FTL	2020-06-10 12:14:17		Start Loading	   
Outbound	hr55a1250	SLL010000018	S P TRANSPORT	RAM		FTL	2020-06-10 11:56:07		Start Loading	   
Outbound	HR55AA7709	SLL010000016	S P TRANSPORT	RAM		FTL	2020-06-10 11:42:06		Start Loading	   
Outbound	HR47D5116	SLL010000015	3T INDUSTRIAL SOLUTIONS PRIVATE LIMITED	B		FTL	2020-06-10 11:38:40		Start Loading	   
Outbound	HR47D1218	SLL010000014	3T INDUSTRIAL SOLUTIONS PRIVATE LIMITED	MANOJ		FTL	2020-06-09 17:45:34		Start Loading	   

seabirdlogisolutions.co/ngk_sl_wms/admin/vehicle_in_out_data.php?id=44&type=...

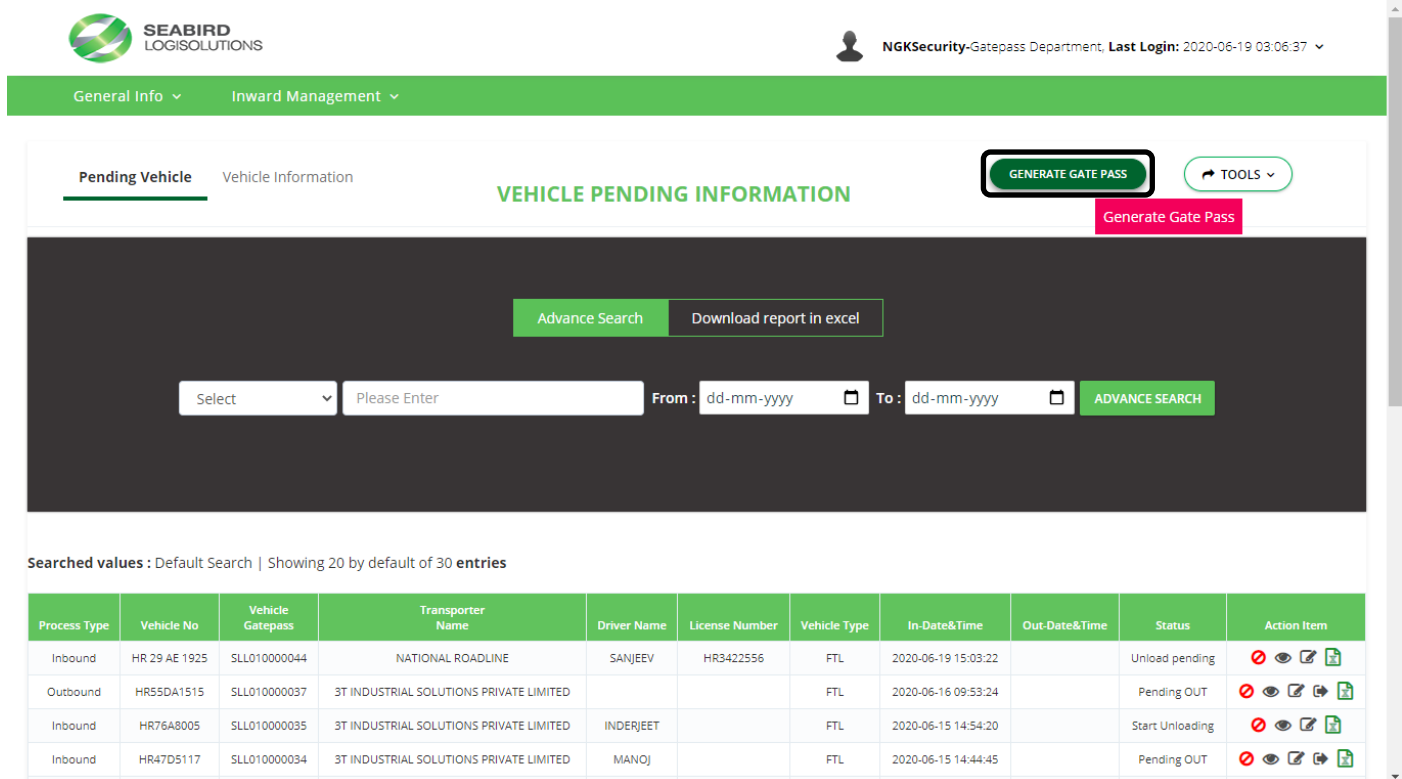
Step XXVIII: Click on “Move Out” button to move out the vehicle from the warehouse.

Process Type	Vehicle No	Vehicle Gatepass	Transporter Name	Driver Name	License Number	Vehicle Type	In-Date&Time	Out-Date&Time	Status	Action Item
Inbound	HR 29 AE 1925	SLL010000044	NATIONAL ROADLINE	SAIJEEV	HR3422556	FTL	2020-06-19 15:03:22		Unload pending	   
Outbound	HR55DA1515	SLL010000037	3T INDUSTRIAL SOLUTIONS PRIVATE LIMITED			FTL	2020-06-16 09:53:24		Pending OUT	   
Inbound	HR76A8005	SLL010000035	3T INDUSTRIAL SOLUTIONS PRIVATE LIMITED	INDERJEET		FTL	2020-06-15 14:54:20		Start Unloading	   
Inbound	HR47D5117	SLL010000034	3T INDUSTRIAL SOLUTIONS PRIVATE LIMITED	MANOJ		FTL	2020-06-15 14:44:45		Pending OUT	   
Inbound	HR55AC0796	SLL010000033	3T INDUSTRIAL SOLUTIONS PRIVATE LIMITED	RAM		FTL	2020-06-13 16:08:00		Pending OUT	   
Outbound	HR55A0796	SLL010000031	NATIONAL ROADLINE	RAM		FTL	2020-06-13 12:29:24		Pending OUT	   
Inbound	HR55A7709	SLL010000030	3T INDUSTRIAL SOLUTIONS PRIVATE LIMITED	RAM		FTL	2020-06-13 12:00:12		Pending OUT	   
Outbound	hr76a8002	SLL010000027	S P TRANSPORT	MONU		FTL	2020-06-12 16:45:07		Pending OUT	   
Outbound	HR55AA1534	SLL010000026	NATIONAL ROADLINE	NAVEEN		FTL	2020-06-12 16:05:22		Pending OUT	   
Outbound	hr55a0123	SLL010000025	3T INDUSTRIAL SOLUTIONS PRIVATE LIMITED	RAM		FTL	2020-06-12 15:54:36		Pending OUT	   
Inbound	HR47D2525	SLL010000024	OM Logistics Ltd	RAM		FTL	2020-06-12 15:23:39		Pending OUT	   
Outbound	hr55a1234	SLL010000023	3T INDUSTRIAL SOLUTIONS PRIVATE LIMITED	RAM		FTL	2020-06-12 11:03:32		Pending OUT	   
Outbound	HR55W7044	SLL010000022	3T INDUSTRIAL SOLUTIONS PRIVATE LIMITED	RAM		FTL	2020-06-10 15:47:48		Pending OUT	   
Outbound	vk52523	SLL010000021	NATIONAL ROADLINE	sfsaf		FTL	2020-06-10 12:47:58		Pending OUT	   
Outbound	hr55x1234	SLL010000020	3T INDUSTRIAL SOLUTIONS PRIVATE LIMITED	RAM		FTL	2020-06-10 12:28:24		Pending OUT	   
Outbound	hr55a2222	SLL010000019	NATIONAL ROADLINE	RAM		FTL	2020-06-10 12:14:17		Start Loading	   
Outbound	hr55a1250	SLL010000018	S P TRANSPORT	RAM		FTL	2020-06-10 11:56:07		Start Loading	   
Outbound	HR55AA7709	SLL010000016	S P TRANSPORT	RAM		FTL	2020-06-10 11:42:06		Start Loading	   
Outbound	HR47D5116	SLL010000015	3T INDUSTRIAL SOLUTIONS PRIVATE LIMITED	B		FTL	2020-06-10 11:38:40		Start Loading	   
Outbound	HR47D1218	SLL010000014	3T INDUSTRIAL SOLUTIONS PRIVATE LIMITED	MANOJ		FTL	2020-06-09 17:45:34		Start Loading	   

seabirdlogisolutions.co/ngk_sl_wms/admin/vehicle_in_out_data.php?id=44&type=...

OUTWARD PROCESS

Step I: Click on “generate gatepass” button.



SEABIRD LOGISOLUTIONS **NGKSecurity-Gatepass Department, Last Login: 2020-06-19 03:06:37**

General Info ▾ Inward Management ▾













Pending Vehicle Vehicle Information **VEHICLE PENDING INFORMATION** **GENERATE GATE PASS** **TOOLS ▾**

Generate Gate Pass

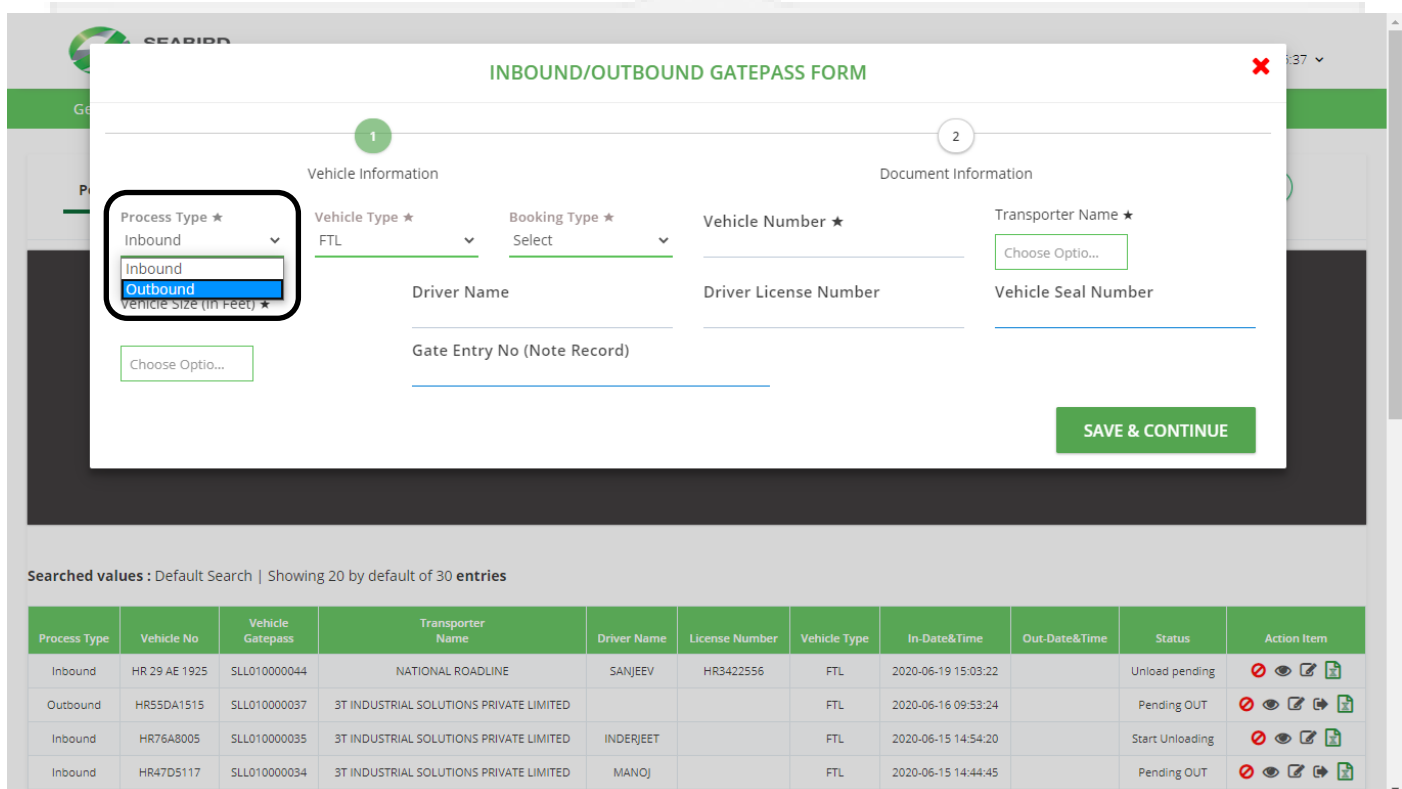
Advance Search **Download report in excel**

Select ▾ Please Enter From: dd-mm-yyyy To: dd-mm-yyyy **ADVANCE SEARCH**

Searched values : Default Search | Showing 20 by default of 30 entries

Process Type	Vehicle No	Vehicle Gatepass	Transporter Name	Driver Name	License Number	Vehicle Type	In-Date&Time	Out-Date&Time	Status	Action Item
Inbound	HR 29 AE 1925	SLL010000044	NATIONAL ROADLINE	SAIJEEV	HR3422556	FTL	2020-06-19 15:03:22		Unload pending	  
Outbound	HR55DA1515	SLL010000037	3T INDUSTRIAL SOLUTIONS PRIVATE LIMITED			FTL	2020-06-16 09:53:24		Pending OUT	  
Inbound	HR76A8005	SLL010000035	3T INDUSTRIAL SOLUTIONS PRIVATE LIMITED	INDERJEET		FTL	2020-06-15 14:54:20		Start Unloading	  
Inbound	HR47D5117	SLL010000034	3T INDUSTRIAL SOLUTIONS PRIVATE LIMITED	MANOJ		FTL	2020-06-15 14:44:45		Pending OUT	  

Step II: Select “Outward” in the process type.



SEABIRD LOGISOLUTIONS **NGKSecurity-Gatepass Department, Last Login: 2020-06-19 03:06:37**

General Info ▾ Inward Management ▾













Pending Vehicle Vehicle Information **VEHICLE PENDING INFORMATION** **GENERATE GATE PASS** **TOOLS ▾**

Generate Gate Pass

Advance Search **Download report in excel**

Select ▾ Please Enter From: dd-mm-yyyy To: dd-mm-yyyy **ADVANCE SEARCH**

Searched values : Default Search | Showing 20 by default of 30 entries

Process Type	Vehicle No	Vehicle Gatepass	Transporter Name	Driver Name	License Number	Vehicle Type	In-Date&Time	Out-Date&Time	Status	Action Item
Inbound	HR 29 AE 1925	SLL010000044	NATIONAL ROADLINE	SAIJEEV	HR3422556	FTL	2020-06-19 15:03:22		Unload pending	  
Outbound	HR55DA1515	SLL010000037	3T INDUSTRIAL SOLUTIONS PRIVATE LIMITED			FTL	2020-06-16 09:53:24		Pending OUT	  
Inbound	HR76A8005	SLL010000035	3T INDUSTRIAL SOLUTIONS PRIVATE LIMITED	INDERJEET		FTL	2020-06-15 14:54:20		Start Unloading	  
Inbound	HR47D5117	SLL010000034	3T INDUSTRIAL SOLUTIONS PRIVATE LIMITED	MANOJ		FTL	2020-06-15 14:44:45		Pending OUT	  

Step II: Select vehicle type.

INBOUND/OUTBOUND GATEPASS FORM

1

Vehicle Information

Process Type ★

Outbound

Vehicle Type ★

FTL

PTL

By Hand

Booking Type ★

Select

Vehicle Number ★

Transporter Name ★

Choose Optio...

Vehicle Size (In Feet) ★

Choose Optio...

Driver License Number

Vehicle Seal Number

Gate Entry No (Note Record)













Remarks

SUBMIT

2

Document Information

Searched values : Default Search | Showing 20 by default of 30 entries

Process Type	Vehicle No	Vehicle Gatepass	Transporter Name	Driver Name	License Number	Vehicle Type	In-Date&Time	Out-Date&Time	Status	Action Item
Inbound	HR 29 AE 1925	SLL01000044	NATIONAL ROADLINE	SANJEEV	HR3422556	FTL	2020-06-19 15:03:22		Unload pending	  
Outbound	HR55DA1515	SLL01000037	3T INDUSTRIAL SOLUTIONS PRIVATE LIMITED			FTL	2020-06-16 09:53:24		Pending OUT	  
Inbound	HR76A8005	SLL01000035	3T INDUSTRIAL SOLUTIONS PRIVATE LIMITED	INDERJEET		FTL	2020-06-15 14:54:20		Start Unloading	  
Inbound	HR47D5117	SLL01000034	3T INDUSTRIAL SOLUTIONS PRIVATE LIMITED	MANOJ		FTL	2020-06-15 14:44:45		Pending OUT	  

Step III: Select booking type.

INBOUND/OUTBOUND GATEPASS FORM

1

Vehicle Information

Process Type ★

Outbound

Vehicle Type ★

FTL

Booking Type ★

Select

Import

Stock Transfer

Transfer Receipt Number

PO Number

Delivery Chalan

Return Order

Sales Return

Sales Order

Sales Delivery Order

Other

Vehicle Number ★

Transporter Name ★

Choose Optio...

Vehicle Size (In Feet) ★

Choose Optio...

Driver License Number

Vehicle Seal Number

Gate Entry No













Remarks

SUBMIT

2

Document Information

Searched values : Default Search | Showing 20 by default of 30 entries

Process Type	Vehicle No	Vehicle Gatepass	Transporter Name	Driver Name	License Number	Vehicle Type	In-Date&Time	Out-Date&Time	Status	Action Item
Inbound	HR 29 AE 1925	SLL01000044	NATIONAL ROADLINE	SANJEEV	HR3422556	FTL	2020-06-19 15:03:22		Unload pending	  
Outbound	HR55DA1515	SLL01000037	3T INDUSTRIAL SOLUTIONS PRIVATE LIMITED			FTL	2020-06-16 09:53:24		Pending OUT	  
Inbound	HR76A8005	SLL01000035	3T INDUSTRIAL SOLUTIONS PRIVATE LIMITED	INDERJEET		FTL	2020-06-15 14:54:20		Start Unloading	  
Inbound	HR47D5117	SLL01000034	3T INDUSTRIAL SOLUTIONS PRIVATE LIMITED	MANOJ		FTL	2020-06-15 14:44:45		Pending OUT	  

Step IV: Enter vehicle number.

INBOUND/OUTBOUND GATEPASS FORM

1

Vehicle Information

Process Type ★

Outbound

Vehicle Type ★

FTL

Booking Type ★

Select

Vehicle Number ★

HR 22 B 1434

Transporter Name ★

Choose Optio...

Vehicle Size (In Feet) ★

Choose Optio...

Driver Name

Driver License Number

Vehicle Seal Number

Gate Entry No (Note Record)













Remarks

SUBMIT

2

Document Information

Searched values : Default Search | Showing 20 by default of 30 entries

Process Type	Vehicle No	Vehicle Gatepass	Transporter Name	Driver Name	License Number	Vehicle Type	In-Date&Time	Out-Date&Time	Status	Action Item
Inbound	HR 29 AE 1925	SLL010000044	NATIONAL ROADLINE	SAJNEEV	HR3422556	FTL	2020-06-19 15:03:22		Unload pending	  
Outbound	HR55DA1515	SLL010000037	3T INDUSTRIAL SOLUTIONS PRIVATE LIMITED			FTL	2020-06-16 09:53:24		Pending OUT	  
Inbound	HR76A8005	SLL010000035	3T INDUSTRIAL SOLUTIONS PRIVATE LIMITED	INDERJEET		FTL	2020-06-15 14:54:20		Start Unloading	  
Inbound	HR47D5117	SLL010000034	3T INDUSTRIAL SOLUTIONS PRIVATE LIMITED	MANOJ		FTL	2020-06-15 14:44:45		Pending OUT	  

Step V: Select transporter from list.

INBOUND/OUTBOUND GATEPASS FORM

1

Vehicle Information

Process Type ★

Outbound

Vehicle Type ★

FTL

Booking Type ★

Select

Vehicle Number ★

HR 22 B 1434

Transporter Name ★

Choose Optio...

Vehicle Size (In Feet) ★

Choose Optio...

Driver Name

Driver License Number

Gate Entry No (Note Record)













Remarks

SUBMIT

2

Document Information

Searched values : Default Search | Showing 20 by default of 30 entries

Process Type	Vehicle No	Vehicle Gatepass	Transporter Name	Driver Name	License Number	Vehicle Type	In-Date&Time	Out-Date&Time	Status	Action Item
Inbound	HR 29 AE 1925	SLL010000044	NATIONAL ROADLINE	SAJNEEV	HR3422556	FTL	2020-06-19 15:03:22		Unload pending	  
Outbound	HR55DA1515	SLL010000037	3T INDUSTRIAL SOLUTIONS PRIVATE LIMITED			FTL	2020-06-16 09:53:24		Pending OUT	  
Inbound	HR76A8005	SLL010000035	3T INDUSTRIAL SOLUTIONS PRIVATE LIMITED	INDERJEET		FTL	2020-06-15 14:54:20		Start Unloading	  
Inbound	HR47D5117	SLL010000034	3T INDUSTRIAL SOLUTIONS PRIVATE LIMITED	MANOJ		FTL	2020-06-15 14:44:45		Pending OUT	  

Step VI: Select vehicle size.

INBOUND/OUTBOUND GATEPASS FORM

1

Vehicle Information

Process Type ★

Outbound

Vehicle Type ★

FTL

Booking Type ★

Select

Vehicle Number ★

HR 22 B 1434

Transporter Name ★

3T INDUSTRIAL S...

Vehicle Size (In Feet) ★

Choose Option...

Choose Option...

6 X 4 X 5 - TATA ACE

9 X 6 X 5 - Tata 407

12 X 6.4 X 5 - Tata - 12 Feet

14 X 6.4 X 5 - Canter - 14 Feet

17 X 6.8 X 6 - LPT - 17 feet

14 X 7 X 7 - 1100

Driver Name

Driver License Number

Vehicle Seal Number

Gate Entry No (Note Record)

SUBMIT

2

Document Information

Searched values : Default Search | Showing 20 by default of 30 entries

Process Type	Vehicle No	Vehicle Gatepass	Transporter Name	Driver Name	License Number	Vehicle Type	In-Date&Time	Out-Date&Time	Status	Action Item
Inbound	HR 29 AE 1925	SLL01000044	NATIONAL ROADLINE	SANJEEV	HR3422556	FTL	2020-06-19 15:03:22		Unload pending	
Outbound	HR55DA1515	SLL010000037	3T INDUSTRIAL SOLUTIONS PRIVATE LIMITED			FTL	2020-06-16 09:53:24		Pending OUT	
Inbound	HR76A8005	SLL010000035	3T INDUSTRIAL SOLUTIONS PRIVATE LIMITED	INDERJEET		FTL	2020-06-15 14:54:20		Start Unloading	
Inbound	HR47D5117	SLL010000034	3T INDUSTRIAL SOLUTIONS PRIVATE LIMITED	MANOJ		FTL	2020-06-15 14:44:45		Pending OUT	

Step VII: Enter driver's name.

INBOUND/OUTBOUND GATEPASS FORM

1

Vehicle Information

Process Type ★

Outbound

Vehicle Type ★

FTL

Booking Type ★

Select

Vehicle Number ★

HR 22 B 1434

Transporter Name ★

3T INDUSTRIAL S...

Vehicle Size (In Feet) ★

14 X 6.4 X 5 - Can...

Driver Name

sanjeev

Driver License Number

Vehicle Seal Number

Gate Entry No (Note Record)

Remarks

SUBMIT

2

Document Information

Searched values : Default Search | Showing 20 by default of 30 entries

Process Type	Vehicle No	Vehicle Gatepass	Transporter Name	Driver Name	License Number	Vehicle Type	In-Date&Time	Out-Date&Time	Status	Action Item
Inbound	HR 29 AE 1925	SLL010000044	NATIONAL ROADLINE	SANJEEV	HR3422556	FTL	2020-06-19 15:03:22		Unload pending	
Outbound	HR55DA1515	SLL010000037	3T INDUSTRIAL SOLUTIONS PRIVATE LIMITED			FTL	2020-06-16 09:53:24		Pending OUT	
Inbound	HR76A8005	SLL010000035	3T INDUSTRIAL SOLUTIONS PRIVATE LIMITED	INDERJEET		FTL	2020-06-15 14:54:20		Start Unloading	
Inbound	HR47D5117	SLL010000034	3T INDUSTRIAL SOLUTIONS PRIVATE LIMITED	MANOJ		FTL	2020-06-15 14:44:45		Pending OUT	

Step VIII: Enter driver's license number.

1
2

Vehicle Information

Process Type ★
Outbound ▼

Vehicle Type ★
FTL ▼

Booking Type ★
Select ▼

Vehicle Number ★
HR 22 B 1434

Transporter Name ★
3T INDUSTRIAL S...

Vehicle Size (In Feet) ★
14 X 6.4 X 5 - Can...

Driver Name
sanjeev

Gate Entry No (Note Record)

Remarks













Document Information

Driver License Number
DL12947129

Vehicle Seal Number

SUBMIT

Searched values : Default Search | Showing 20 by default of 30 entries

Process Type	Vehicle No	Vehicle Gatepass	Transporter Name	Driver Name	License Number	Vehicle Type	In-Date&Time	Out-Date&Time	Status	Action Item
Inbound	HR 29 AE 1925	SLL01000044	NATIONAL ROADLINE	SANJEEV	HR3422556	FTL	2020-06-19 15:03:22		Unload pending	  
Outbound	HR55DA1515	SLL01000037	3T INDUSTRIAL SOLUTIONS PRIVATE LIMITED			FTL	2020-06-16 09:53:24		Pending OUT	  
Inbound	HR76A8005	SLL01000035	3T INDUSTRIAL SOLUTIONS PRIVATE LIMITED	INDERJEET		FTL	2020-06-15 14:54:20		Start Unloading	  
Inbound	HR47D5117	SLL01000034	3T INDUSTRIAL SOLUTIONS PRIVATE LIMITED	MANOJ		FTL	2020-06-15 14:44:45		Pending OUT	  

Step IX: Enter gate entry number.

1
2

Vehicle Information

Process Type ★
Outbound ▼

Vehicle Type ★
FTL ▼

Booking Type ★
Select ▼

Vehicle Number ★
HR 22 B 1434

Transporter Name ★
3T INDUSTRIAL S...

Vehicle Size (In Feet) ★
14 X 6.4 X 5 - Can...

Driver Name
sanjeev

Gate Entry No (Note Record)

Remarks













Document Information

Driver License Number
DL12947129

Vehicle Seal Number

SUBMIT

Searched values : Default Search | Showing 20 by default of 30 entries

Process Type	Vehicle No	Vehicle Gatepass	Transporter Name	Driver Name	License Number	Vehicle Type	In-Date&Time	Out-Date&Time	Status	Action Item
Inbound	HR 29 AE 1925	SLL01000044	NATIONAL ROADLINE	SANJEEV	HR3422556	FTL	2020-06-19 15:03:22		Unload pending	  
Outbound	HR55DA1515	SLL01000037	3T INDUSTRIAL SOLUTIONS PRIVATE LIMITED			FTL	2020-06-16 09:53:24		Pending OUT	  
Inbound	HR76A8005	SLL01000035	3T INDUSTRIAL SOLUTIONS PRIVATE LIMITED	INDERJEET		FTL	2020-06-15 14:54:20		Start Unloading	  
Inbound	HR47D5117	SLL01000034	3T INDUSTRIAL SOLUTIONS PRIVATE LIMITED	MANOJ		FTL	2020-06-15 14:44:45		Pending OUT	  

Step IX: Enter remark.

INBOUND/OUTBOUND GATEPASS FORM
✕

1

Vehicle Information

Process Type ★
Outbound ▼

Vehicle Type ★
FTL ▼

Booking Type ★
Select ▼

Vehicle Number ★
HR 22 B 1434

Transporter Name ★
3T INDUSTRIAL S...

Vehicle Size (In Feet) ★
14 X 6.4 X 5 - Can...

Driver Name
sanjeev

Driver License Number
DL12947129

Vehicle Seal Number

Gate Entry No (Note Record)
SLL12234













Remarks
NA

2

Document Information

SUBMIT

Searched values : Default Search | Showing 20 by default of 30 entries

Process Type	Vehicle No	Vehicle Gatepass	Transporter Name	Driver Name	License Number	Vehicle Type	In-Date&Time	Out-Date&Time	Status	Action Item
Inbound	HR 29 AE 1925	SLL01000044	NATIONAL ROADLINE	SANJEEV	HR3422556	FTL	2020-06-19 15:03:22		Unload pending	  
Outbound	HR55DA1515	SLL01000037	3T INDUSTRIAL SOLUTIONS PRIVATE LIMITED			FTL	2020-06-16 09:53:24		Pending OUT	  
Inbound	HR76A8005	SLL01000035	3T INDUSTRIAL SOLUTIONS PRIVATE LIMITED	INDERJEET		FTL	2020-06-15 14:54:20		Start Unloading	  
Inbound	HR47D5117	SLL01000034	3T INDUSTRIAL SOLUTIONS PRIVATE LIMITED	MANOJ		FTL	2020-06-15 14:44:45		Pending OUT	  

Step IX: Click on "Submit" button.

INBOUND/OUTBOUND GATEPASS FORM
✕

1

Vehicle Information

Process Type ★
Outbound ▼

Vehicle Type ★
FTL ▼

Booking Type ★
Select ▼

Vehicle Number ★
HR 22 B 1434

Transporter Name ★
3T INDUSTRIAL S...

Vehicle Size (In Feet) ★
14 X 6.4 X 5 - Can...

Driver Name
sanjeev

Driver License Number
DL12947129

Vehicle Seal Number

Gate Entry No (Note Record)
SLL12234













Remarks
NA

2

Document Information

SUBMIT

Searched values : Default Search | Showing 20 by default of 30 entries

Process Type	Vehicle No	Vehicle Gatepass	Transporter Name	Driver Name	License Number	Vehicle Type	In-Date&Time	Out-Date&Time	Status	Action Item
Inbound	HR 29 AE 1925	SLL01000044	NATIONAL ROADLINE	SANJEEV	HR3422556	FTL	2020-06-19 15:03:22		Unload pending	  
Outbound	HR55DA1515	SLL01000037	3T INDUSTRIAL SOLUTIONS PRIVATE LIMITED			FTL	2020-06-16 09:53:24		Pending OUT	  
Inbound	HR76A8005	SLL01000035	3T INDUSTRIAL SOLUTIONS PRIVATE LIMITED	INDERJEET		FTL	2020-06-15 14:54:20		Start Unloading	  
Inbound	HR47D5117	SLL01000034	3T INDUSTRIAL SOLUTIONS PRIVATE LIMITED	MANOJ		FTL	2020-06-15 14:44:45		Pending OUT	  

Step IX: Click on “OK” Button on the popup.

seabirdlogisolutions.co says

Data has been saved Successfully..

OK

Vehicle Information

Process Type ★

Outbound ▼

Vehicle Type ★

FTL ▼

Booking Type ★

Select ▼

Vehicle Number ★

HR 22 B 1434

Transporter Name ★

3T INDUSTRIAL S...

Vehicle Size (In Feet) ★

14 X 6.4 X 5 - Can...

Driver Name

sanjeev

Driver License Number

DL12947129

Vehicle Seal Number

Remarks

NA













Gate Entry No (Note Record)

SLL12234

Document Information

SUBMIT

Searched values : Default Search | Showing 20 by default of 30 entries

Process Type	Vehicle No	Vehicle Gatepass	Transporter Name	Driver Name	License Number	Vehicle Type	In-Date&Time	Out-Date&Time	Status	Action Item
Inbound	HR 29 AE 1925	SLL01000044	NATIONAL ROADLINE	SANJEEV	HR3422556	FTL	2020-06-19 15:03:22		Unload pending	  
Outbound	HR55DA1515	SLL01000037	3T INDUSTRIAL SOLUTIONS PRIVATE LIMITED			FTL	2020-06-16 09:53:24		Pending OUT	  
Inbound	HR76A8005	SLL01000035	3T INDUSTRIAL SOLUTIONS PRIVATE LIMITED	INDERJEET		FTL	2020-06-15 14:54:20		Start Unloading	  
Inbound	HR47D5117	SLL01000034	3T INDUSTRIAL SOLUTIONS PRIVATE LIMITED	MANOJ		FTL	2020-06-15 14:44:45		Pending OUT	  

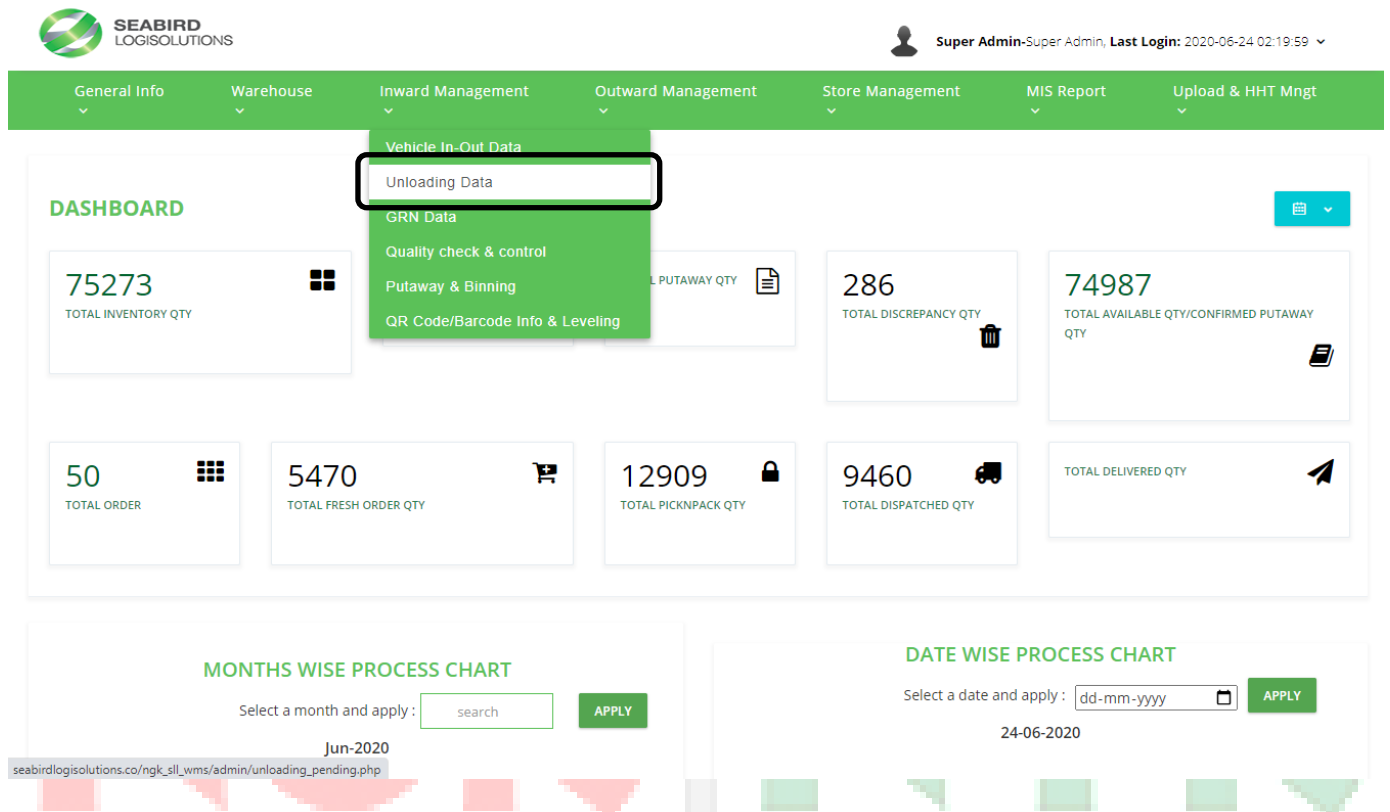
SPARK PLUGS

TECHNICAL CERAMICS

NGK SPARK PLUGS (INDIA) PVT. LTD.

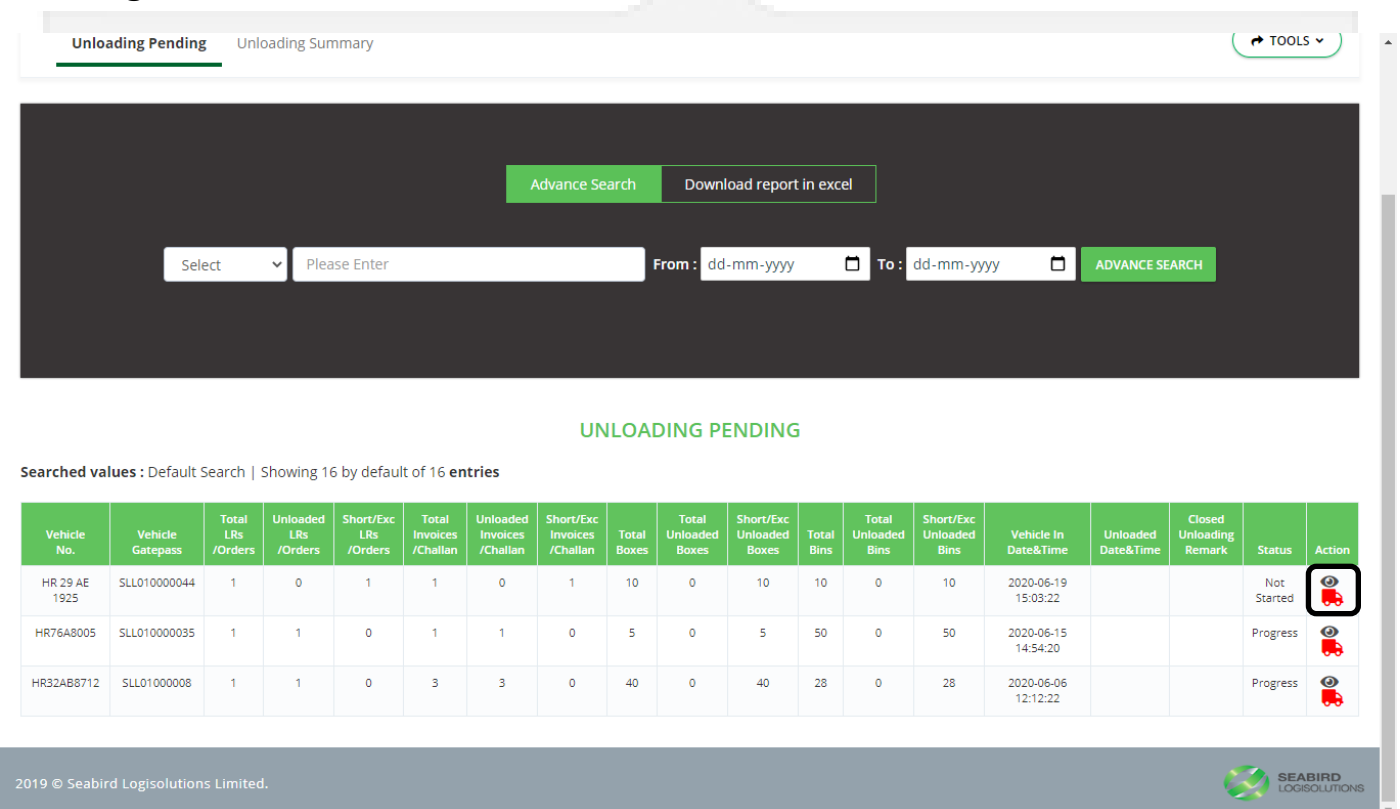
2. UNLOADING DATA

Step I: Click on “Unloading data” for view and unload the vehicle for inbound.




The screenshot shows the SEABIRD LOGISOLUTIONS dashboard. The user is logged in as 'Super Admin-Super Admin' with a last login of '2020-06-24 02:19:59'. The dashboard features a top navigation bar with tabs: General Info, Warehouse, Inward Management, Outward Management, Store Management, MIS Report, and Upload & HHT Mngt. Under 'Inward Management', a dropdown menu is open, showing options: Vehicle In-Out Data, Unloading Data (highlighted with a red box), GRN Data, Quality check & control, Putaway & Binning, and QR Code/Barcode Info & Leveling. The dashboard also displays several key metrics: 75273 TOTAL INVENTORY QTY, 286 TOTAL DISCREPANCY QTY, 74987 TOTAL AVAILABLE QTY/CONFIRMED PUTAWAY QTY, 50 TOTAL ORDER, 5470 TOTAL FRESH ORDER QTY, 12909 TOTAL PICKNPACK QTY, 9460 TOTAL DISPATCHED QTY, and TOTAL DELIVERED QTY. Below these are two charts: 'MONTHS WISE PROCESS CHART' for Jun-2020 and 'DATE WISE PROCESS CHART' for 24-06-2020.

Step II: Click on “eye” button to view vehicle details and “Vehicle Icon” which is showing next to the vehicle detail to unload the vehicle.




The screenshot shows the 'Unloading Pending' section of the application. It includes a search bar with 'Advance Search' and 'Download report in excel' buttons. Below the search bar is a table titled 'UNLOADING PENDING' with 16 columns: Vehicle No., Vehicle Gatepass, Total LRs /Orders, Unloaded LRs /Orders, Short/Exc LRs /Orders, Total Invoices /Challan, Unloaded Invoices /Challan, Short/Exc Invoices /Challan, Total Boxes, Total Unloaded Boxes, Short/Exc Unloaded Boxes, Total Bins, Total Unloaded Bins, Short/Exc Unloaded Bins, Vehicle In Date&Time, Unloaded Date&Time, Closed Unloading Remark, Status, and Action. The table shows three entries. The first entry, HR 29 AE 1925, has an 'eye' icon highlighted with a red box in the 'Action' column. The second entry, HR76A8005, has a 'Vehicle Icon' (a red truck icon) in the 'Action' column. The third entry, HR32AB8712, also has a 'Vehicle Icon' in the 'Action' column. The status of the first two entries is 'Not Started' and 'Progress' respectively, while the third is 'Progress'.

Step III: Click on “Play” button to start unloading.



SEABIRD
LOGISOLUTIONS

 **Super Admin-Super Admin, Last Login:** 2020-06-24 02:19:59

General Info ▾
Warehouse ▾
Inward Management ▾
Outward Management ▾
Store Management ▾
MIS Report ▾
Upload & HHT Mngt ▾


BACK
COMPLETE UNLOADING

Vehicle Summary

Vehicle Type	Vehicle Number	Transporter Name	Vehicle Size	T. Boxes	T. Bins	T. Invoice/Challan
Inbound	HR 29 AE 1925	NATIONAL ROADLINE	12 X 6.4 X 5 / Tata - 12 Feet	10	10	1

Unloaded Invoice/Challan Information

LR/T.Order Summary Information

LR/T.Order Gatepass No	LR/ T.Order Number	Total Boxes	Total Bin	Total Invoice /Challan	Action
SLL010000029	393112	10	10	1	

Add Box/Bin and Invoice Information

No. of Boxes

Box Condition

No. of Discrepancy Boxes

Discrepancy Boxes Remark

No. of Bins

Bin Condition


No. of Discrepancy Bins

Discrepancy Bins Remark


Invoice/Challan No.

Qty

Step IV: Enter number of boxes mention on the LR.



SEABIRD
LOGISOLUTIONS

 **Super Admin-Super Admin, Last Login:** 2020-06-24 02:19:59

General Info ▾
Warehouse ▾
Inward Management ▾
Outward Management ▾
Store Management ▾
MIS Report ▾
Upload & HHT Mngt ▾


BACK
COMPLETE UNLOADING

Vehicle Summary

Vehicle Type	Vehicle Number	Transporter Name	Vehicle Size	T. Boxes	T. Bins	T. Invoice/Challan
Inbound	HR 29 AE 1925	NATIONAL ROADLINE	12 X 6.4 X 5 / Tata - 12 Feet	10	10	1

Unloaded Invoice/Challan Information

LR/T.Order Summary Information

LR/T.Order Gatepass No	LR/ T.Order Number	Total Boxes	Total Bin	Total Invoice /Challan	Action
SLL010000029	393112	10	10	1	

Add Box/Bin and Invoice Information

No. of Boxes

Box Condition

No. of Discrepancy Boxes

Discrepancy Boxes Remark

No. of Bins

Bin Condition


No. of Discrepancy Bins


Discrepancy Bins Remark

Invoice/Challan No.

Qty

Step V: Select Box condition.


SEABIRD
LOGISOLUTIONS


Super Admin-Super Admin, Last Login: 2020-06-24 02:19:59

General Info ▾ Warehouse ▾ Inward Management ▾ Outward Management ▾ Store Management ▾ MIS Report ▾ Upload & HHT Mngt ▾

Vehicle Type

Vehicle Number

Transporter Name

Vehicle Size

T. Boxes

T. Bins

T. Invoice/Challan

Inbound

HR 29 AE 1925

NATIONAL ROADLINE

12 X 6.4 X 5 / Tata - 12 Feet

10

10

1

BACK

COMPLETE UNLOADING

Vehicle Summary

Unloaded Invoice/Challan Information

Invoice/Challan No.	LR NO./T.Order No.	Quantity	No.of Boxes	Box Condition	No.of Discrepancy Boxes	Discrepancy Boxes Remark	No.of Bins	Bin Condition	No.of Discrepancy Bins	Discrepancy Bins Remark	Action

LR/T.Order Summary Information

LR/T.Order Gatepass No	LR/T.Order Number	Total Boxes	Total Bin	Total Invoice/Challan	Action
SLL010000029	393112	10	10	1	<div>In-Progress</div>

Add Box/Bin and Invoice Information

No.of Boxes

10

No.of Bins

No.Of

Box Condition

Select

Select

Very Good

Fresh

Good

Damaged

Bad

Very Bad


No.of Discrepancy Boxes


No.of Discrepancy Bins

Discrepancy Boxes Remark

Discrepancy Bins Remark

Step VI: Enter number of boxes having discrepancy.


SEABIRD
LOGISOLUTIONS


Super Admin-Super Admin, Last Login: 2020-06-24 02:19:59

General Info ▾ Warehouse ▾ Inward Management ▾ Outward Management ▾ Store Management ▾ MIS Report ▾ Upload & HHT Mngt ▾

Vehicle Type

Vehicle Number

Transporter Name

Vehicle Size

T. Boxes

T. Bins

T. Invoice/Challan

Inbound

HR 29 AE 1925

NATIONAL ROADLINE

12 X 6.4 X 5 / Tata - 12 Feet

10

10

1

BACK

COMPLETE UNLOADING

Vehicle Summary

Unloaded Invoice/Challan Information

Invoice/Challan No.	LR NO./T.Order No.	Quantity	No.of Boxes	Box Condition	No.of Discrepancy Boxes	Discrepancy Boxes Remark	No.of Bins	Bin Condition	No.of Discrepancy Bins	Discrepancy Bins Remark	Action

LR/T.Order Summary Information

LR/T.Order Gatepass No	LR/T.Order Number	Total Boxes	Total Bin	Total Invoice/Challan	Action
SLL010000029	393112	10	10	1	<div>In-Progress</div>

Add Box/Bin and Invoice Information

No.of Boxes

10

No.of Bins

No.Of

Box Condition

Select

Bin Condition

Select

No.of Discrepancy Boxes

1


No.of Discrepancy Bins


No.of Discrepancy Bins

Discrepancy Boxes Remark

Discrepancy Bins Remark

Step VII: Select the type of discrepancy.


SEABIRD
LOGISOLUTIONS


Super Admin-Super Admin, Last Login: 2020-06-24 02:19:59

General Info ▾ Warehouse ▾ Inward Management ▾ Outward Management ▾ Store Management ▾ MIS Report ▾ Upload & HHT Mngt ▾

Vehicle Type

Vehicle Number

Transporter Name

Vehicle Size

T. Boxes

T. Bins

T. Invoice/Challan

Inbound

HR 29 AE 1925

NATIONAL ROADLINE

12 X 6.4 X 5 / Tata - 12 Feet

10

10

1

BACK

COMPLETE UNLOADING

Vehicle Summary

Unloaded Invoice/Challan Information

Invoice/Challan No.	LR NO./T.Order No.	Quantity	No.of Boxes	Box Condition	No.of Discrepancy Boxes	Discrepancy Boxes Remark	No.of Bins	Bin Condition	No.of Discrepancy Bins	Discrepancy Bins Remark	Action
SLL010000029	393112	10	10		1		No.Of		No.of Discrep:		In-Progress

LR/T.Order Summary Information

LR/T.Order Gatepass No	LR/T.Order Number	Total Boxes	Total Bin	Total Invoice /Challan	Action
SLL010000029	393112	10	10	1	In-Progress

Add Box/Bin and Invoice Information

No.of Boxes

Box Condition

No.of Discrepancy Boxes

10

Select ▾

1

No.of Bins

Bin Condition

No.of Discrepancy Bins

No.Of

Select ▾

No.of Discrep:

Discrepancy Bins Remark

Select ▾

Select

Product damage

Different than described


Damaged


Wrong item was sent

Wrong item

Poor

Step VIII: Repeat the same for the number of bins.


SEABIRD
LOGISOLUTIONS


Super Admin-Super Admin, Last Login: 2020-06-24 02:19:59

General Info ▾ Warehouse ▾ Inward Management ▾ Outward Management ▾ Store Management ▾ MIS Report ▾ Upload & HHT Mngt ▾

Vehicle Type

Vehicle Number

Transporter Name

Vehicle Size

T. Boxes

T. Bins

T. Invoice/Challan

Inbound

HR 29 AE 1925

NATIONAL ROADLINE

12 X 6.4 X 5 / Tata - 12 Feet

10

10

1

BACK

COMPLETE UNLOADING

Vehicle Summary

Unloaded Invoice/Challan Information

Invoice/Challan No.	LR NO./T.Order No.	Quantity	No.of Boxes	Box Condition	No.of Discrepancy Boxes	Discrepancy Boxes Remark	No.of Bins	Bin Condition	No.of Discrepancy Bins	Discrepancy Bins Remark	Action
SLL010000029	393112	10	10		1		No.Of		No.of Discrep:		In-Progress

LR/T.Order Summary Information

LR/T.Order Gatepass No	LR/T.Order Number	Total Boxes	Total Bin	Total Invoice /Challan	Action
SLL010000029	393112	10	10	1	In-Progress

Add Box/Bin and Invoice Information

No.of Boxes

Box Condition

No.of Discrepancy Boxes

10

Select ▾

1

No.of Bins

Bin Condition

No.of Discrepancy Bins

No.Of

Select ▾

No.of Discrep:

Discrepancy Bins Remark

Select ▾

Select

Product damage

Different than described


Damaged


Wrong item was sent

Wrong item


Poor

Step IX: Enter the invoice number.



SEABIRD
LOGISOLUTIONS


Super Admin-Super Admin, Last Login: 2020-06-24 02:19:59

General Info ▾ Warehouse ▾ Inward Management ▾ Outward Management ▾ Store Management ▾ MIS Report ▾ Upload & HHT Mngt ▾

Invoice/ Challan No.	LR NO./ T.Order No.	Quantity	No.of Boxes	Box Condition	No.of Discrepancy Boxes	Discrepancy Boxes Remark	No.of Bins	Bin Condition	No.of Discrepancy Bins	Discrepancy Bins Remark	Action
SLL010000029	393112	10	10		1						 In-Progress

LR/T.Order Summary Information

LR/T.Order Gatepass No	LR/ T.Order Number	Total Boxes	Total Bin	Total Invoice /Challan	Action
SLL010000029	393112	10	10	1	 In-Progress

Add Box/Bin and Invoice Information

No. of Boxes
10

Box Condition
Very Good ▾

No. of Discrepancy
Boxes
1

Discrepancy Boxes
Remark
Poor ▾

No. of Bins
10

Bin Condition
Very Good ▾

No. of Discrepancy
Bins
No. of Discrep:

Discrepancy Bins Remark
Select ▾


Invoice/Challan No.
1234567890


Qty

ADD Current LR/ T.Order - 393112 | Rest LR/ T.Order Qty: 1000


CLOSE LR/T.ORDER

Step X: Enter the quantity of the material mention on the LR's.



SEABIRD
LOGISOLUTIONS


Super Admin-Super Admin, Last Login: 2020-06-24 02:19:59

General Info ▾ Warehouse ▾ Inward Management ▾ Outward Management ▾ Store Management ▾ MIS Report ▾ Upload & HHT Mngt ▾

Invoice/ Challan No.	LR NO./ T.Order No.	Quantity	No.of Boxes	Box Condition	No.of Discrepancy Boxes	Discrepancy Boxes Remark	No.of Bins	Bin Condition	No.of Discrepancy Bins	Discrepancy Bins Remark	Action
SLL010000029	393112	10	10		1						 In-Progress

LR/T.Order Summary Information

LR/T.Order Gatepass No	LR/ T.Order Number	Total Boxes	Total Bin	Total Invoice /Challan	Action
SLL010000029	393112	10	10	1	 In-Progress

Add Box/Bin and Invoice Information

No. of Boxes
10

Box Condition
Very Good ▾

No. of Discrepancy
Boxes
1

Discrepancy Boxes
Remark
Poor ▾

No. of Bins
10

Bin Condition
Very Good ▾

No. of Discrepancy
Bins
No. of Discrep:

Discrepancy Bins Remark
Select ▾

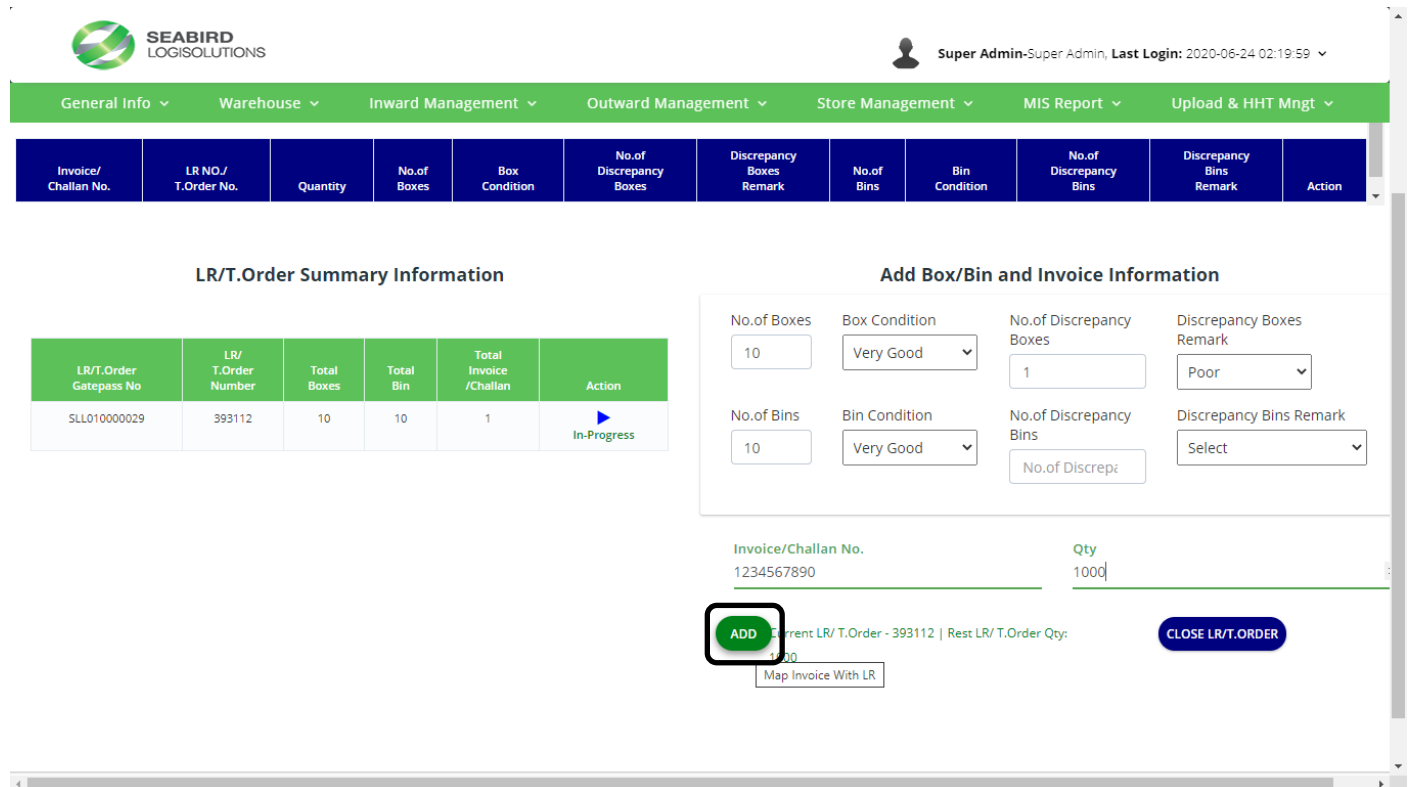
Invoice/Challan No.
1234567890

Qty
1000

ADD Current LR/ T.Order - 393112 | Rest LR/ T.Order Qty: 1000

CLOSE LR/T.ORDER

Step XI: Press “ADD” button to save.



The screenshot shows the SEABIRD LOGISOLUTIONS web application interface. The user is logged in as 'Super Admin-Super Admin' with a last login of '2020-06-24 02:19:59'. The navigation bar includes 'General Info', 'Warehouse', 'Inward Management', 'Outward Management', 'Store Management', 'MIS Report', and 'Upload & HHT Mngt'. The main content area is divided into two sections: 'LR/T.Order Summary Information' and 'Add Box/Bin and Invoice Information'.

LR/T.Order Summary Information

LR/T.Order Gatepass No	LR/ T.Order Number	Total Boxes	Total Bin	Total Invoice /Challan	Action
SLL010000029	393112	10	10	1	In-Progress

Add Box/Bin and Invoice Information

No. of Boxes: Box Condition: No. of Discrepancy Boxes: Discrepancy Boxes Remark:

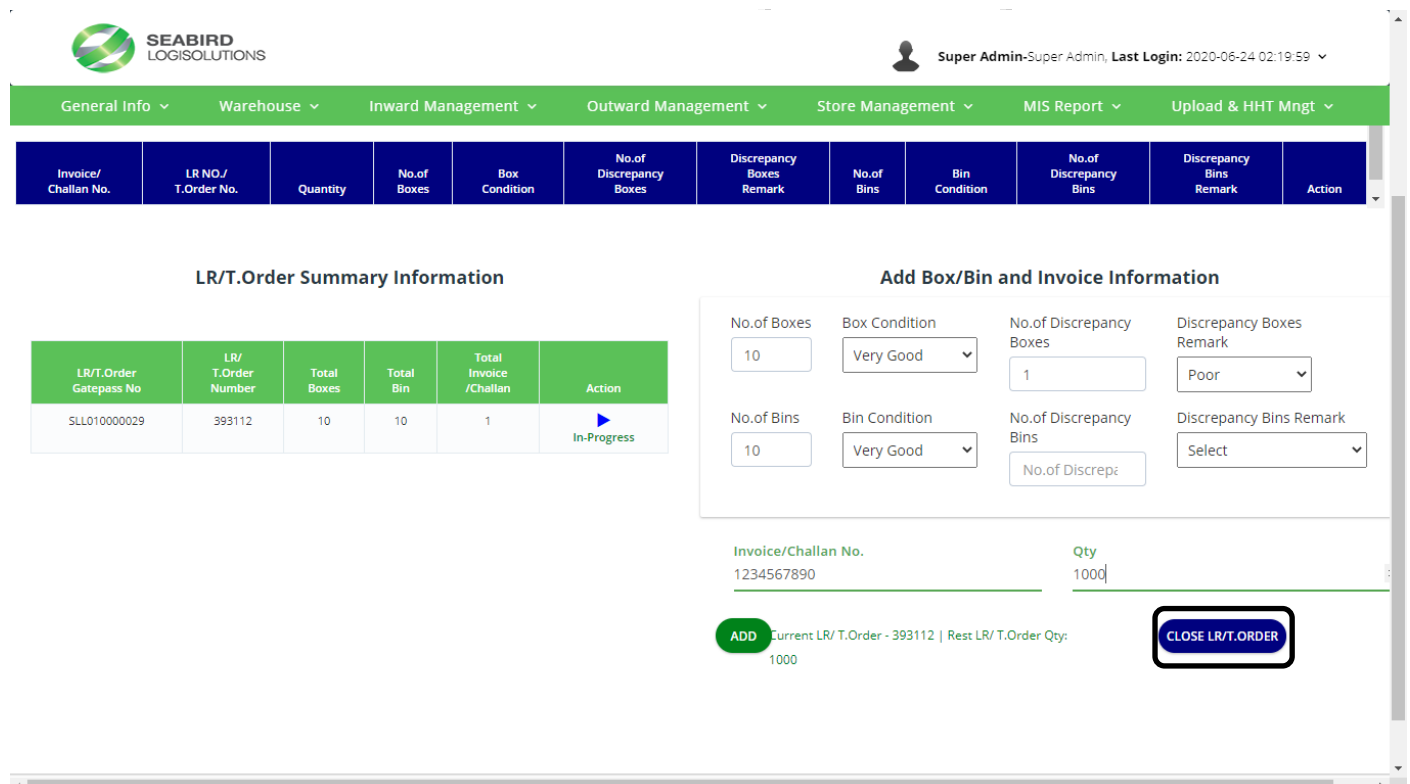
No. of Bins: Bin Condition: No. of Discrepancy Bins: Discrepancy Bins Remark:

Invoice/Challan No. Qty

ADD Current LR/ T.Order - 393112 | Rest LR/ T.Order Qty: **CLOSE LR/T.ORDER**

Map Invoice With LR

Step XII: Press on “Close Lr” button to close the unloading of the material mention on LR.



The screenshot shows the same SEABIRD LOGISOLUTIONS web application interface as the previous one. The user is logged in as 'Super Admin-Super Admin' with a last login of '2020-06-24 02:19:59'. The navigation bar includes 'General Info', 'Warehouse', 'Inward Management', 'Outward Management', 'Store Management', 'MIS Report', and 'Upload & HHT Mngt'. The main content area is divided into two sections: 'LR/T.Order Summary Information' and 'Add Box/Bin and Invoice Information'.

LR/T.Order Summary Information

LR/T.Order Gatepass No	LR/ T.Order Number	Total Boxes	Total Bin	Total Invoice /Challan	Action
SLL010000029	393112	10	10	1	In-Progress

Add Box/Bin and Invoice Information

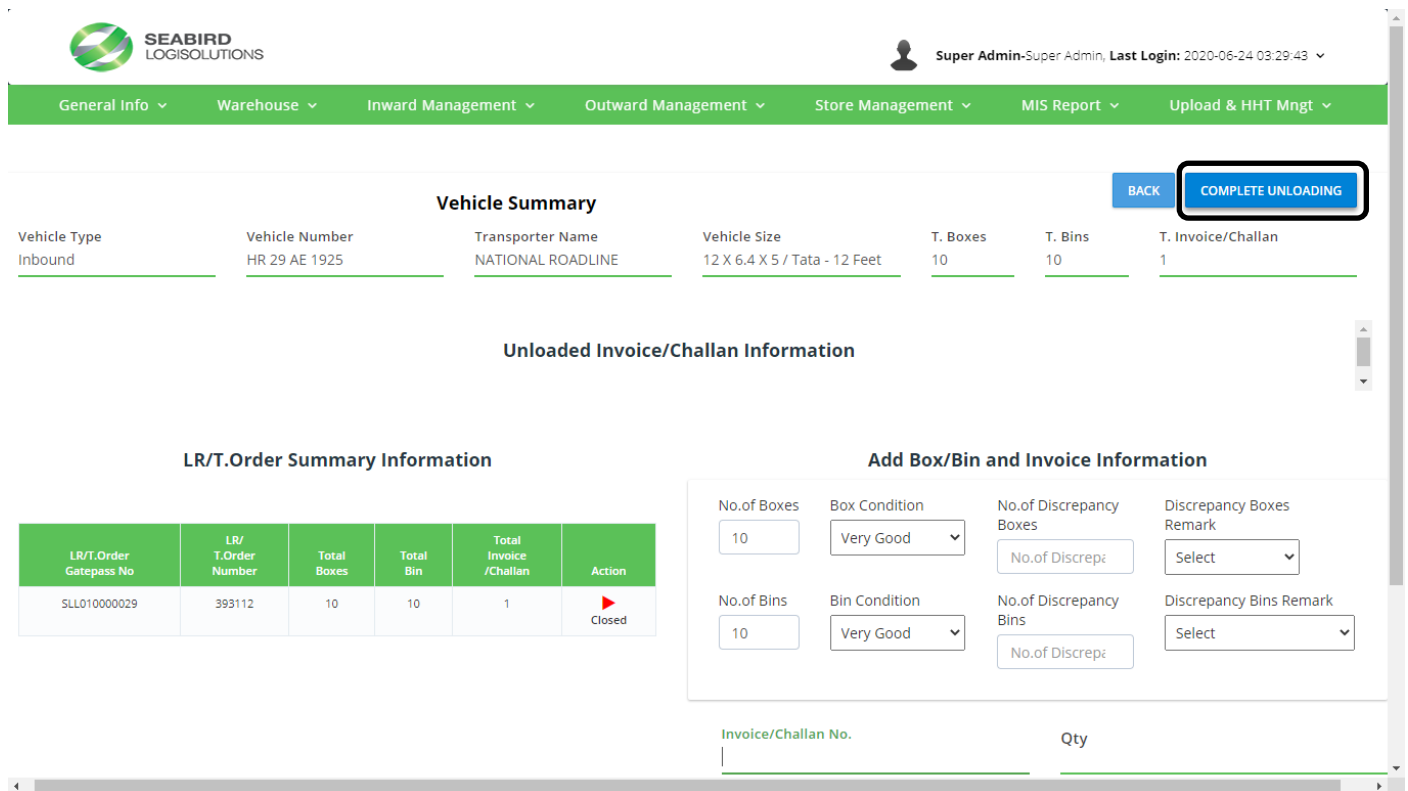
No. of Boxes: Box Condition: No. of Discrepancy Boxes: Discrepancy Boxes Remark:

No. of Bins: Bin Condition: No. of Discrepancy Bins: Discrepancy Bins Remark:

Invoice/Challan No. Qty

ADD Current LR/ T.Order - 393112 | Rest LR/ T.Order Qty: **CLOSE LR/T.ORDER**

Step XIII: Click on “Complete Unloading” button if the no. of boxes and bins has been unloaded as mention on the LR.



Vehicle Summary

Vehicle Type: Inbound, Vehicle Number: HR 29 AE 1925, Transporter Name: NATIONAL ROADLINE, Vehicle Size: 12 X 6.4 X 5 / Tata - 12 Feet, T. Boxes: 10, T. Bins: 10, T. Invoice/Challan: 1

Unloaded Invoice/Challan Information

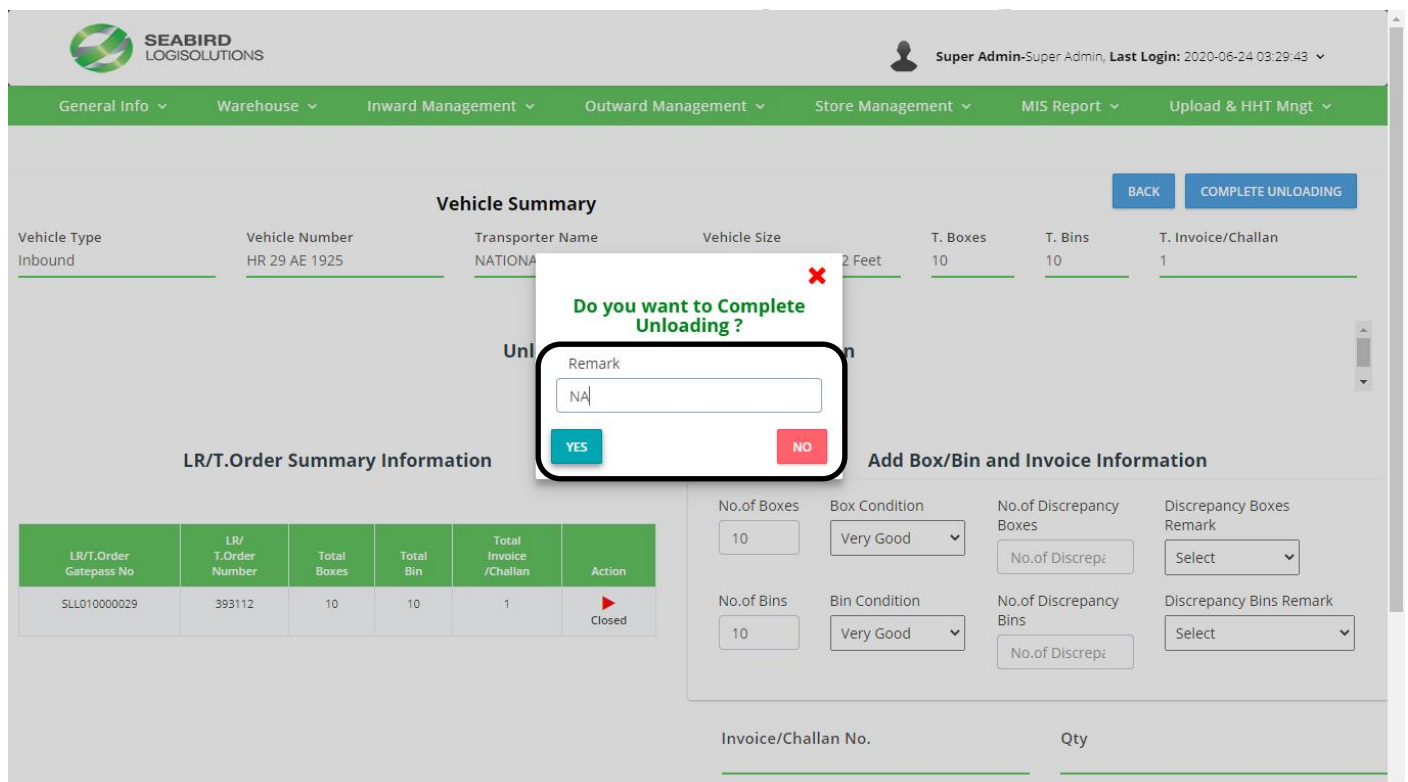
LR/T.Order Gatepass No	LR/ T.Order Number	Total Boxes	Total Bin	Total Invoice /Challan	Action
SLL010000029	393112	10	10	1	Closed

Add Box/Bin and Invoice Information

No. of Boxes: 10, Box Condition: Very Good, No. of Discrepancy Boxes: , Discrepancy Boxes Remark: Select, No. of Bins: 10, Bin Condition: Very Good, No. of Discrepancy Bins: , Discrepancy Bins Remark: Select

Invoice/Challan No. , Qty

Step XIV: Fill the remark if any and press “yes”.



Vehicle Summary

Vehicle Type: Inbound, Vehicle Number: HR 29 AE 1925, Transporter Name: NATIONAL ROADLINE, Vehicle Size: 12 X 6.4 X 5 / Tata - 12 Feet, T. Boxes: 10, T. Bins: 10, T. Invoice/Challan: 1

Unloaded Invoice/Challan Information

LR/T.Order Gatepass No	LR/ T.Order Number	Total Boxes	Total Bin	Total Invoice /Challan	Action
SLL010000029	393112	10	10	1	Closed

Add Box/Bin and Invoice Information

No. of Boxes: 10, Box Condition: Very Good, No. of Discrepancy Boxes: , Discrepancy Boxes Remark: Select, No. of Bins: 10, Bin Condition: Very Good, No. of Discrepancy Bins: , Discrepancy Bins Remark: Select

Invoice/Challan No. , Qty






Do you want to Complete Unloading?

Remark: NA

YES NO

Step XV: Click on “eye” button to check the details of the vehicle unloaded.

Searched values : Default Search | Showing 17 by default of 17 entries

Vehicle No.	Vehicle Gatepass	Total LRs /Orders	Unloaded LRs /Orders	Short/Exc LRs /Orders	Total Invoices /Challan	Unloaded Invoices /Challan	Short/Exc Invoices /Challan	Total Boxes	Total Unloaded Boxes	Short/Exc Unloaded Boxes	Total Bins	Total Unloaded Bins	Short/Exc Unloaded Bins	Unloaded Date&Time	Closed Unloading Remark	Vehicle Gate Out Remark	Status	Action
HR 29 AE 1926	SLL010000046	1	1	0	1	1	0	10	10	0	0	0	0	2020-06-24 16:11:50	NA		completed	
HR 29 AE 1925	SLL010000044	1	0	1	1	0	1	10		10	10	0	10	2020-06-24 16:03:27	NA		partially completed	
hr 30 a 2134	SLL010000043	1	1	0	1	1	0	10	10	0	0	0	0	2020-06-19 13:28:59	NA	NA	completed	
UP10HH1918	SLL010000041	1	1	0	2	2	0	40	40	0	0	0	0	2020-06-16 12:05:41	NA	NA	completed	
hr55ad0796	SLL010000036	1	1	0	1	1	0	0	0	0	54	0	54	2020-06-16 09:46:47			completed	
HR76AB005	SLL010000035	1	1	0	1	1	0	5	5	0	50	0	50				Progress	
HR47D5117	SLL010000034	2	2	0	2	1	1	0	0	0	250	0	250	2020-06-15 14:47:32	NA		partially completed	
HR55AC0796	SLL010000033	1	1	0	1	1	0	25	25	0	50	0	50	2020-06-13 16:13:26			completed	
HR55A7709	SLL010000030	2	2	0	3	2	1	22	22	0	95	0	95	2020-06-13 12:09:14			partially completed	
HR47D2525	SLL010000024	1	1	0	1	1	0	0	0	0	149	0	149	2020-06-12 15:25:21			completed	
DL12QG2012	SLL010000010	1	1	0	2	2	0	150	150	0	400	0	400	2020-06-06 20:12:30	OK		completed	
HR32AB8712	SLL010000008	1	1	0	3	3	0	40	40	0	28	0	28				Progress	
DI12JT0091	SLL010000005	2	2	0	6	2	4	150	150	0	700	0	700	2020-06-05 20:02:28	ok		partially completed	
HR32AB8712	SLL010000004	1	1	0	1	1	0	158	158	0	106	0	106	2020-06-05	Done	Done	completed	

3. GRN DATA

Step I: Click on “GRN Data” to generate the good receipt note of the material received.

General Info
Warehouse
Inward Management
Outward Management
Store Management
MIS Report
Upload & HHT Mngt

Unloading Pending
Unloading Summary

Vehicle In-Out Data
Unloading Data
GRN Data
Quality check & control
Putaway & Binning
QR Code/Barcode Info & Leveling
Download report in excel

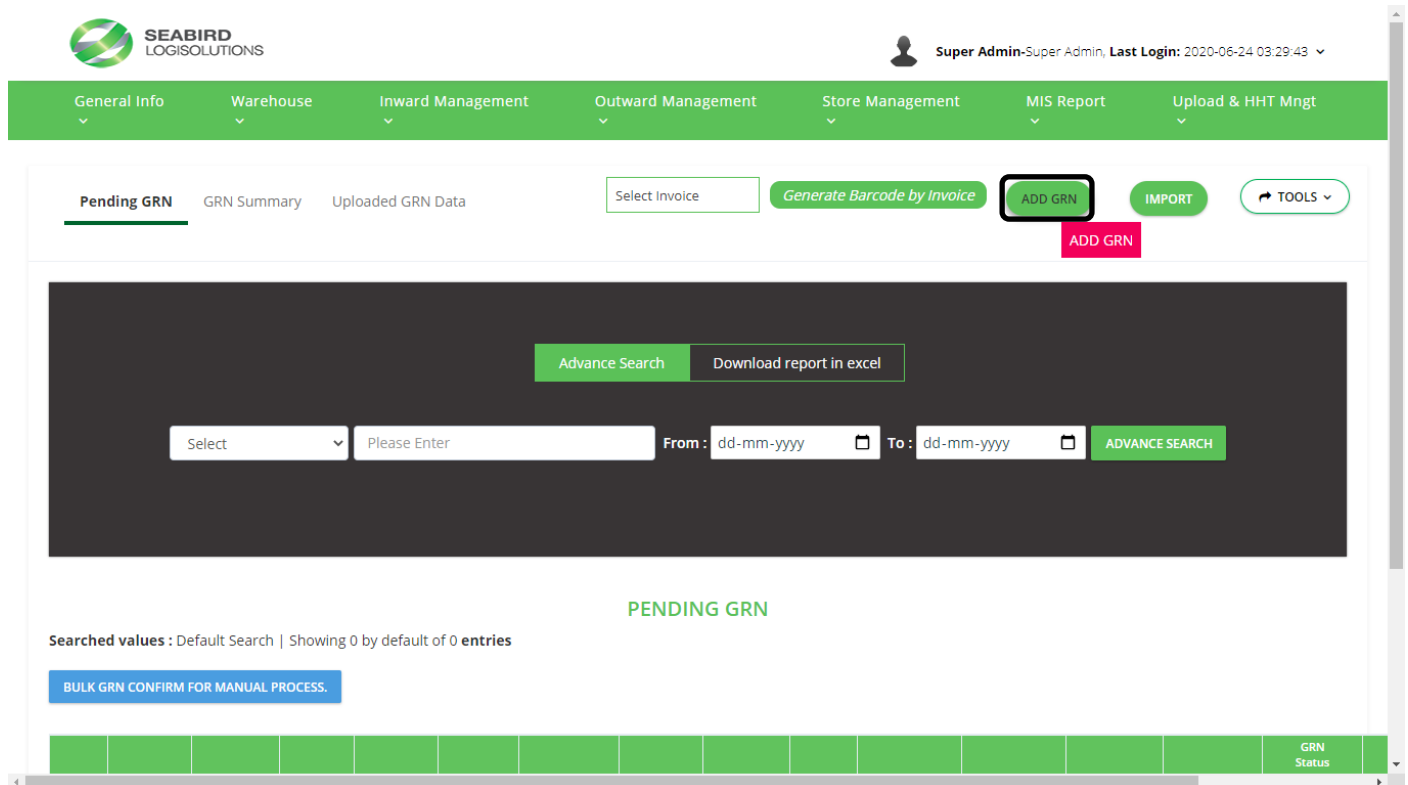
Select
Please Enter
From : dd-mm-yyyy
To : dd-mm-yyyy
ADVANCE SEARCH

UNLOADING SUMMARY

Searched values : Default Search | Showing 17 by default of 17 entries

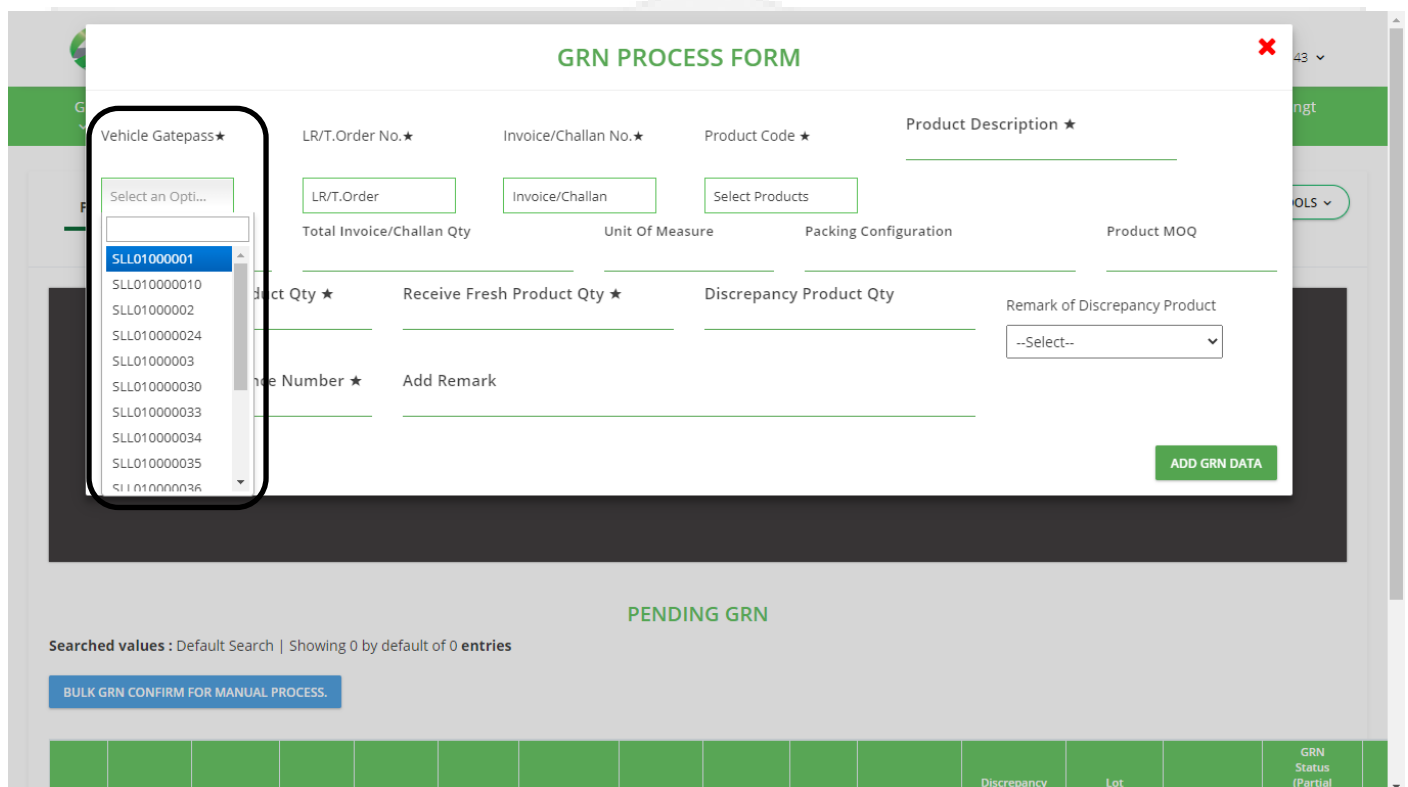
Vehicle No.	Vehicle Gatepass	Total LRs /Orders	Unloaded LRs /Orders	Short/Exc LRs /Orders	Total Invoices /Challan	Unloaded Invoices /Challan	Short/Exc Invoices /Challan	Total Boxes	Total Unloaded Boxes	Short/Exc Unloaded Boxes	Total Bins	Total Unloaded Bins	Short/Exc Unloaded Bins	Unloaded Date&Time	Closed Unloading Remark	Vehicle Gate Out Remark	Status	Action
-------------	------------------	-------------------	----------------------	-----------------------	-------------------------	----------------------------	-----------------------------	-------------	----------------------	--------------------------	------------	---------------------	-------------------------	--------------------	-------------------------	-------------------------	--------	--------

Step II: Click on “Add GRN” to create single GRN.



The screenshot shows the SEABIRD LOGISOLUTIONS dashboard. At the top, there's a navigation bar with options: General Info, Warehouse, Inward Management, Outward Management, Store Management, MIS Report, and Upload & HHT Mngt. Below this, there's a sub-navigation bar with 'Pending GRN' (selected), 'GRN Summary', and 'Uploaded GRN Data'. On the right, there's a user profile for 'Super Admin-Super Admin' with a last login of '2020-06-24 03:29:43'. The main content area has a search bar with 'Please Enter' and date pickers for 'From' and 'To'. There are buttons for 'Advance Search', 'Download report in excel', 'Generate Barcode by Invoice', 'ADD GRN' (highlighted with a red box), 'IMPORT', and 'TOOLS'. Below the search bar, there's a section titled 'PENDING GRN' with a message 'Searched values : Default Search | Showing 0 by default of 0 entries' and a button 'BULK GRN CONFIRM FOR MANUAL PROCESS.'.

Step III: Select vehicle gatepass by clicking on vehicle gatepass entry field.



The screenshot shows the 'GRN PROCESS FORM' with a dropdown menu for 'Vehicle Gatepass' open. The dropdown menu lists several options, including 'SLL01000001' (highlighted). The form fields include: LR/T.Order No. (with a sub-field 'LR/T.Order'), Invoice/Challan No. (with a sub-field 'Invoice/Challan'), Product Code (with a sub-field 'Select Products'), Product Description, Total Invoice/Challan Qty, Unit Of Measure, Packing Configuration, Product MOQ, Product Qty, Receive Fresh Product Qty, Discrepancy Product Qty, Remark of Discrepancy Product (with a sub-field '--Select--'), and a field for 'Add Remark'. There is an 'ADD GRN DATA' button at the bottom right. Below the form, there's a section titled 'PENDING GRN' with a message 'Searched values : Default Search | Showing 0 by default of 0 entries' and a button 'BULK GRN CONFIRM FOR MANUAL PROCESS.'.

[illegible]

✕

GRN PROCESS FORM

Vehicle Gatepass★

LR/T.Order No.★

Invoice/Challan No.★

Product Code ★

Product Description ★

SLL010000046

324235

Select Invoice/Ch...

12479699

Select Products

Total LR/T.Order Qty
1000

Total Invoice/Challan Qty

Measure

Packing Configuration

Product MOQ

Invoice/Challan Product Qty ★

Receive Freight

Discrepancy Product Qty

Remark of Discrepancy Product

--Select--

Lot Number/Reference Number ★

Add Remark

ADD GRN DATA

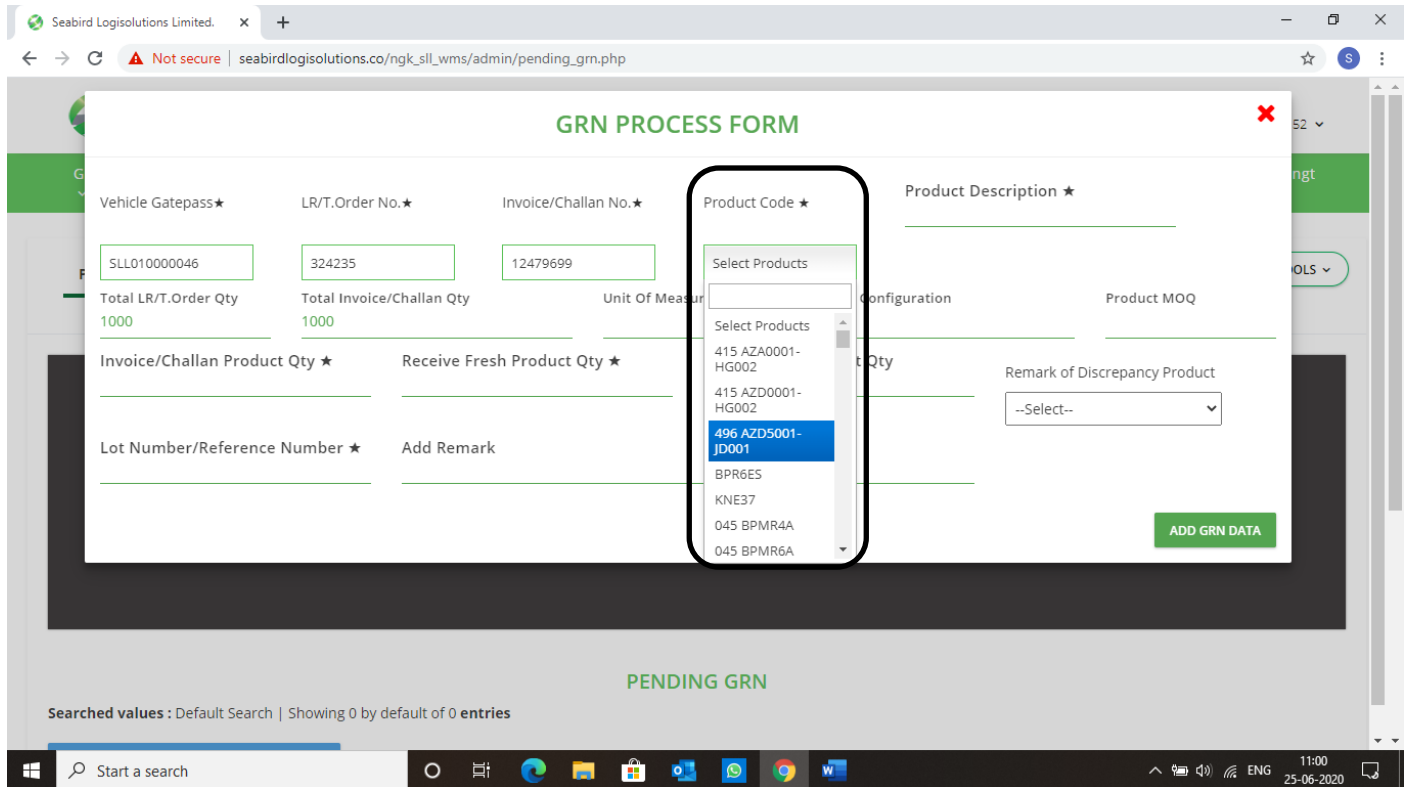
PENDING GRN

Searched values : Default Search | Showing 0 by default of 0 entries

BULK GRN CONFIRM FOR MANUAL PROCESS.

Vehicle Gatepass	LR/T.Order No.	Invoice/Challan No.	Product Code	Product Description	Measure	Packing Configuration	Product MOQ	Discrepancy	Lot	GRN Status (Partial)
------------------	----------------	---------------------	--------------	---------------------	---------	-----------------------	-------------	-------------	-----	----------------------

Step VI: Select the product code.



The screenshot shows the 'GRN PROCESS FORM' with a dropdown menu open for 'Product Code'. The dropdown lists several product codes, with '496 AZD5001-JD001' selected. The form includes fields for Vehicle Gatepass, LR/T.Order No., Invoice/Challan No., Product Description, Total LR/T.Order Qty, Total Invoice/Challan Qty, Unit Of Measure, Configuration, Product MOQ, Invoice/Challan Product Qty, Receive Fresh Product Qty, Lot Number/Reference Number, and Add Remark. A green 'ADD GRN DATA' button is visible at the bottom right of the form.

GRN PROCESS FORM

Vehicle Gatepass★ LR/T.Order No.★ Invoice/Challan No.★ Product Code★ Product Description★

SLL010000046 324235 12479699

Total LR/T.Order Qty 1000 Total Invoice/Challan Qty 1000 Unit Of Measure PCS Configuration 120 PCS/BOX Product MOQ 120

Invoice/Challan Product Qty★ Receive Fresh Product Qty★

Lot Number/Reference Number★ Add Remark

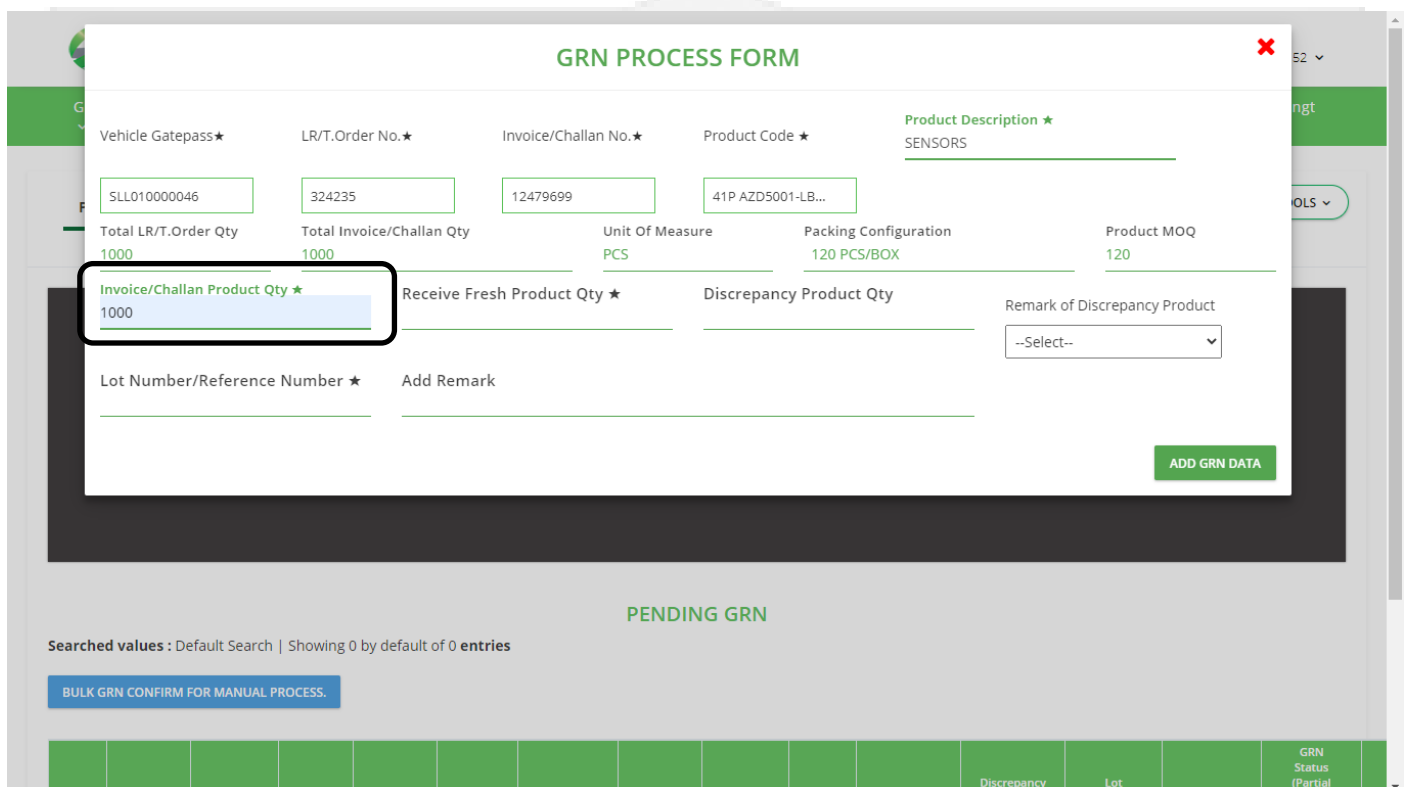
Remark of Discrepancy Product --Select--

ADD GRN DATA

PENDING GRN

Searched values : Default Search | Showing 0 by default of 0 entries

Step VII: Enter the invoice quantity.



The screenshot shows the 'GRN PROCESS FORM' with the 'Invoice/Challan Product Qty' field highlighted. The field contains the value '1000'. The dropdown menu for 'Product Code' is still open, showing '41P AZD5001-LB...'. The form includes fields for Vehicle Gatepass, LR/T.Order No., Invoice/Challan No., Product Code, Product Description, Total LR/T.Order Qty, Total Invoice/Challan Qty, Unit Of Measure, Packing Configuration, Product MOQ, Invoice/Challan Product Qty, Receive Fresh Product Qty, Discrepancy Product Qty, Lot Number/Reference Number, and Add Remark. A green 'ADD GRN DATA' button is visible at the bottom right of the form.

GRN PROCESS FORM

Vehicle Gatepass★ LR/T.Order No.★ Invoice/Challan No.★ Product Code★ Product Description★

SLL010000046 324235 12479699 41P AZD5001-LB...

Total LR/T.Order Qty 1000 Total Invoice/Challan Qty 1000 Unit Of Measure PCS Packing Configuration 120 PCS/BOX Product MOQ 120

Invoice/Challan Product Qty★ Receive Fresh Product Qty★ Discrepancy Product Qty

Lot Number/Reference Number★ Add Remark

Remark of Discrepancy Product --Select--

ADD GRN DATA

PENDING GRN

Searched values : Default Search | Showing 0 by default of 0 entries

BULK GRN CONFIRM FOR MANUAL PROCESS.

GRN PROCESS FORM

Vehicle Gatepass★

5LL010000046

LR/T.Order No.★

324235

Invoice/Challan No.★

12479699

Product Code ★

496 AZD5001-jD...

Product Description ★

SENSORS

Total LR/T.Order Qty

1000

Total Invoice/Challan Qty

1000

Unit Of Measure

PCS

Packing Configuration

120 PCS/BOX

Product MOQ

120

Invoice/Challan Product Qty ★

1000

Receive Fresh Product Qty ★

1000

Discrepancy Product Qty

Remark of Discrepancy Product

--Select--

Lot Number/Reference Number ★

Add Remark

ADD GRN DATA

PENDING GRN

Searched values : Default Search | Showing 0 by default of 0 entries

BULK GRN CONFIRM FOR MANUAL PROCESS.

GRN No	GRN Date	GRN Status	GRN Type	GRN Category	GRN Sub Category	GRN Description	GRN Unit	GRN Qty	GRN Price	GRN Amount	GRN Tax	GRN Discount	GRN Net	GRN Gross	GRN Total	GRN Status (Partial)
--------	----------	------------	----------	--------------	------------------	-----------------	----------	---------	-----------	------------	---------	--------------	---------	-----------	-----------	----------------------

GRN PROCESS FORM

Vehicle Gatepass★
SLL010000046

LR/T.Order No.★
324235

Invoice/Challan No.★
12479699

Product Code ★
41P AZD5001-LB...

Product Description ★
SENSORS

Total LR/T.Order Qty
1000

Total Invoice/Challan Qty
1000

Unit Of Measure
PCS

Packing Configuration
120 PCS/BOX

Product MOQ
120

Invoice/Challan Product Qty ★
1000

Receive Fresh Product Qty ★
1000

Discrepancy Product Qty
0

Remark of Discrepancy Product
--Select--

Lot Number/Reference Number ★

Add Remark

ADD GRN DATA

PENDING GRN

Searched values : Default Search | Showing 0 by default of 0 entries

BULK GRN CONFIRM FOR MANUAL PROCESS.

GRN PROCESS FORM

Vehicle Gatepass★

5LL010000046

LR/T.Order No.★

324235

Invoice/Challan No.★

32479699

Product Code ★

41P AZD5001-LB...

Product Description ★

SENSORS

Total LR/T.Order Qty

1000

Total Invoice/Challan Qty

1000

Unit Of Measure

PCS

Packing Configuration

120 PCS/BOX

Product MOQ

120

Invoice/Challan Product Qty ★

1000

Receive Fresh Product Qty ★

1000

Discrepancy Product Qty

0

Remark of Discrepancy Product

--Select--

--Select--

Product damage

Different than described

Damaged

Wrong item was sent

Wrong item

Poor

Lot Number/Reference Number ★

Add Remark

PENDING GRN

Searched values : Default Search | Showing 0 by default of 0 entries

BULK GRN CONFIRM FOR MANUAL PROCESS.

Discrepancy	Lot	GRN Status (Partial)
-------------	-----	----------------------

GRN PROCESS FORM

Vehicle Gatepass★

LR/T.Order No.★

Invoice/Challan No.★

Product Code ★

Product Description ★

SLL010000046

324235

12479699

41P AZD5001-LB...

SENSORS

Total LR/T.Order Qty

Total Invoice/Challan Qty

Unit Of Measure

Packing Configuration

Product MOQ

1000

1000

PCS

120 PCS/BOX

120

Invoice/Challan Product Qty ★

Receive Fresh Product Qty ★

Discrepancy Product Qty

Remark of Discrepancy Product

1000

1000

0

--Select--

Lot Number/Reference Number ★

Add Remark

124355

ADD GRN DATA

PENDING GRN

Searched values : Default Search | Showing 0 by default of 0 entries

BULK GRN CONFIRM FOR MANUAL PROCESS.

GRN Status (Partial)

GRN PROCESS FORM

Vehicle Gatepass★

LR/T.Order No.★

Invoice/Challan No.★

Product Code ★

Product Description ★

SLL010000046

324235

12479699

41P AZD5001-LB...

SENSORS

Total LR/T.Order Qty
1000

Total Invoice/Challan Qty
1000

Unit Of Measure
PCS

Packing Configuration
120 PCS/BOX

Product MOQ
120

Invoice/Challan Product Qty ★
1000

Receive Fresh Product Qty ★
1000

Discrepancy Product Qty
0

Remark of Discrepancy Product
--Select--

Lot Number/Reference Number ★
124355

Add Remark

NA

ADD GRN DATA

PENDING GRN

Searched values : Default Search | Showing 0 by default of 0 entries

BULK GRN CONFIRM FOR MANUAL PROCESS.

GRN Status (Partial)

GRN PROCESS FORM

Vehicle Gatepass★

LR/T.Order No.★

Invoice/Challan No.★

Product Code ★

Product Description ★
SENSORS

SLL010000046

324235

12479699

41P AZD5001-LB...

Total LR/T.Order Qty
1000

Total Invoice/Challan Qty
1000

Unit Of Measure
PCS

Packing Configuration
120 PCS/BOX

Product MOQ
120

Invoice/Challan Product Qty ★
1000

Receive Fresh Product Qty ★
1000

Discrepancy Product Qty
0

Remark of Discrepancy Product
--Select--

Lot Number/Reference Number ★
124355

Add Remark
NA

ADD GRN DATA

PENDING GRN

Searched values : Default Search | Showing 0 by default of 0 entries

BULK GRN CONFIRM FOR MANUAL PROCESS.

GRN No	GRN Date	GRN Status	GRN Type	GRN Category	GRN Sub Category	GRN Item	GRN Description	GRN Quantity	GRN Unit	GRN Lot	GRN Discrepancy	GRN Status (Partial)
--------	----------	------------	----------	--------------	------------------	----------	-----------------	--------------	----------	---------	-----------------	----------------------

seabirdlogisolutions.co says
Done

OK

Vehicle Gatepass★	LR/T.Order No.★	Product Description★		
<input type="text" value="SLL010000046"/>	<input type="text" value="324235"/>	<input type="text" value="12479699"/>	<input type="text" value="41P AZD5001-LB..."/>	
Total LR/T.Order Qty 1000	Total Invoice/Challan Qty 1000	Unit Of Measure PCS	Packing Configuration 120 PCS/BOX	Product MOQ 120
Invoice/Challan Product Qty★ 1000	Receive Fresh Product Qty★ 1000	Discrepancy Product Qty		Remark of Discrepancy Product <div>--Select--</div>
Lot Number/Reference Number★ 124355	Add Remark NA			
<div>ADD GRN DATA</div>				

GRN PROCESS FORM

✕

Vehicle Gatepass★

LR/T.Order No.★

Invoice/Challan No.★

Product Code ★

Product Description ★
SENSORS

Total LR/T.Order Qty
0

Total Invoice/Challan Qty
0

Unit Of Measure
PCS

Packing Configuration
120 PCS/BOX

Product MOQ
120

Invoice/Challan Product Qty ★

Receive Fresh Product Qty ★

Discrepancy Product Qty

Remark of Discrepancy Product
--Select--

Lot Number/Reference Number ★

Add Remark

ADD GRN DATA

GRN Summary

Vehicle Gatepass	LR /Order No.	Invoice /Challan No.	GRN No.	Lot No.	Product Code	Invoice Qty	Received Fresh Qty	Discrepancy Quality	Discrepancy Quality Remark	Short Qty	Action
SLL010000046	324235	12479699	GRN0100000030	124355	41P AZD5001-LB001	1000	1000			0	

SUBMIT

Step XVII: Mark the GRN and click on “Bulk GRN Confirm For Manual Process”.

[Advance Search](#)
[Download report in excel](#)

Select

Please Enter

From :

dd-mm-yyyy

📅

To :

dd-mm-yyyy

📅


ADVANCE SEARCH

PENDING GRN

Searched values : Default Search | Showing 1 by default of 1 entries

BULK GRN CONFIRM FOR MANUAL PROCESS.

	GRN Number	Vehicle Gatepass	LR /Order No	Invoice /Challan No	Product Code	Product Description	Invoice /Challan Qty	Received Fresh Qty	Short Qty	Discrepancy Product Qty	Discrepancy Product Qty Remark	Lot Number /Reference Number	Generate GRN Date&Time	GRN Status (Partial / Completely Closed)
<input checked="" type="checkbox"/>	GRN010000030	SLLO10000046	324235	12479699	41P AZD5001-LB001	SENSORS	1000	1000	0	0		124355	2020-06-25 11:04:51	Completely Closed

2019 © Seabird Logisolutions Limited.


Step XVIII: Click on “Allow GRN” for confirmation.

[Advance Search](#)
[Download report in excel](#)

Please Enter

From :

dd-mm-yyyy

📅

To :

dd-mm-yyyy




📅


ADVANCE SEARCH

PENDING GRN

Search | Showing 1 by default of 1 entries

BULK GRN CONFIRM FOR MANUAL PROCESS.

Vehicle Gatepass	LR /Order No	Invoice /Challan No	Product Code	Product Description	Invoice /Challan Qty	Received Fresh Qty	Short Qty	Discrepancy Product Qty	Discrepancy Product Qty Remark	Lot Number /Reference Number	Generate GRN Date&Time	GRN Status (Partial / Completely Closed)	Allow GRN	Action
0000046	324235	12479699	41P AZD5001-LB001	SENSORS	1000	1000	0	0		124355	2020-06-25 11:04:51	Completely Closed	<input checked="" type="checkbox"/>	  

Seabird Logisolutions Limited.


Step XIX: Click on the “barcode” icon to generate the QR code & barcode.

Advance Search

Download report in excel

▼

Please Enter

From : dd-mm-yyyy


To : dd-mm-yyyy

ADVANCE SEARCH


PENDING GRN

Search | Showing 1 by default of 1 entries

GRN PROCESS.

Vehicle No	LR /Order No	Invoice /Challan No	Product Code	Product Description	Invoice /Challan Qty	Received Fresh Qty	Short Qty	Discrepancy Product Qty	Discrepancy Product Qty Remark	Lot Number /Reference Number	Generate GRN Date&Time	GRN Status (Partial / Completely Closed)	Allow GRN	Action
0000046	324235	12479699	41P AZD5001-LB001	SENSORS	1000	1000	0	0		124355	2020-06-25 11:04:51	Completely Closed	<input checked="" type="checkbox"/>	 Generate QR Code & Bar Code

mitted.


SEABIRD
LOGISOLUTIONS

Step XX: Click on the “Upload” button to request for uploading the barcode.

Advance Search

Download report in excel

▼

Please Enter

From : dd-mm-yyyy


To : dd-mm-yyyy

ADVANCE SEARCH


PENDING GRN

Search | Showing 1 by default of 1 entries

GRN PROCESS.

Vehicle No	LR /Order No	Invoice /Challan No	Product Code	Product Description	Invoice /Challan Qty	Received Fresh Qty	Short Qty	Discrepancy Product Qty	Discrepancy Product Qty Remark	Lot Number /Reference Number	Generate GRN Date&Time	GRN Status (Partial / Completely Closed)	Allow GRN	Action
0000046	324235	12479699	41P AZD5001-LB001	SENSORS	1000	1000	0	0		124355	2020-06-25 11:04:51	Completely Closed	<input checked="" type="checkbox"/>	 Request for uploading QR Code & Bar Code

mitted.


SEABIRD
LOGISOLUTIONS

Step XXI: Click on “List” icon to confirm manually.

Advance Search

Download report in excel

▼

Please Enter

From : dd-mm-yyyy


To : dd-mm-yyyy

ADVANCE SEARCH

PENDING GRN

Search | Showing 1 by default of 1 entries

NUAL PROCESS.


Vehicle Pass	LR /Order No	Invoice /Challan No	Product Code	Product Description	Invoice /Challan Qty	Received Fresh Qty	Short Qty	Discrepancy Product Qty	Discrepancy Product Qty Remark	Lot Number /Reference Number	Generate GRN Date&Time	GRN Status (Partial / Completely Closed)	Allow GRN	Action
0000046	324235	12479699	41P AZD5001- LB001	SENSORS	1000	1000	0	0		124355	2020-06-25 11:04:51	Completely Closed		 <div>Manual Confirmed Because Do not have QR Code & Bar Code</div>

imited.

SEABIRD LOGISOLUTIONS

Step XXII: Click on “GRN Summary” to view the details of the GRN generated.

SEABIRD LOGISOLUTIONS


Super Admin-Super Admin, Last Login: 2020-06-24 21:55:52

General Info

Warehouse

Inward Management

Outward Management

Store Management

MIS Report

Upload & HHT Mngt

Pending GRN

GRN Summary

Uploaded GRN Data

TOOLS

Advance Search

Download excel

Download PDF

Select

▼

Please Enter

From : dd-mm-yyyy

To : dd-mm-yyyy

ADVANCE SEARCH

GRN SUMMARY DATA

Searched values : Default Search | Showing 20 by default of 108 entries [Click to hide some columns](#) [Refresh Page](#)

GRN Number	Vehicle Gatepass	LR /Order No	Invoice /Challan No	Product Code	Product Description	Invoice /Challan Qty	Received Fresh Qty	Short Qty	Discrepancy Product Qty	Discrepancy Product Qty Remark	Received Fresh Qty Condition	GRN Remark	Batch Code	Lot Number /Reference Number	GRN Status	LR /Order Date	Unit Of Measure
---------------	---------------------	--------------------	---------------------------	-----------------	------------------------	----------------------------	--------------------------	--------------	-------------------------------	---	---------------------------------------	---------------	---------------	---------------------------------------	---------------	----------------------	-----------------------

Step XXIII: Click on “Upload” button to upload QR code & barcode.

Advance Search

Download excel

Download PDF

From : dd-mm-yyyy

To : dd-mm-yyyy

ADVANCE SEARCH

GRN SUMMARY DATA

hide some columns Refresh Page

Received Fresh Qty	Short Qty	Discrepancy Product Qty	Discrepancy Qty Remark	Received Fresh Qty Condition	GRN Remark	Batch Code	Lot Number /Reference Number	GRN Status	LR /Order Date	Unit Of Measure	Packing Configuration	Process Type	Barcode /QR Code /Hardcode	Added through System / Manual Uploaded GRN	GRN Status (Partial / Completely Closed)	Action
0	1000	0	No any discrepancy	FRESH	NA	Batch231	124355	Incomplete	2020-06-23	PCS	120 PCS/BOX	Scanning/Manual	Pending Barcode Uploading	Added through System	Completed	Upload QR Code & Bar Code
1000	0	0	No any discrepancy	FRESH	NA	Batch230	129741204	Completed	2020-06-19	PCS	120 PCS/BOX	Only Manual	Manual Confirmed	Manual Confirmed	Completely Closed	Generated Putaway Id
600	50	50	Damaged	FRESH	NA	Batch229	LOTTEST01	Completed	2020-06-16	PCS	PCS/BOX	Only Manual	Manual Confirmed	Manual Confirmed	Completed	Generated Putaway Id
800	0	0	No any discrepancy	FRESH	NA	Batch228	LOTTEST01	Completed	2020-06-16	PCS	90 PCS/BOX	Only Manual	Manual Confirmed	Manual Confirmed	Completely Closed	Generated Putaway Id
5400	0	0	No any discrepancy	FRESH	NA	Batch227	d021	Completed	2020-06-16	PCS	100 PCS/BOX	Only Manual	Manual Confirmed	Manual Confirmed	Completely Closed	Generated Putaway Id

seabirdlogisolutions.co/ngk_sl_wms/admin/uploading_barcode_qr_code.php

Step XXIV: Click on “OK” button to close the QR code & barcode uploading.

GRN SUMMARY DATA

hide some columns Refresh Page

Received Fresh Qty	Short Qty	Discrepancy Product Qty	Discrepancy Qty Remark	Received Fresh Qty Condition	GRN Remark	Batch Code	Lot Number /Reference Number	GRN Status	LR /Order Date	Unit Of Measure	Packing Configuration	Process Type	Barcode /QR Code /Hardcode	Added through System / Manual Uploaded GRN	GRN Status (Partial / Completely Closed)	Action
0	1000	0	No any discrepancy	FRESH	NA	Batch231	124355	Incomplete	2020-06-23	PCS	120 PCS/BOX	Scanning/Manual	Pending Barcode Uploading	Added through System	Completed	Closed QR Code & Bar Code Uploading
1000	0	0	No any discrepancy	FRESH	NA	Batch230	129741204	Completed	2020-06-19	PCS	120 PCS/BOX	Only Manual	Manual Confirmed	Manual Confirmed	Completely Closed	Generated Putaway Id
600	50	50	Damaged	FRESH	NA	Batch229	LOTTEST01	Completed	2020-06-16	PCS	PCS/BOX	Only Manual	Manual Confirmed	Manual Confirmed	Completed	Generated Putaway Id
800	0	0	No any discrepancy	FRESH	NA	Batch228	LOTTEST01	Completed	2020-06-16	PCS	90 PCS/BOX	Only Manual	Manual Confirmed	Manual Confirmed	Completely Closed	Generated Putaway Id
5400	0	0	No any discrepancy	FRESH	NA	Batch227	d021	Completed	2020-06-16	PCS	100 PCS/BOX	Only Manual	Manual Confirmed	Manual Confirmed	Completely Closed	Generated Putaway Id
5000	0	0	No any discrepancy	FRESH	NA	Batch226	D06B	Completed	2020-06-12	PCS	100 PCS/BIN	Only Manual	Manual Confirmed	Manual Confirmed	Completely Closed	Generated Putaway Id
15000	0	0	No any discrepancy	FRESH	NA	Batch225	D06A	Completed	2020-06-12	PCS	120 PCS/BOX	Only Manual	Manual Confirmed	Manual Confirmed	Completely Closed	Generated Putaway Id
5000	0	0	No any discrepancy	FRESH	NA	Batch224	D02T	Completed	2020-06-13	PCS	100 PCS/BOX	Only Manual	Manual Confirmed	Manual Confirmed	Completely Closed	Generated Putaway Id

Step XXV: Click on “Cancel” button to close the GRN.

GRN SUMMARY DATA

[hide some columns](#) [Refresh Page](#)

Received Fresh Qty	Short Qty	Discrepancy Product Qty	Discrepancy Qty Remark	Received Fresh Qty Condition	GRN Remark	Batch Code	Lot Number /Reference Number	GRN Status	LR /Order Date	Unit Of Measure	Packing Configuration	Process Type	Barcode /QR Code /Hardcode	Added through System / Manual Uploaded GRN	GRN Status (Partial / Completely Closed)	Action
0	1000	0	No any discrepancy	FRESH	NA	Batch231	124355	Incomplete	2020-06-23	PCS	120 PCS/BOX	Scanning/Manual	Pending Barcode Uploading	Added through System		
1000	0	0	No any discrepancy	FRESH	NA	Batch230	129741204	Completed	2020-06-19	PCS	120 PCS/BOX	Only Manual	Manual Confirmed	Manual Confirmed	Completely Closed	Generated Putaway Id
600	50	50	Damaged	FRESH	NA	Batch229	LOTTEST01	Completed	2020-06-16	PCS	PCS/BOX	Only Manual	Manual Confirmed	Manual Confirmed		Generated Putaway Id
800	0	0	No any discrepancy	FRESH	NA	Batch228	LOTTEST01	Completed	2020-06-16	PCS	90 PCS/BOX	Only Manual	Manual Confirmed	Manual Confirmed	Completely Closed	Generated Putaway Id
5400	0	0	No any discrepancy	FRESH	NA	Batch227	d021	Completed	2020-06-16	PCS	100 PCS/BOX	Only Manual	Manual Confirmed	Manual Confirmed	Completely Closed	Generated Putaway Id
5000	0	0	No any discrepancy	FRESH	NA	Batch226	D06B	Completed	2020-06-12	PCS	100 PCS/BIN	Only Manual	Manual Confirmed	Manual Confirmed	Completely Closed	Generated Putaway Id
15000	0	0	No any discrepancy	FRESH	NA	Batch225	D06A	Completed	2020-06-12	PCS	120 PCS/BOX	Only Manual	Manual Confirmed	Manual Confirmed	Completely Closed	Generated Putaway Id
5000	0	0	No any discrepancy	FRESH	NA	Batch224	D02T	Completed	2020-06-13	PCS	100 PCS/BOX	Only Manual	Manual Confirmed	Manual Confirmed	Completely Closed	Generated Putaway Id

seabirdlogisolutions.co/ngk_sll_wms/admin/grn_module.php?cncl_id=231

Step XXVI: Click on “OK” to confirm and “Cancel” to close.

seabirdlogisolutions.co says
 After Uploading Confirmation it can not be Reverted

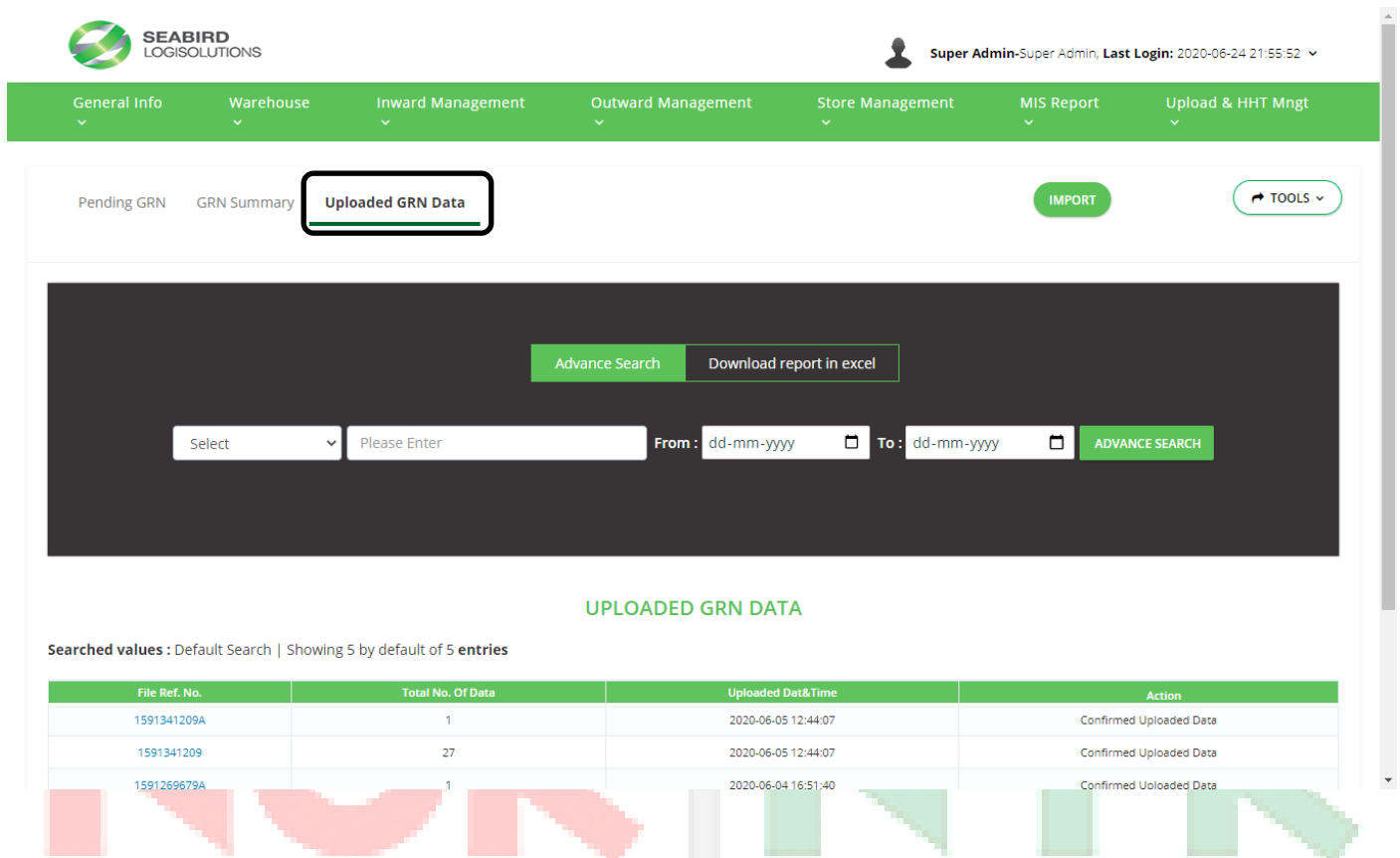
OK
Cancel

GRN SUMMARY DATA

[hide some columns](#) [Refresh Page](#)

Received Fresh Qty	Short Qty	Discrepancy Product Qty	Discrepancy Qty Remark	Received Fresh Qty Condition	GRN Remark	Batch Code	Lot Number /Reference Number	GRN Status	LR /Order Date	Unit Of Measure	Packing Configuration	Process Type	Barcode /QR Code /Hardcode	Added through System / Manual Uploaded GRN	GRN Status (Partial / Completely Closed)	Action
0	1000	0	No any discrepancy	FRESH	NA	Batch231	124355	Incomplete	2020-06-23	PCS	120 PCS/BOX	Scanning/Manual	Pending Barcode Uploading	Added through System		
1000	0	0	No any discrepancy	FRESH	NA	Batch230	129741204	Completed	2020-06-19	PCS	120 PCS/BOX	Only Manual	Manual Confirmed	Manual Confirmed	Completely Closed	Generated Putaway Id
600	50	50	Damaged	FRESH	NA	Batch229	LOTTEST01	Completed	2020-06-16	PCS	PCS/BOX	Only Manual	Manual Confirmed	Manual Confirmed		Generated Putaway Id
800	0	0	No any discrepancy	FRESH	NA	Batch228	LOTTEST01	Completed	2020-06-16	PCS	90 PCS/BOX	Only Manual	Manual Confirmed	Manual Confirmed	Completely Closed	Generated Putaway Id
5400	0	0	No any discrepancy	FRESH	NA	Batch227	d021	Completed	2020-06-16	PCS	100 PCS/BOX	Only Manual	Manual Confirmed	Manual Confirmed	Completely Closed	Generated Putaway Id
5000	0	0	No any discrepancy	FRESH	NA	Batch226	D06B	Completed	2020-06-12	PCS	100 PCS/BIN	Only Manual	Manual Confirmed	Manual Confirmed	Completely Closed	Generated Putaway Id
15000	0	0	No any discrepancy	FRESH	NA	Batch225	D06A	Completed	2020-06-12	PCS	120 PCS/BOX	Only Manual	Manual Confirmed	Manual Confirmed	Completely Closed	Generated Putaway Id
5000	0	0	No any discrepancy	FRESH	NA	Batch224	D02T	Completed	2020-06-13	PCS	100 PCS/BOX	Only Manual	Manual Confirmed	Manual Confirmed	Completely Closed	Generated Putaway Id

Step XXVII: Click on “Uploaded GRN Data” to create the GRN in bulk by import.



SEABIRD LOGISOLUTIONS Super Admin-Super Admin, Last Login: 2020-06-24 21:55:52

General Info Warehouse Inward Management Outward Management Store Management MIS Report Upload & HHT Mngt

Pending GRN GRN Summary **Uploaded GRN Data** **IMPORT** **TOOLS**

Advance Search Download report in excel

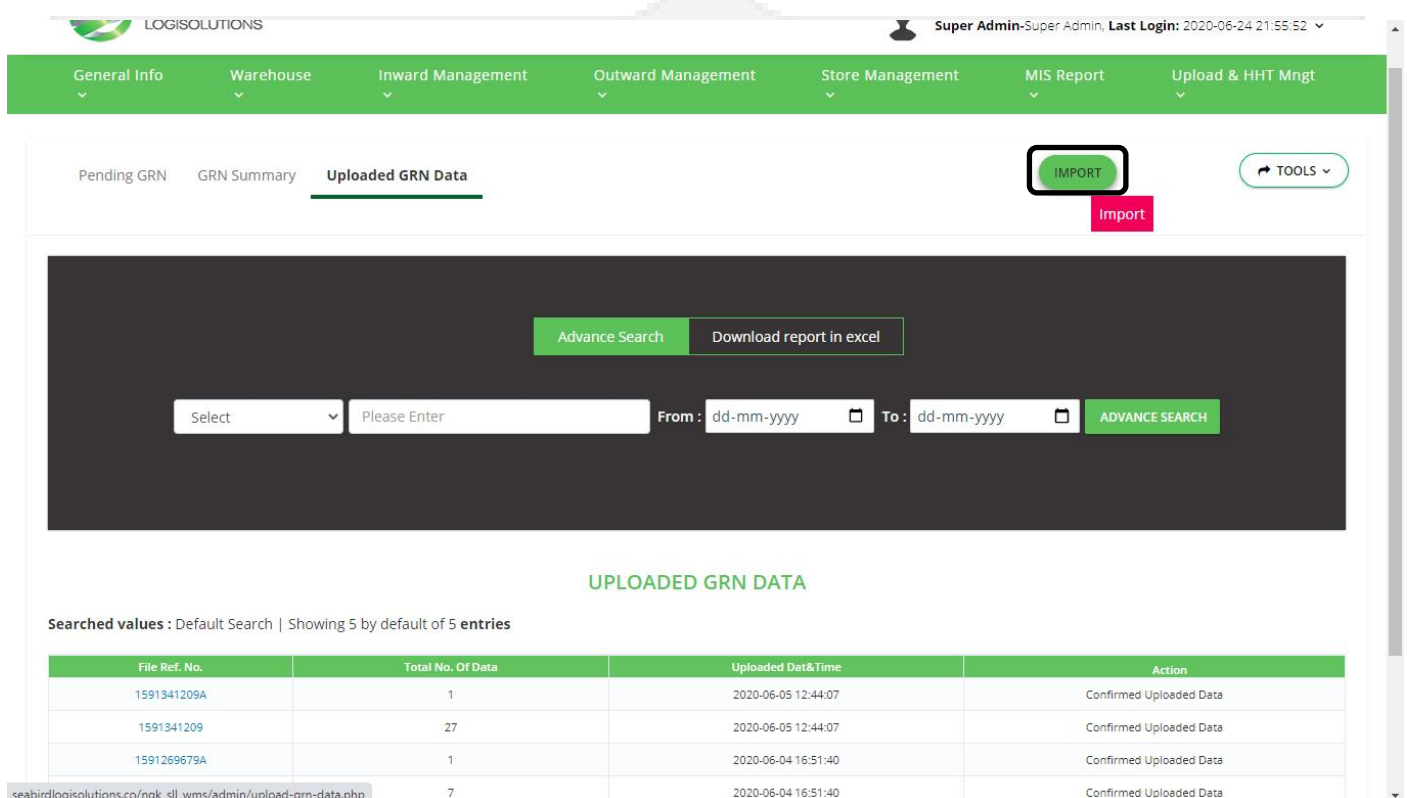
Select Please Enter From : dd-mm-yyyy To : dd-mm-yyyy **ADVANCE SEARCH**

UPLOADED GRN DATA

Searched values : Default Search | Showing 5 by default of 5 entries

File Ref. No.	Total No. Of Data	Uploaded Dat&Time	Action
1591341209A	1	2020-06-05 12:44:07	Confirmed Uploaded Data
1591341209	27	2020-06-05 12:44:07	Confirmed Uploaded Data
1591269679A	1	2020-06-04 16:51:40	Confirmed Uploaded Data

Step XXVIII: Click on “Import” button.



SEABIRD LOGISOLUTIONS Super Admin-Super Admin, Last Login: 2020-06-24 21:55:52

General Info Warehouse Inward Management Outward Management Store Management MIS Report Upload & HHT Mngt

Pending GRN GRN Summary **Uploaded GRN Data** **IMPORT** **TOOLS**

Advance Search Download report in excel

Select Please Enter From : dd-mm-yyyy To : dd-mm-yyyy **ADVANCE SEARCH**

UPLOADED GRN DATA

Searched values : Default Search | Showing 5 by default of 5 entries

File Ref. No.	Total No. Of Data	Uploaded Dat&Time	Action
1591341209A	1	2020-06-05 12:44:07	Confirmed Uploaded Data
1591341209	27	2020-06-05 12:44:07	Confirmed Uploaded Data
1591269679A	1	2020-06-04 16:51:40	Confirmed Uploaded Data
seabirdlogisolutions.co/ngk_sll_wms/admin/upload-grn-data.php	7	2020-06-04 16:51:40	Confirmed Uploaded Data

Step XXIX: Click on “Download Uploading GRN Template” to download the sample format for GRN.

Upload Goods Receipt Note Data

[Back](#) [Go to Uploaded data Page](#)

File Reference Number: 1593066448
(*File Reference Number for future uses)

[Download Uploading GRN Template File](#)

Select Uploading GRN Excel File
[Choose File](#) No file chosen

seabirdlogisolutions.co/ngk_sll_wms/.../Goods_Receipt_Note_Uploading_Template...

Step XXX: Click on “Choose File” to select the file from the file manager.

Upload Goods Receipt Note Data

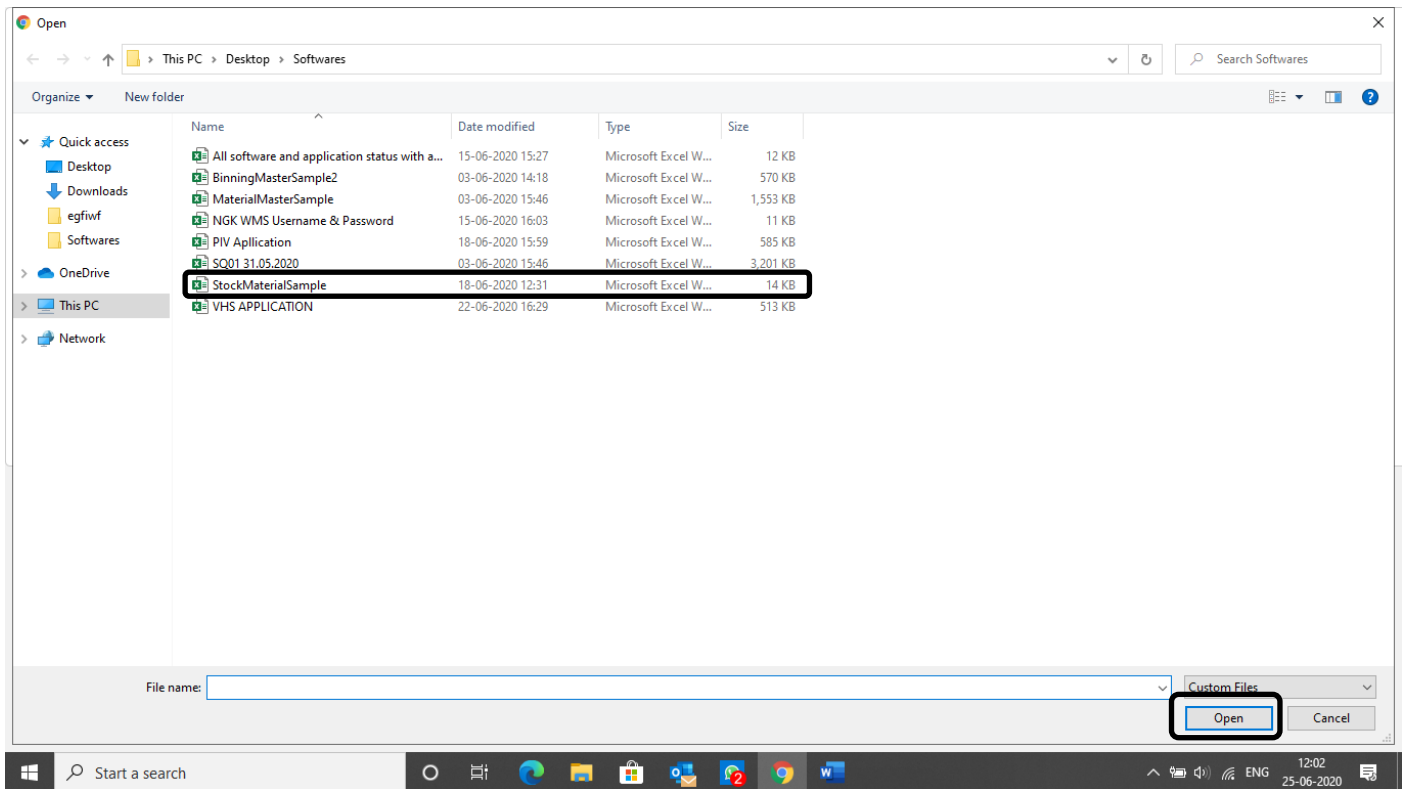
[Back](#) [Go to Uploaded data Page](#)

File Reference Number: 1593066448
(*File Reference Number for future uses)

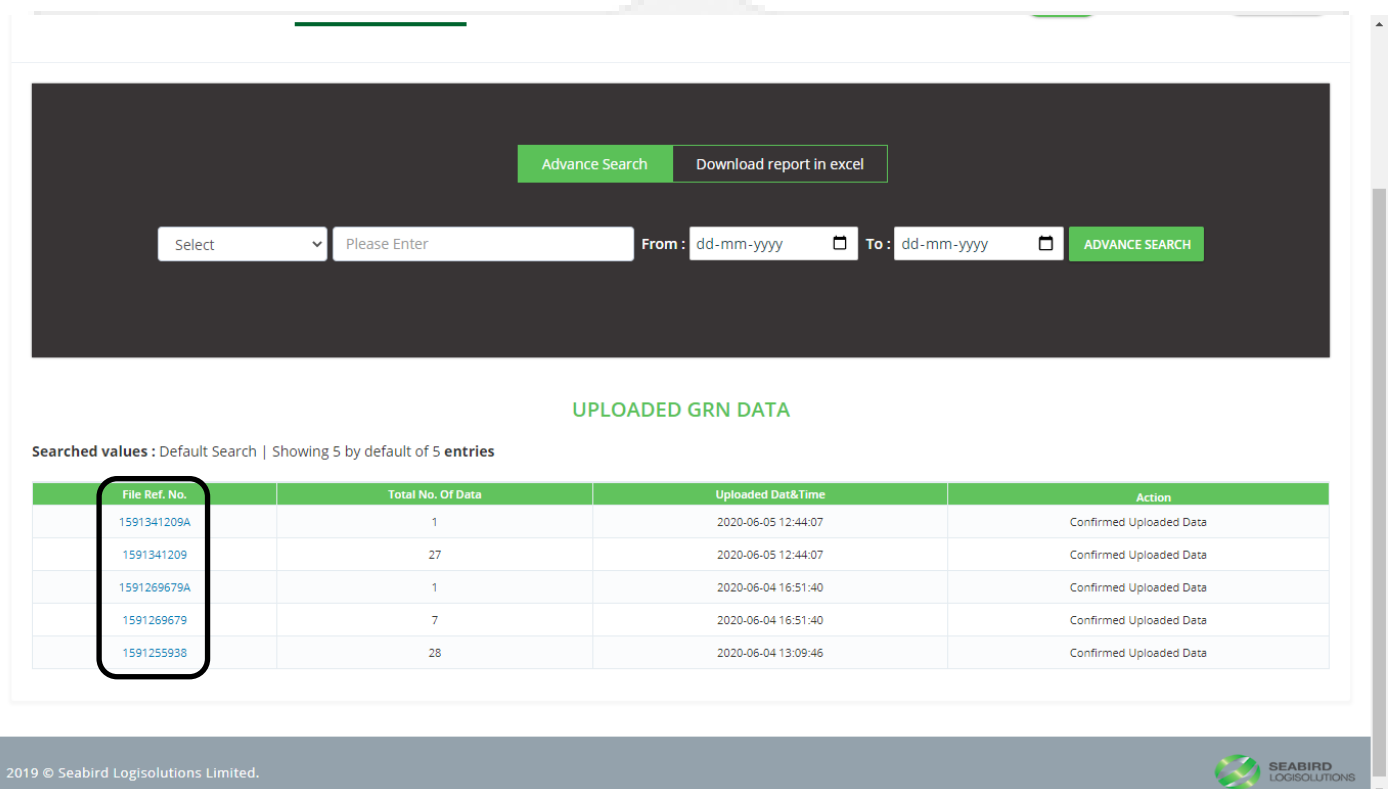
[Download Uploading GRN Template File](#)

Select Uploading GRN Excel File
[Choose File](#) No file chosen
[No file chosen](#)

Step XXXI: Select the file and press “Open”.



Step XXXII: Click on “File reference no.” to check the details of the GRN created.



The screenshot shows a web application interface for 'UPLOADED GRN DATA'. At the top, there are buttons for 'Advance Search' and 'Download report in excel'. Below these, there is a search form with a dropdown menu, a text input field, and date pickers for 'From' and 'To'. The 'ADVANCE SEARCH' button is highlighted. The main section displays a table of uploaded GRN data. The 'File Ref. No.' column is highlighted with a black rectangle.

UPLOADED GRN DATA

Searched values : Default Search | Showing 5 by default of 5 entries

File Ref. No.	Total No. Of Data	Uploaded Dat&Time	Action
1591341209A	1	2020-06-05 12:44:07	Confirmed Uploaded Data
1591341209	27	2020-06-05 12:44:07	Confirmed Uploaded Data
1591269679A	1	2020-06-04 16:51:40	Confirmed Uploaded Data
1591269679	7	2020-06-04 16:51:40	Confirmed Uploaded Data
1591255938	28	2020-06-04 13:09:46	Confirmed Uploaded Data

2019 © Seabird Logisolutions Limited.

Step XXXIII: Check the details of the GRN Created.

Advance Search
Download report in excel

Select

Please Enter

From :

dd-mm-yyyy

To :


dd-mm-yyyy

ADVANCE SEARCH

UPLOADED GRN FILE DATA

Searched values : Default Search | Showing 20 by default of 64 entries

GRN Number	Vehicle Gatepass	LR /Order No	Invoice /Challan No	Product Code	Product Description	Invoice /Challan Qty	Received Fresh Qty	Short Qty	Discrepancy Product Qty	Discrepancy Qty Remark	Received Fresh Qty Condition	GRN Remark	Lot Number /Reference Number	GRN Status
GRN01000004	SLL01000004	859862344	NGK-111656789	606 ZSD1003-HG005	SENSORS	543	543	0	0	No any discrepancy	FRESH	Ok	03K3M	Completed
Total						543	543	0	0					

2019 © Seabird Logisolutions Limited.


4. QUALITY CHECK AND CONTROL

Step I: Select the “Quality Check & Control” for add, view, and remove the material from discrepancy.

General Info
Warehouse
Inward Management
Outward Management
Store Management
MIS Report
Upload & HHT Mngt

DASHBOARD

77273
TOTAL INVENTORY QTY

286
TOTAL DISCREPANCY QTY

76987
TOTAL AVAILABLE QTY/CONFIRMED PUTAWAY QTY

50
TOTAL ORDER

5470
TOTAL FRESH ORDER QTY

12909
TOTAL PICKNPACK QTY

9460
TOTAL DISPATCHED QTY

TOTAL DELIVERED QTY

Vehicle In-Out Data
Unloading Data
GRN Data

Quality check & control

Putaway & Binning
QR Code/Barcode Info & Leveling

MONTHS WISE PROCESS CHART

Select a month and apply : APPLY

Jun-2020


DATE WISE PROCESS CHART


Select a date and apply : APPLY

26-06-2020

seabirdlogisolutions.co/ngk_sll_wms/admin/quality-check.php

Step II: Select the product code.


SEABIRD
LOGISOLUTIONS


Super Admin-Super Admin, Last Login: 2020-06-25 00:03:37

General Info Warehouse Inward Management Outward Management Store Management MIS Report Upload & HHT Mngt

Quality check & control Process Discrepancy Product Data Reversal & Refunding Discrepancy Product Data

Quality check & control Process

GO TO DISCREPANCY PRODUCT DATA

Manual Process

Found Discrepancy Product Code

--Select Product ...

--Select Product Code--

Quantity

Which location has it found?
--Select location--

Scan Process

Scan Barcode/QR code

(OR)

Step III: Enter the quantity of the material which has discrepancy.

Quality check & control Process Discrepancy Product Data Reversal & Refunding Discrepancy Product Data

Quality check & control Process

GO TO DISCREPANCY PRODUCT DATA

Manual Process

Found Discrepancy Product Code

--Select Product ...

Found Discrepancy Quantity

10

Which location has it found?
--Select location--

Discrepancy Remark

--Select Discrepancy Remark--

SUBMIT

Scan Process

Scan Barcode/QR code

(OR)

Step IV: Select the location where the discrepancy material found.

Quality check & control Process
Discrepancy Product Data
Reversal & Refunding Discrepancy Product Data

Quality check & control Process

GO TO DISCREPANCY PRODUCT DATA

Manual Process

Found Discrepancy Product Code

--Select Product ...

Found Discrepancy Quantity

10

Which location has it found?

--Select location--

--Select location--

SUBMIT

(OR)

Scan Process

Scan Barcode/QR code

Step V: Select the type of discrepancy from discrepancy remark.

Quality check & control Process
Discrepancy Product Data
Reversal & Refunding Discrepancy Product Data

Quality check & control Process

GO TO DISCREPANCY PRODUCT DATA

Manual Process

Found Discrepancy Product Code

--Select Product ...

Found Discrepancy Quantity

10

--Select Discrepancy Remark--

Product damage

Different than described

Damaged

Wrong item was sent

Wrong item

Poor

SUBMIT

(OR)

Scan Process

Scan Barcode/QR code

Step VI: Press “Submit” button to save.

Quality check & control Process
Discrepancy Product Data
Reversal & Refunding Discrepancy Product Data

Quality check & control Process

GO TO DISCREPANCY PRODUCT DATA

Manual Process

Scan Process

Found Discrepancy Product Code
(OR)
Scan Barcode/QR code

--Select Product ...

Found Discrepancy Quantity
10

Which location has it found?
--Select location--

Discrepancy Remark
--Select Discrepancy Remark--

SUBMIT

DETAILS OF DISCREPANCY THROUGH SCANNING AND MANUAL, TODAY

Step VII: Enter the details of the discrepancy material by scanning the barcode on the material.

Quality check & control Process

GO TO DISCREPANCY PRODUCT DATA

Manual Process

Scan Process

Found Discrepancy Product Code
(OR)
Scan Barcode/QR code

--Select Product ...

Found Discrepancy Quantity
10

Which location has it found?
--Select location--

Discrepancy Remark
--Select Discrepancy Remark--

SUBMIT

DETAILS OF DISCREPANCY THROUGH SCANNING AND MANUAL, TODAY

Step IV: Click on “Discrepancy Product Data” to confirm.

Quality check & control Process
Discrepancy Product Data
Reversal & Refunding Discrepancy Product Data

TOOLS

Advance Search
Download report in excel

Select
Please Enter
From : dd-mm-yyyy
To : dd-mm-yyyy
ADVANCE SEARCH

DISCREPANCY PRODUCT DATA

Searched values : Default Search | Showing 20 by default of 24 entries

Invoice/Challan No.	Product Code	Product Description	Discrepancy Quantity	Discrepancy Remark (Defective Quantity in an Inspection)	Batch Code	LOT No.	Which location has it found?	Discrepancy Location	QR Code/Barcode	Create On	Action
INV000123	415 AZD0001-HG002	SENSORS	50	Damaged	Batch229	LOTTEST01	Inward	Discrepancy Area	--	2020-06-16 12:09:31	
100	415 AZD0001-HG002	SENSORS	50	Damaged	Batch210	1000	Inward	Discrepancy Area	--	2020-06-05 20:10:34	
NGK-111656789	806 MR8E-9	SPARK PLUGS	5	5 pcs damaged	--	D03M	Inward	Discrepancy Area	--	2020-06-05 12:44:07	

Step IV: Click on the action button to remove the material from discrepancy.

Advance Search
Download report in excel

Select
Please Enter
From : dd-mm-yyyy
To : dd-mm-yyyy
ADVANCE SEARCH


DISCREPANCY PRODUCT DATA


Searched values : Default Search | Showing 20 by default of 24 entries

Invoice/Challan No.	Product Code	Product Description	Discrepancy Quantity	Discrepancy Remark (Defective Quantity in an Inspection)	Batch Code	LOT No.	Which location has it found?	Discrepancy Location	QR Code/Barcode	Create On	Action
INV000123	415 AZD0001-HG002	SENSORS	50	Damaged	Batch229	LOTTEST01	Inward	Discrepancy Area	--	2020-06-16 12:09:31	
100	415 AZD0001-HG002	SENSORS	50	Damaged	Batch210	1000	Inward	Discrepancy Area	--	2020-06-05 20:10:34	
NGK-111656789	806 MR8E-9	SPARK PLUGS	5	5 pcs damaged	--	D03M	Inward	Discrepancy Area	--	2020-06-05 12:44:07	
NGK-111656789	806 MR8E-9	SPARK PLUGS	3	3 pcs damaged	--	D03M	Inward	Discrepancy Area	--	2020-06-05 12:44:07	
NGK-111656789	806 MR8E-9	SPARK PLUGS	1	1 pcs damaged	--	03L1M	Inward	Discrepancy Area	--	2020-06-05 12:44:07	
NGK-111656789	806 MR8E-9	SPARK PLUGS	5	5 pcs damaged	--	D03M	Inward	Discrepancy Area	--	2020-06-05 12:42:17	
NGK-111656789	806 MR8E-9	SPARK PLUGS	1	1 pcs damaged	--	03L1M	Inward	Discrepancy Area	--	2020-06-05 12:42:17	

seabirdlogisolutions.co/ngk_sll_wms/admin/putway_split_form.php?pid=

Step IV: Check the binning location for putway.


SEABIRD
LOGISOLUTIONS


Super Admin-Super Admin, Last Login: 2020-06-25 00:03:37

[General Info](#)
[Warehouse](#)
[Inward Management](#)
[Outward Management](#)
[Store Management](#)
[MIS Report](#)
[Upload & HHT Mngt](#)

[BACK](#)

Confired Putaway-Update/Split Quantity

[SEE MORE CONFIED PUTWAY HISTORY OF THIS PUTAWAY ID-](#)

Pending Confirm Putaway Data

[MULTI-CHECK & CONFIRM PUTAWAY](#)

10 entries

Search:

	Product Code	Invoice/Challan No.	GRN Number	Batch No.	Lot No	Quantity	Suggested Location	Action
No data available in table								

No entries found

Step IV: View the details of the material in the discrepancy.

[Quality check & control Process](#)
[Discrepancy Product Data](#)
[Reversal & Refunding Discrepancy Product Data](#)

[TOOLS](#)

[Advance Search](#)
[Download report in excel](#)

Select

Please Enter

From : dd-mm-yyyy

To : dd-mm-yyyy

[ADVANCE SEARCH](#)

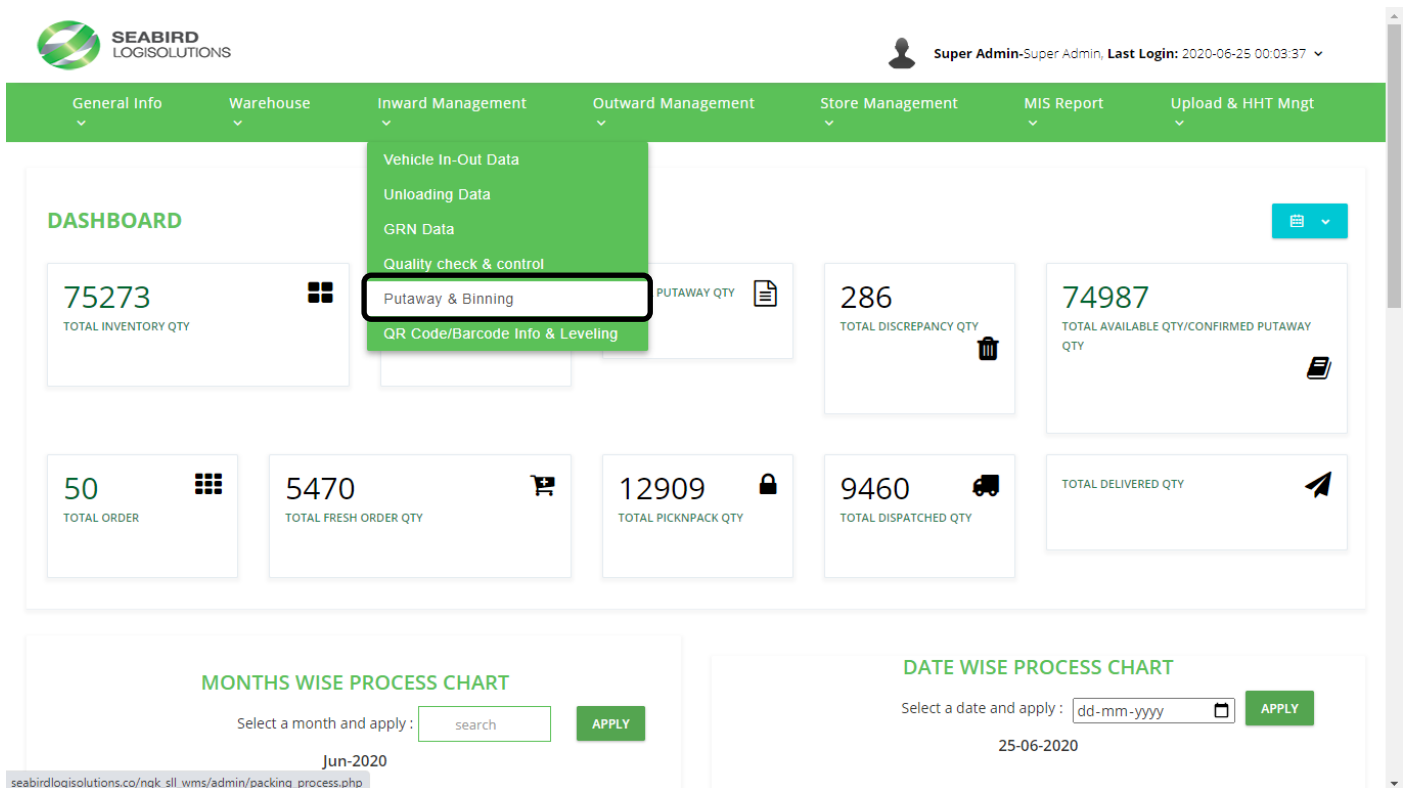
REVERSAL & REFUNDING DISCREPANCY PRODUCT DATA

Searched values : Default Search | Showing 20 by default of 24 entries

Invoice/Challan No.	Product Code	Product Description	Discrepancy Quantity	Discrepancy Remark (Defective Quantity in an Inspection)	Batch Code	LOT No.	Which location has it found?	Discrepancy Location	QR Code/Barcode	Status	Create On
INV000123	415 AZD0001-HG002	SENSORS	50	Damaged	Batch229	LOTTEST01	Inward	Discrepancy Area	--	Putaway in Discrepancy Area	2020-06-16 12:09:31
100	415 AZD0001-HG002	SENSORS	50	Damaged	Batch210	1000	Inward	Discrepancy Area	--	Putaway in Discrepancy Area	2020-06-05 20:10:34
NGK-111656789	806 MR8E-9	SPARK PLUGS	5	5 pcs damaged	--	D03M	Inward	Discrepancy Area	--	Putaway in Discrepancy Area	2020-06-05 12:44:07
NGK-111656789	806 MR8E-9	SPARK PLUGS	3	3 pcs damaged	--	D03M	Inward	Discrepancy Area	--	Putaway in Discrepancy Area	2020-06-05 12:44:07

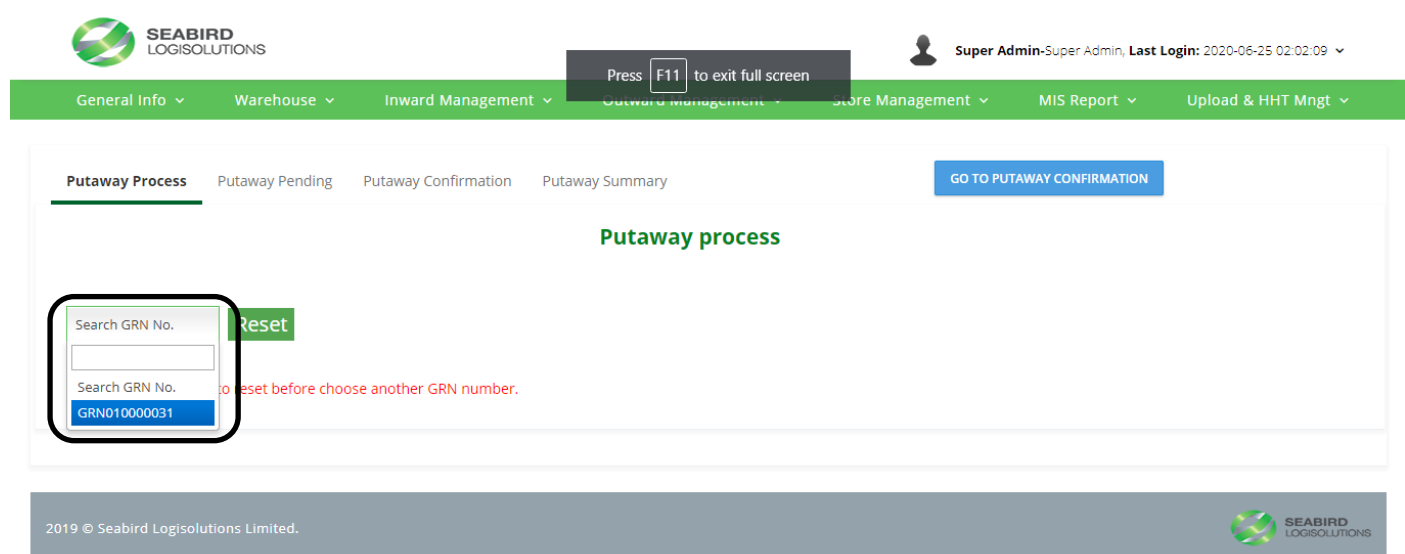
5. PUTAWAY & BINNING

Step I: Click on “Putaway & Binning” to generate the Putaway for binning.



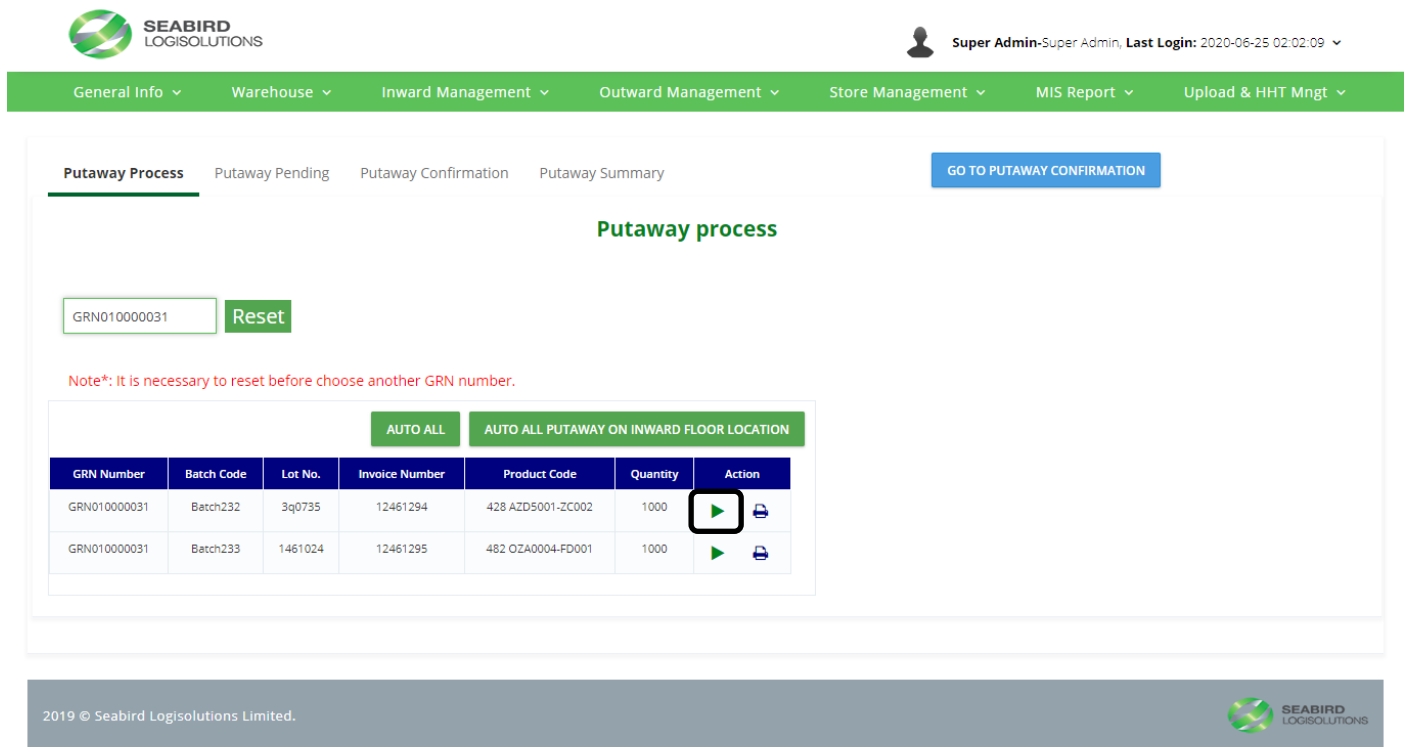
The screenshot shows the SEABIRD LOGISOLUTIONS dashboard. The user is logged in as 'Super Admin-Super Admin' with a last login of '2020-06-25 00:03:37'. The dashboard includes a navigation bar with options: General Info, Warehouse, Inward Management, Outward Management, Store Management, MIS Report, and Upload & HHT Mngt. The 'Inward Management' menu is open, showing options: Vehicle In-Out Data, Unloading Data, GRN Data, Quality check & control, Putaway & Binning (highlighted with a red box), and QR Code/Barcode Info & Leveling. The dashboard also features several key metrics: 75273 TOTAL INVENTORY QTY, 286 TOTAL DISCREPANCY QTY, 74987 TOTAL AVAILABLE QTY/CONFIRMED PUTAWAY QTY, 50 TOTAL ORDER, 5470 TOTAL FRESH ORDER QTY, 12909 TOTAL PICKNPACK QTY, 9460 TOTAL DISPATCHED QTY, and TOTAL DELIVERED QTY. Below these are sections for MONTHS WISE PROCESS CHART and DATE WISE PROCESS CHART.

Step II: Select the GRN.



The screenshot shows the SEABIRD LOGISOLUTIONS Putaway Process screen. The user is logged in as 'Super Admin-Super Admin' with a last login of '2020-06-25 02:02:09'. The screen displays the 'Putaway Process' section with tabs for Putaway Pending, Putaway Confirmation, and Putaway Summary. A 'GO TO PUTAWAY CONFIRMATION' button is visible. The 'Putaway process' section includes a 'Search GRN No.' field with a 'Reset' button. Below the search field, there is a message: 'to reset before choose another GRN number.' The search field contains the value 'GRN010000031'.

Step III: Click on the “Play” button to start binning.



Putaway Process Putaway Pending Putaway Confirmation Putaway Summary [GO TO PUTAWAY CONFIRMATION](#)


Putaway process

GRN010000031 [Reset](#)

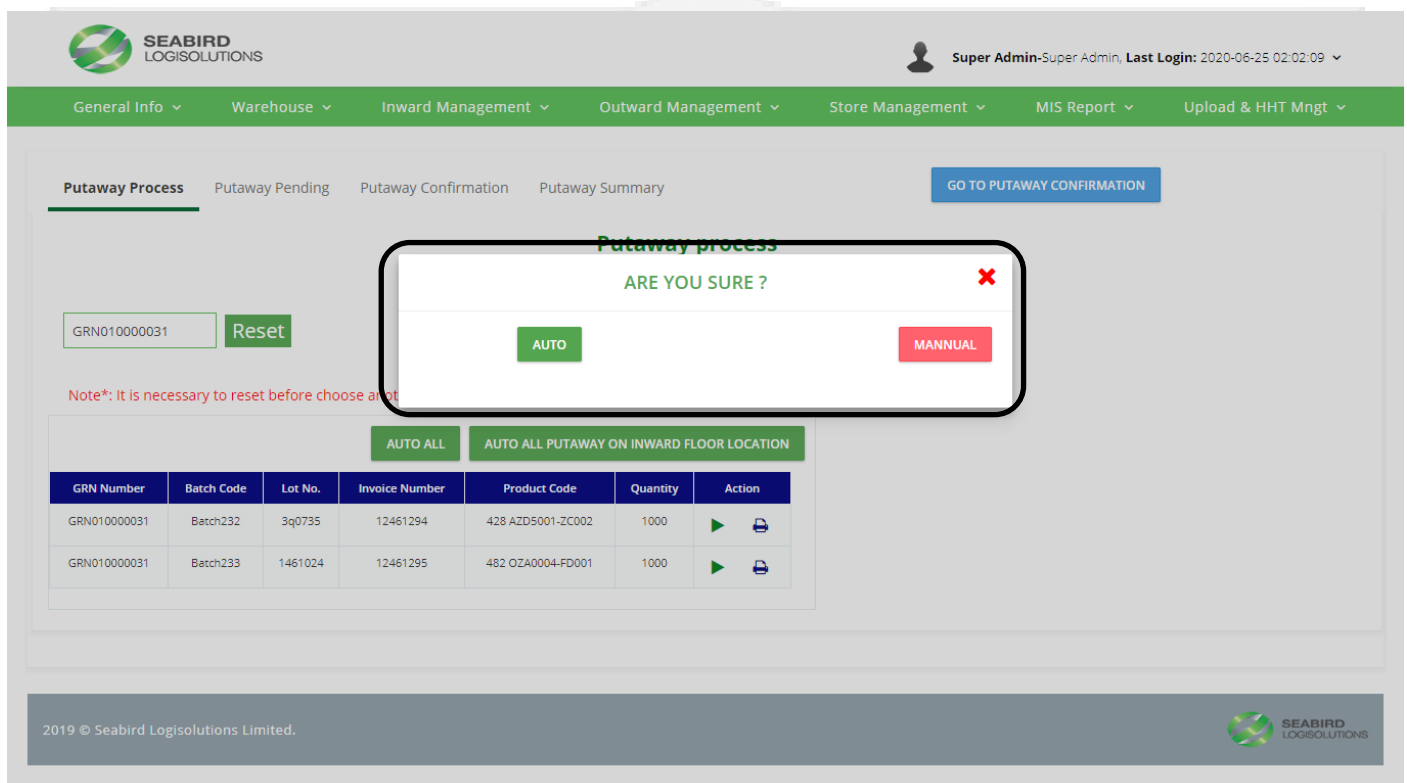
Note*: It is necessary to reset before choose another GRN number.

[AUTO ALL](#) [AUTO ALL PUTAWAY ON INWARD FLOOR LOCATION](#)

GRN Number	Batch Code	Lot No.	Invoice Number	Product Code	Quantity	Action
GRN010000031	Batch232	3q0735	12461294	428 AZD5001-ZC002	1000	▶ 📄
GRN010000031	Batch233	1461024	12461295	482 OZA0004-FD001	1000	▶ 📄

2019 © Seabird Logisolutions Limited. 

Step IV: Select the process of putaway either auto or manual.



Putaway Process Putaway Pending Putaway Confirmation Putaway Summary [GO TO PUTAWAY CONFIRMATION](#)

Putaway process

GRN010000031 [Reset](#)


Note*: It is necessary to reset before choose another GRN number.

[AUTO ALL](#) [AUTO ALL PUTAWAY ON INWARD FLOOR LOCATION](#)

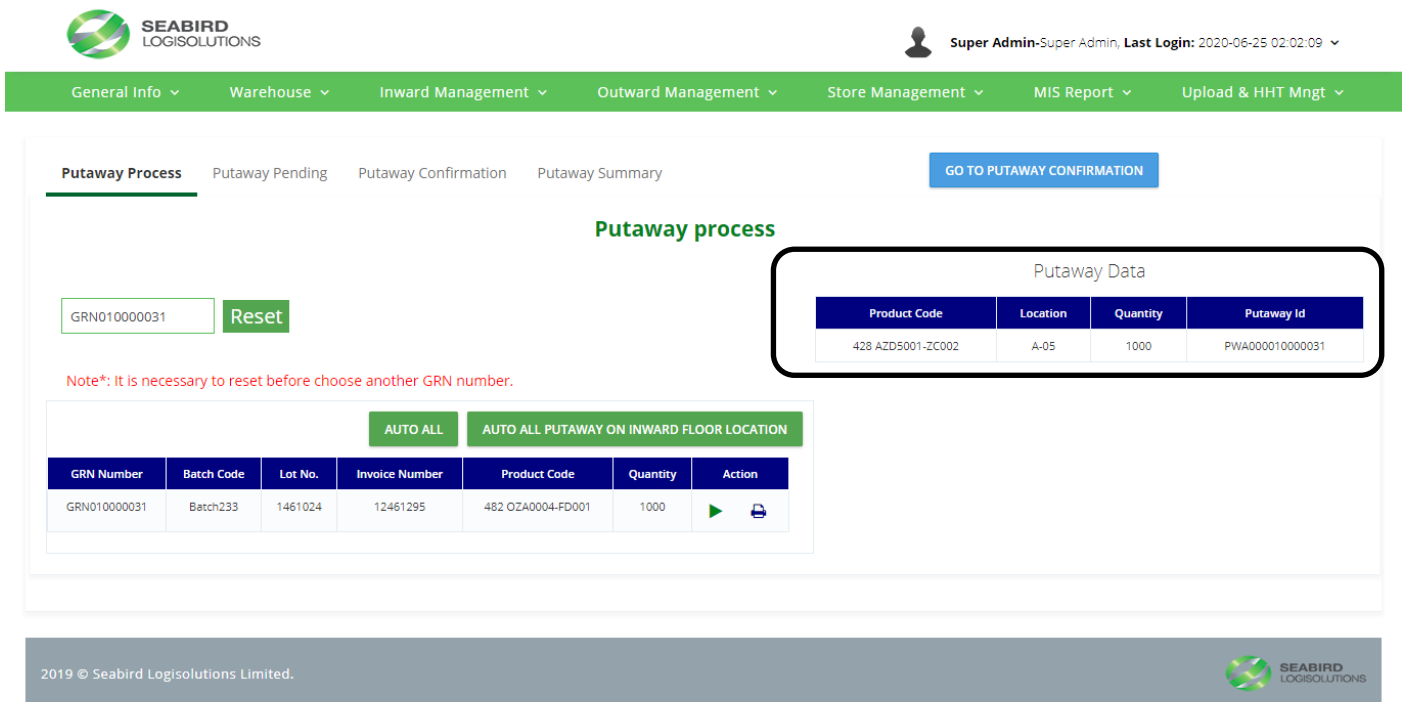
GRN Number	Batch Code	Lot No.	Invoice Number	Product Code	Quantity	Action
GRN010000031	Batch232	3q0735	12461294	428 AZD5001-ZC002	1000	▶ 📄
GRN010000031	Batch233	1461024	12461295	482 OZA0004-FD001	1000	▶ 📄

ARE YOU SURE ?

[AUTO](#) [MANUAL](#)

2019 © Seabird Logisolutions Limited. 

Step V: After selecting auto the system allocate the location to the part automatically.



Putaway Process Putaway Pending Putaway Confirmation Putaway Summary [GO TO PUTAWAY CONFIRMATION](#)


Putaway process

GRN010000031 [Reset](#)

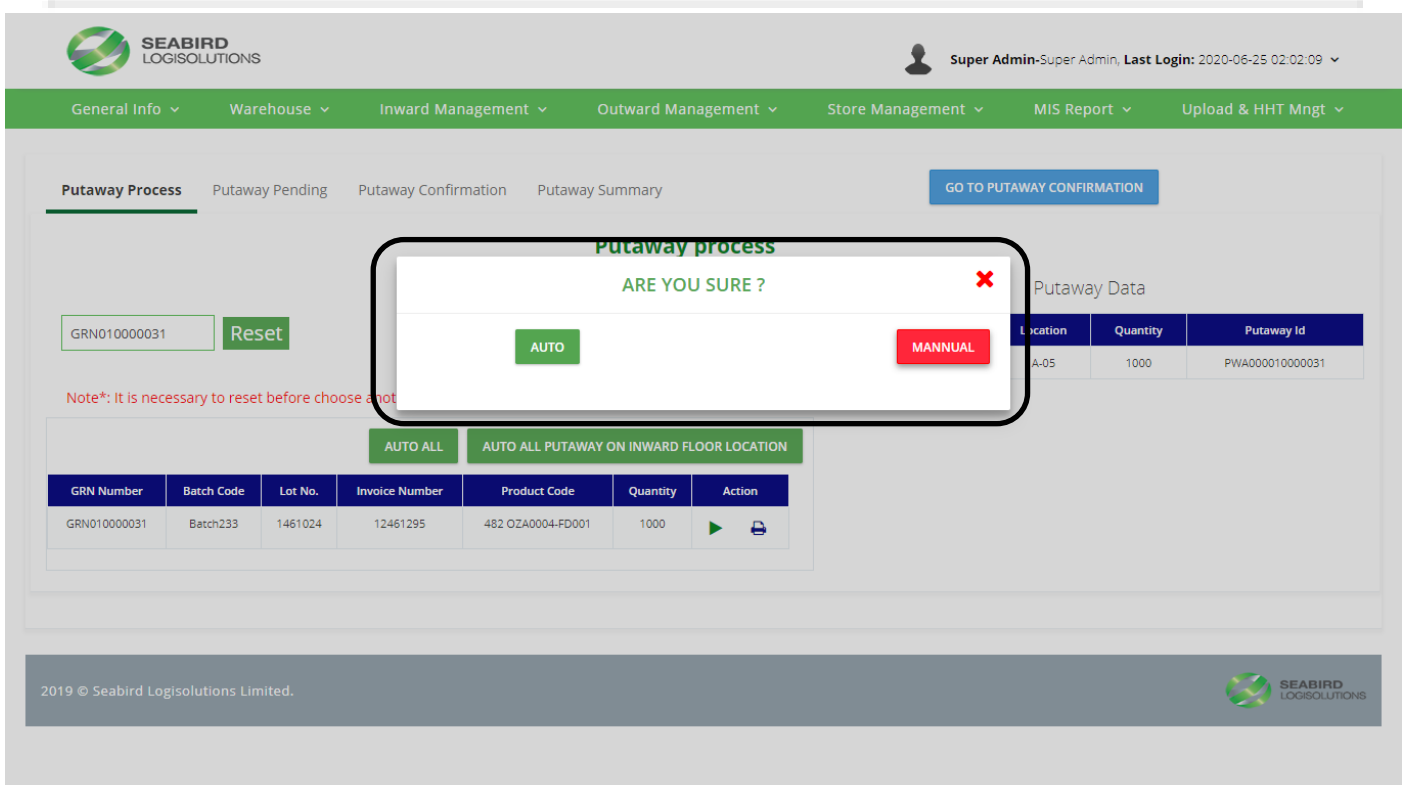
Note*: It is necessary to reset before choose another GRN number.

[AUTO ALL](#) [AUTO ALL PUTAWAY ON INWARD FLOOR LOCATION](#)

GRN Number	Batch Code	Lot No.	Invoice Number	Product Code	Quantity	Action
GRN010000031	Batch233	1461024	12461295	482 OZA0004-FD001	1000	▶ 🖨

2019 © Seabird Logisolutions Limited. 

Step VI: Click on manual to allocate the location to material by using your knowledge.



Putaway Process Putaway Pending Putaway Confirmation Putaway Summary [GO TO PUTAWAY CONFIRMATION](#)

Putaway process

GRN010000031 [Reset](#)

Note*: It is necessary to reset before choose another GRN number.

[AUTO ALL](#) [AUTO ALL PUTAWAY ON INWARD FLOOR LOCATION](#)


ARE YOU SURE ?

[AUTO](#) [MANUAL](#)

Putaway Data

Product Code	Location	Quantity	Putaway Id
428 AZD5001-ZC002	A-05	1000	PWA000010000031

GRN Number	Batch Code	Lot No.	Invoice Number	Product Code	Quantity	Action
GRN010000031	Batch233	1461024	12461295	482 OZA0004-FD001	1000	▶ 🖨

2019 © Seabird Logisolutions Limited. 

Step VII: Select the bin where the material will be stored.

General Info ▾ Warehouse ▾ Inward Management ▾ Outward Management ▾ Store Management ▾ MIS Report ▾ Upload & HHT Mngt ▾

Putaway Process Putaway Pending Putaway Confirmation Putaway Summary [GO TO PUTAWAY CONFIRMATION](#)

Putaway process

[Reset](#)

[Save](#)

Note*: It is necessary to reset before choose another GRN number.

Invoice Number	Product Code	Quantity	GRN Number	Location	Quantity	Action
12461295	482 OZA0004-FD001	1000	GRN010000031	C-02		

GRN Number	Batch Code	Lot No.	Invoice Number	Quantity	Action
GRN010000031	Batch233	1461024	12461295	1000	▶ 🖨

C-02
B-69
B-70
C-01
C-02
C-03
C-04
C-05
C-06
C-07
C-08

2019 © Seabird Logisolutions Limited.

Step VIII: Enter the quantity.

General Info ▾ Warehouse ▾ Inward Management ▾ Outward Management ▾ Store Management ▾ MIS Report ▾ Upload & HHT Mngt ▾

Putaway Process Putaway Pending Putaway Confirmation Putaway Summary [GO TO PUTAWAY CONFIRMATION](#)

Putaway process

[Reset](#)

[Save](#)

Note*: It is necessary to reset before choose another GRN number.

Invoice Number	Product Code	Quantity	GRN Number	Location	Quantity	Action
12461295	482 OZA0004-FD001	1000	GRN010000031	C-02	1000	

GRN Number	Batch Code	Lot No.	Invoice Number	Product Code	Quantity	Action
GRN010000031	Batch233	1461024	12461295	482 OZA0004-FD001	1000	▶ 🖨

2019 © Seabird Logisolutions Limited.

Step IX: Press “Save” button.

General Info ▾ Warehouse ▾ Inward Management ▾ Outward Management ▾ Store Management ▾ MIS Report ▾ Upload & HHT Mngt ▾

Putaway Process Putaway Pending Putaway Confirmation Putaway Summary

GO TO PUTAWAY CONFIRMATION

Putaway process

[Reset](#)

Putaway Data

Product Code	Location	Quantity	Putaway Id
--------------	----------	----------	------------

Note*: It is necessary to reset before choose another GRN number.


Invoice Number	Product Code	Quantity	GRN Number	Location	Quantity	Action
12461295	482 OZA0004-FD001	1000	GRN010000031	<input type="text" value="C-02"/>	<input type="text" value="1000"/>	Save

[AUTO ALL](#)
[AUTO ALL PUTAWAY ON INWARD FLOOR LOCATION](#)

GRN Number	Batch Code	Lot No.	Invoice Number	Product Code	Quantity	Action
GRN010000031	Batch233	1461024	12461295	482 OZA0004-FD001	1000	▶ 🖨

2019 © Seabird Logisolutions Limited.

Step X: Click on “Go to putaway confirmation” to confirm the putaway.


SEABIRD
LOGISOLUTIONS

Super Admin-Super Admin, Last Login: 2020-06-25 02:02:09 ▾

General Info ▾ Warehouse ▾ Inward Management ▾ Outward Management ▾ Store Management ▾ MIS Report ▾ Upload & HHT Mngt ▾

Putaway Process Putaway Pending Putaway Confirmation Putaway Summary

GO TO PUTAWAY CONFIRMATION

Putaway process

[Reset](#)

Putaway Data

Product Code	Location	Quantity	Putaway Id
482 OZA0004-FD001	C-02	1000	PWM000010000031

Note*: It is necessary to reset before choose another GRN number.

Invoice Number	Product Code	Quantity	GRN Number	Location	Quantity	Action
12461295	482 OZA0004-FD001	0	GRN010000031	<input type="text" value="Please Select"/>	<input type="text"/>	Save

[AUTO ALL](#)

[AUTO ALL PUTAWAY ON INWARD FLOOR LOCATION](#)

GRN Number	Batch Code	Lot No.	Invoice Number	Product Code	Quantity	Action
------------	------------	---------	----------------	--------------	----------	--------

seabirdlogisolutions.co/ngk_sl_wms/admin/packing_listing.php

Step XI: Click on the “Action” button to confirm the putaway.

General Info
Warehouse
Inward Management
Outward Management
Store Management
MIS Report
Upload & HHT Mngt








Putaway Process
Putaway Pending
Putaway Confirmation
Putaway Summary

Advance Search
Download report in excel

Select
Please Enter
From : dd-mm-yyyy
To : dd-mm-yyyy
ADVANCE SEARCH

PUTAWAY CONFIRMATION DATA

Searched values : Default Search | Showing 20 by default of 26 entries

Putaway Id	Invoice /Challan No.	GRN Number	Quantity	Generate Date & Time	Putaway Status	Action Item
PWM000010000031	12461295	GRN010000031	1000	2020-06-25 15:10:52	Putaway Pending	 
PWA000010000031	12461294	GRN010000031	1000	2020-06-25 15:07:45	Putaway Pending	 
PWM000010000026	96949849	GRN010000026	1000	2020-06-19 01:12:59	Putaway Done	  

seabirdlogisolutions.co/ngk_sll_wms/admin/putway_split_form.php?pid=PWM000010000031

Step XII: Click on the “Print” to print the putaway before confirmation.

General Info
Warehouse
Inward Management
Outward Management
Store Management
MIS Report
Upload & HHT Mngt








Putaway Process
Putaway Pending
Putaway Confirmation
Putaway Summary

Advance Search
Download report in excel

Select
Please Enter
From : dd-mm-yyyy
To : dd-mm-yyyy
ADVANCE SEARCH

PUTAWAY CONFIRMATION DATA

Searched values : Default Search | Showing 20 by default of 26 entries

Putaway Id	Invoice /Challan No.	GRN Number	Quantity	Generate Date & Time	Putaway Status	Action Item
PWM000010000031	12461295	GRN010000031	1000	2020-06-25 15:10:52	Putaway Pending	 
PWA000010000031	12461294	GRN010000031	1000	2020-06-25 15:07:45	Putaway Pending	 
PWM000010000026	96949849	GRN010000026	1000	2020-06-19 01:12:59	Putaway Done	  

seabirdlogisolutions.co/ngk_sll_wms/admin/print_all_putaway_all_data.php?pid=PWM000010000031&all=1

Step XIII: Print the Putaway slip and handover it to the binner for binning.

Seabird Logisolutions Ltd
NGK SPARK PLUGS INDIA PVT LTD

Putaway sheet for Binning

Invoice Number	GRN Number	Product Code	Putaway Id	Putaway Quantity	Suggested Location	Binning Location	Batch No.	Lot No.	Putaway Generate Date
12461295	GRN010000031	482 OZA0004-FD001	PWM000010000031	1000	C-02		Batch233	1461024	2020-06-25 02:09:52
Total				1000					

Putaway Done By
(Name & Signature)

Print 1 sheet of paper

Destination HP LaserJet 1020

Pages All


Copies 1


Layout Portrait

More settings v

Print
Cancel

Step XIV: Click on “Split Data” to confirm the material binning at two or more locations.


SEABIRD
LOGISOLUTIONS


Super Admin-Super Admin, Last Login: 2020-06-25 02:02:09

General Info v
Warehouse v
Inward Management v
Outward Management v
Store Management v
MIS Report v
Upload & HHT Mngt v

BACK

Confired Putaway-Update/Split Quantity

[SEE MORE CONFIED PUTWAY HISTORY OF THIS PUTAWAY ID-PWM000010000031](#)

Pending Confirm Putaway Data

[MULTI-CHECK & CONFIRM PUTAWAY](#)

10 entries
Search:

	Product Code	Invoice/Challan No.	GRN Number	Batch No.	Lot No	Quantity	Suggested Location	Action
<input type="checkbox"/>	482 OZA0004-FD001	12461295	GRN010000031	Batch233	1461024	1000	C-02	<div style="display: flex; justify-content: center; align-items: center;"> <div style="border: 2px solid black; background-color: #007bff; color: white; padding: 2px 5px; margin: 0 5px;">SPLIT DATA</div> <div style="background-color: #007bff; color: white; padding: 2px 5px; margin: 0 5px;">+</div> </div>

Showing 1 to 1 of 1 entries

<
1
>

Step XV: Select the location another location where material is kept.

General Info Warehouse Inward Management Outward Management Store Management MIS Report Upload & HHT Mngt

BACK

Confirmed Putaway-Update/Split Quantity

SEE MORE CONFIRMED PUTWAY HISTORY OF THIS PUTAWAY ID-PWM000010000031

Product Code	Quantity	Binning Location	Suggested Location	Batch No.	Lot No.
482 OZA0004-FD001	500	C-02	C-02	Batch233	1461024

Pending Confirm Putaway Data

Product Code
482 OZA0004-FD001

Batch No.
Batch233

Lot No.
1461024

Quantity
500

Location

A-04
C-02
A-01
A-02
A-03
A-04
A-05
A-06
A-07
A-08
A-09

UPDATE

x


MULTI-CHECK & CONFIRM PUTAWAY

10 entries

	Product Code	Invoice/Challan No.	GRN Number	Batch No.	Lot No	Quantity	Action
	482 OZA0004-FD001						

Showing 1 to 1 of 1 entries

Step XVI: View the details of the confirmed putaway.


SEABIRD
LOGISOLUTIONS

Super Admin-Super Admin, Last Login: 2020-06-25 02:02:09

General Info Warehouse Inward Management Outward Management Store Management MIS Report Upload & HHT Mngt

BACK

Confirmed Putaway-Update/Split Quantity

SEE MORE CONFIRMED PUTWAY HISTORY OF THIS PUTAWAY ID-PWM000010000031

Product Code	Quantity	Binning Location	Suggested Location	Batch No.	Lot No.
482 OZA0004-FD001	500	C-02	C-02	Batch233	1461024
482 OZA0004-FD001	500	A-03	C-02	Batch233	1461024

Pending Confirm Putaway Data

MULTI-CHECK & CONFIRM PUTAWAY

10 entries

Search:

	Product Code	Invoice/Challan No.	GRN Number	Batch No.	Lot No	Quantity	Suggested Location	Action
	482 OZA0004-FD001							

Showing 1 to 1 of 1 entries

Step XVII: Click on “Green Print” button to print the confirmed putaway.

General Info
Warehouse
Inward Management
Outward Management
Store Management
MIS Report
Upload & HHT Mngt

Putaway Process
Putaway Pending
Putaway Confirmation
Putaway Summary

Advance Search
Download report in excel

Select
Please Enter
From : dd-mm-yyyy
To : dd-mm-yyyy
ADVANCE SEARCH

PUTAWAY CONFIRMATION DATA

Searched values : Default Search | Showing 20 by default of 26 entries

Putaway Id	Invoice /Challan No.	GRN Number	Quantity	Generate Date & Time	Putaway Status	Action Item
PWM000010000031	12461295	GRN010000031	1000	2020-06-25 03:03:14	Putaway Done	
PWA000010000031	12461294	GRN010000031	1000	2020-06-25 15:07:45	Putaway Pending	
PWM000010000026	96949849	GRN010000026	1000	2020-06-19 01:12:59	Putaway Done	

seabirdlogisolutions.co/ngk_sl_wms/admin/print_all_putaway_confirmed_data.php?pid=PWM000010000031&all=1

Print the Confirmed Putaway

Step XVIII: View and download the putaways in summary.

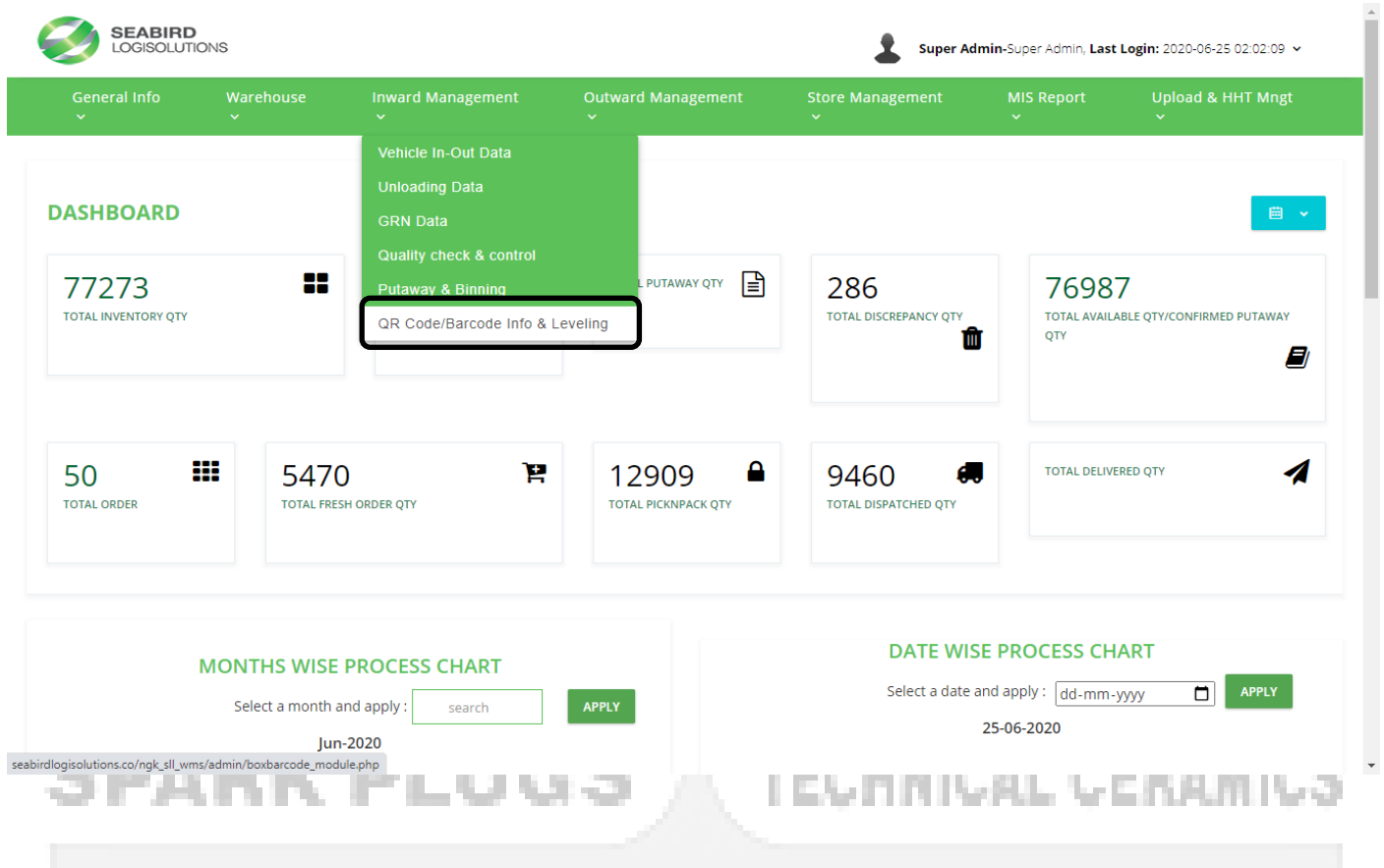
PUTAWAY SUMMARY

Searched values : Default Search | Showing 20 by default of 65 entries

Invoice /Challan No.	GRN Number	Product Code	Putaway Id	Quantity	Changed Location	Suggested Location	Batch No.	Lot No.	Generate Date & Time	Putaway Status	Putaway Date & Time
12461294	GRN010000031	428 AZD5001-ZC002	PWA000010000031	1000	A-05	A-05	Batch232	3q0735	2020-06-25 15:38:28	Putaway Done	2020-06-25 15:38:28
12461295	GRN010000031	482 OZA0004-FD001	PWM000010000031	500	A-03	C-02	Batch233	1461024	2020-06-25 15:33:14	Putaway Done	2020-06-25 15:33:14
12461295	GRN010000031	482 OZA0004-FD001	PWM000010000031	500	C-02	C-02	Batch233	1461024	2020-06-25 15:32:42	Putaway Done	2020-06-25 15:32:42
96949849	GRN010000026	415 H116J-CW	PWM000010000026	500	A-04	A-04	Batch230	129741204	2020-06-19 13:44:04	Putaway Done	2020-06-19 13:44:04
96949849	GRN010000026	415 H116J-CW	PWM000010000026	500	A-02	A-02	Batch230	129741204	2020-06-19 13:42:59	Putaway Done	2020-06-19 13:42:59
INV000123	GRN010000025	415 AZD0001-HG002	PWA15922897040010000025	600	Inward floor	Inward floor	Batch229	LOTTEST01	2020-06-16 12:13:35	Putaway Done	2020-06-16 12:13:35
INV000123	GRN010000025	415 AZA0001-HG002	PWA15922897040010000025	800	Inward floor	Inward floor	Batch228	LOTTEST01	2020-06-16 12:13:09	Putaway Done	2020-06-16 12:13:09
ST-2200025	GRN010000020	609 KR6A-10	PWA15922127860010000020	15000	Inward floor	Inward floor	Batch225	D06A	2020-06-15 14:50:29	Putaway Done	2020-06-15 14:50:29
301	GRN010000008	678 DCPR7E	PWA15914550610010000008	3000	A-03	A-03	Batch216	1234	2020-06-06 20:22:55	Putaway Done	2020-06-06 20:22:55
300	GRN010000008	045 BPMR6A	PWA15914550610010000008	2000	A-02	A-02	Batch215	1234	2020-06-06 20:22:55	Putaway Done	2020-06-06 20:22:55
300	GRN010000008	045 BPMR4A	PWA15914550610010000008	4400	A-01	A-01	Batch214	1234	2020-06-12 08:44:03	Putaway Done	2020-06-12 08:44:03
200	GRN010000006	496 AZD5001-JD001	PWA15913692600010000006	1500	A-02	A-02	Batch213	2000	2020-06-05 20:31:56	Putaway Done	2020-06-05 20:31:56
100	GRN010000005	415 AZA0001-HG002	PWA15913688700010000005	300	A-01	A-01	Batch211	1000	2020-06-05 20:29:03	Putaway Done	2020-06-05 20:29:03
100	GRN010000005	415 AZD0001-HG002	PWA15913688700010000005	1450	A-02	A-02	Batch210	1000	2020-06-05 20:29:03	Putaway Done	2020-06-05 20:29:03
100	GRN010000005	415 AZA0001-HG002	PWA15913688700010000005	200	A-01	A-01	Batch209	1000	2020-06-05 20:29:03	Putaway Done	2020-06-05 20:29:03
NGK-111656789	GRN010000004	806 MR8E-9	PWA15913418190010000004	4795	Inward floor	Inward floor	Batch208	D03M	2020-06-05 12:56:13	Putaway Done	2020-06-05 12:56:13

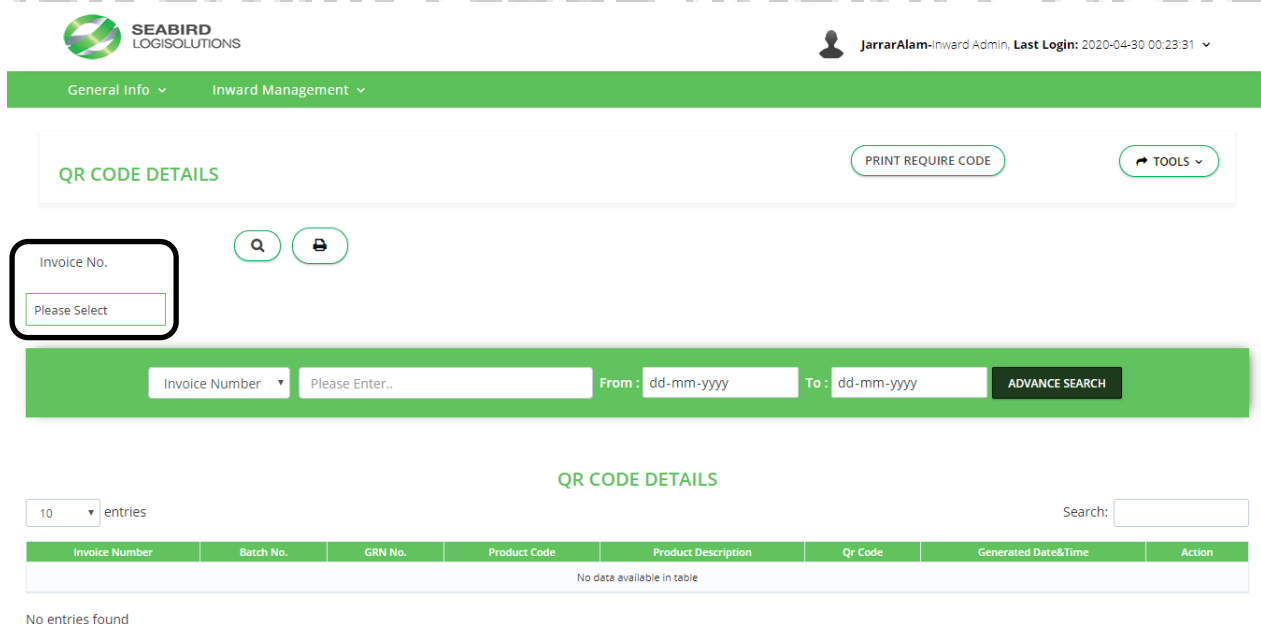
6. QR CODE/ BARCODE INFO & LEVELING

Step I: Click on “QR Code/barcode info & leveling” to check the details of the barcode generated at the time of GRN Creation.




The screenshot shows the SEABIRD LOGISOLUTIONS dashboard. The user is logged in as 'Super Admin-Super Admin' with a last login of '2020-06-25 02:02:09'. The dashboard includes a navigation bar with options: General Info, Warehouse, Inward Management, Outward Management, Store Management, MIS Report, and Upload & HHT Mngt. The 'Inward Management' dropdown menu is open, showing options: Vehicle In-Out Data, Unloading Data, GRN Data, Quality check & control, Putaway & Binning, and 'QR Code/Barcode Info & Leveling' (which is highlighted with a red box). The dashboard also features several key metrics: 77273 TOTAL INVENTORY QTY, 286 TOTAL DISCREPANCY QTY, 76987 TOTAL AVAILABLE QTY/CONFIRMED PUTAWAY QTY, 50 TOTAL ORDER, 5470 TOTAL FRESH ORDER QTY, 12909 TOTAL PICKNPACK QTY, 9460 TOTAL DISPATCHED QTY, and TOTAL DELIVERED QTY. There are also charts for 'MONTHS WISE PROCESS CHART' and 'DATE WISE PROCESS CHART'.

Step II: Select the invoice no.



The screenshot shows the 'QR CODE DETAILS' page in the SEABIRD LOGISOLUTIONS system. The user is logged in as 'JarrarAlam-Inward Admin' with a last login of '2020-04-30 00:23:31'. The page has a navigation bar with 'General Info' and 'Inward Management'. The 'QR CODE DETAILS' section is active, showing a 'PRINT REQUIRE CODE' button and a 'TOOLS' dropdown. Below this, there is a search bar with 'Invoice No.' and a 'Please Select' dropdown (highlighted with a red box). There is also a date range selector with 'From' and 'To' fields set to 'dd-mm-yyyy' and an 'ADVANCE SEARCH' button. At the bottom, there is a table titled 'QR CODE DETAILS' with columns: Invoice Number, Batch No., GRN No., Product Code, Product Description, Qr Code, Generated Date&Time, and Action. The table currently shows 'No data available in table' and 'No entries found'.

Step III: Select the GRN no.


JarrarAlam-Inward Admin, Last Login: 2020-04-30 00:23:31

General Info
Inward Management

QR CODE DETAILS
PRINT REQUIRE CODE
TOOLS

Invoice No.
GRN No. Please Select
Please Select
GRN6
Remark Filter Please Select
Product Code
Product Description

1

Invoice Number
Please Enter..
From: dd-mm-yyyy
To: dd-mm-yyyy
ADVANCE SEARCH

QR CODE DETAILS


10 entries

Search:

Invoice Number	Batch No.	GRN No.	Product Code	Product Description	Qr Code	Generated Date&Time	Action
No data available in table							

No entries found

Step IV: Select the remark filter.


JarrarAlam-Inward Admin, Last Login: 2020-04-30 00:23:31

General Info
Inward Management

QR CODE DETAILS
PRINT REQUIRE CODE
TOOLS

Invoice No.
GRN No. GRN6
Remark Filter Please Select
Please Select
1234235
Product Code
Product Description

1

Invoice Number
Please Enter..
From: dd-mm-yyyy
To: dd-mm-yyyy
ADVANCE SEARCH

QR CODE DETAILS

10 entries

Search:

Invoice Number	Batch No.	GRN No.	Product Code	Product Description	Qr Code	Generated Date&Time	Action
No data available in table							

No entries found

Step V: Select the product code.

General Info
Inward Management

QR CODE DETAILS

Invoice No.

1

GRN No.

GRN6

Remark Filter

1234235

Product Code


5893763


PRINT REQUIRE CODE

TOOLS

Product Description

Step VI: Click on “Print” button to print the barcode.


SEABIRD
 LOGISOLUTIONS


JarrarAlam-Inward Admin, Last Login: 2020-04-30 00:23:31

General Info
Inward Management

QR CODE DETAILS

Invoice No.

1

GRN No.

GRN6

Remark Filter

1234235

Product Code

5893763

PRINT REQUIRE CODE

TOOLS

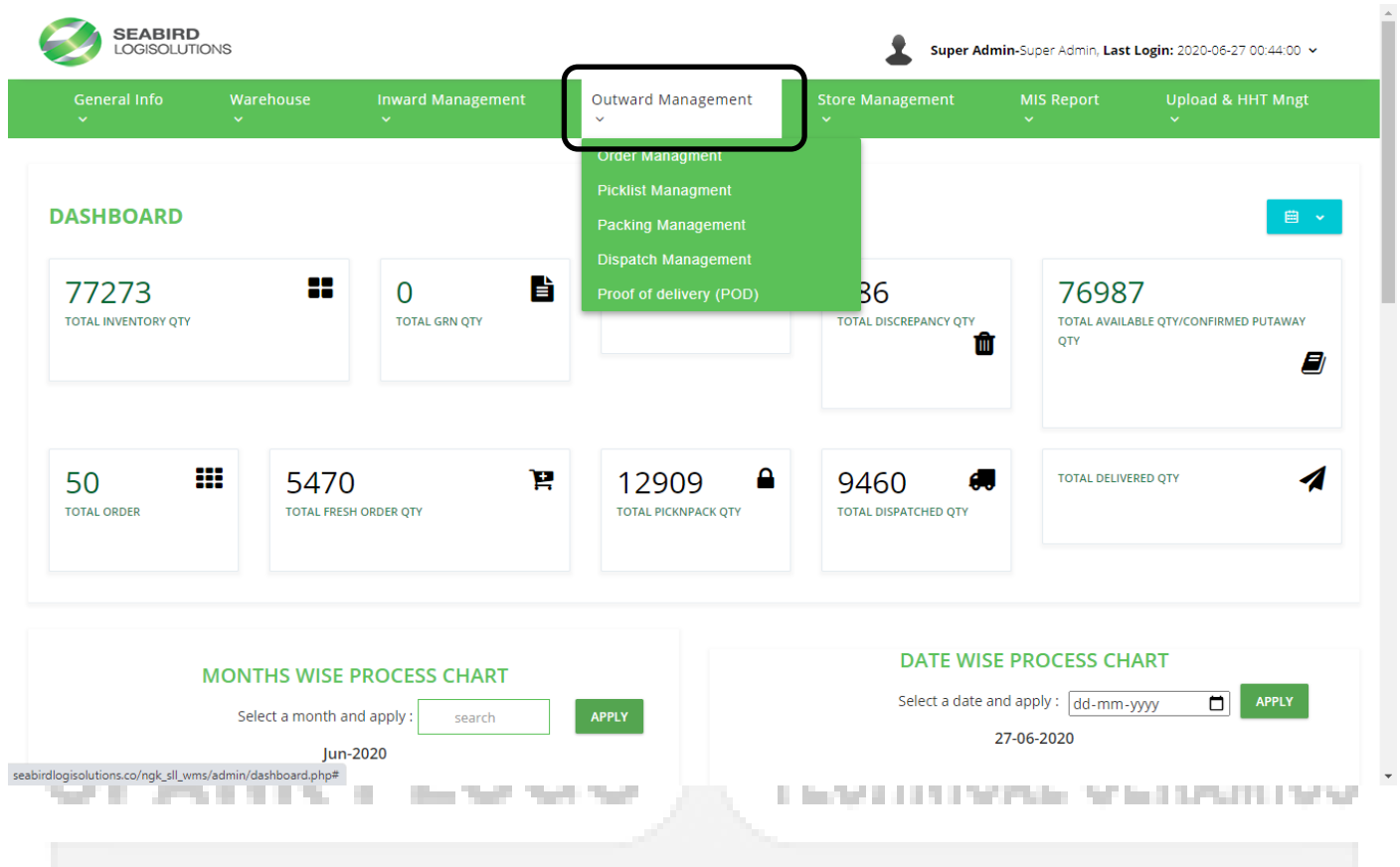
Product Description

TORQUE MULTIPLIER



OUTWARD MANAGEMENT

The outward management is used for adding and completing the customer order to fulfil the customer requirement.



The screenshot shows the SEABIRD LOGISOLUTIONS dashboard. At the top, there is a navigation bar with the following tabs: General Info, Warehouse, Inward Management, **Outward Management** (highlighted with a red box), Store Management, MIS Report, and Upload & HHT Mngt. Below the navigation bar, the dashboard displays several key metrics in a grid format:

- 77273** TOTAL INVENTORY QTY
- 0** TOTAL GRN QTY
- 36** TOTAL DISCREPANCY QTY
- 76987** TOTAL AVAILABLE QTY/CONFIRMED PUTAWAY QTY
- 50** TOTAL ORDER
- 5470** TOTAL FRESH ORDER QTY
- 12909** TOTAL PICKNPACK QTY
- 9460** TOTAL DISPATCHED QTY
- TOTAL DELIVERED QTY**

Below the metrics, there are two charts:

- MONTHS WISE PROCESS CHART**: Select a month and apply: Jun-2020
- DATE WISE PROCESS CHART**: Select a date and apply: 27-06-2020

The URL at the bottom left is: seabirdlogisolutions.co/ngk_sl_wms/admin/dashboard.php#

Outward List

Outward Management

Order Management

→ To view & add customer order

Picklist Management

→ To create the picklist of the customer order

Packing Management

→ To pack the customer order

Dispatch Management

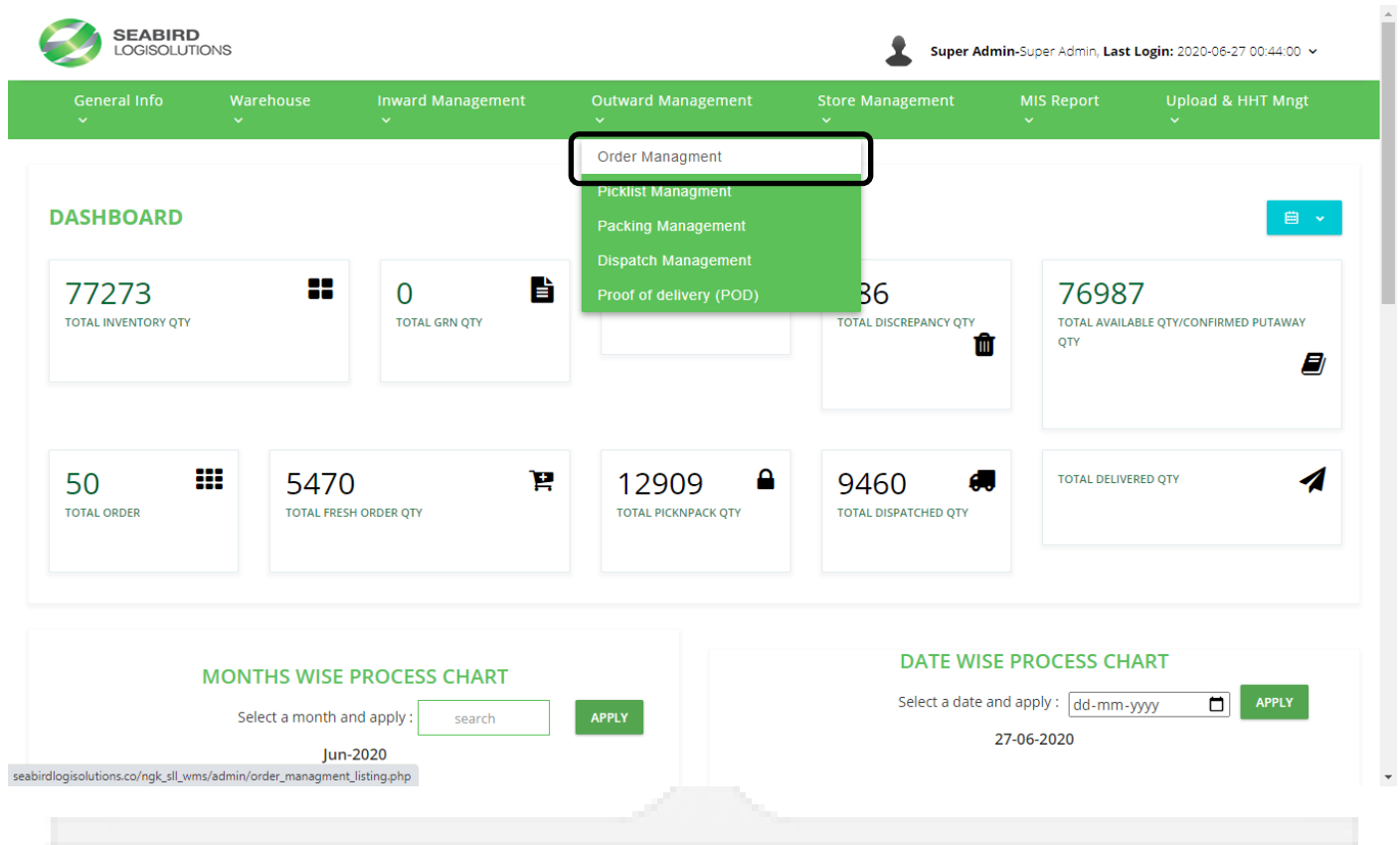
→ To dispatch the customer order

Proof of delivery (POD)

→ To add, view and share the proof of delivery to the customer.

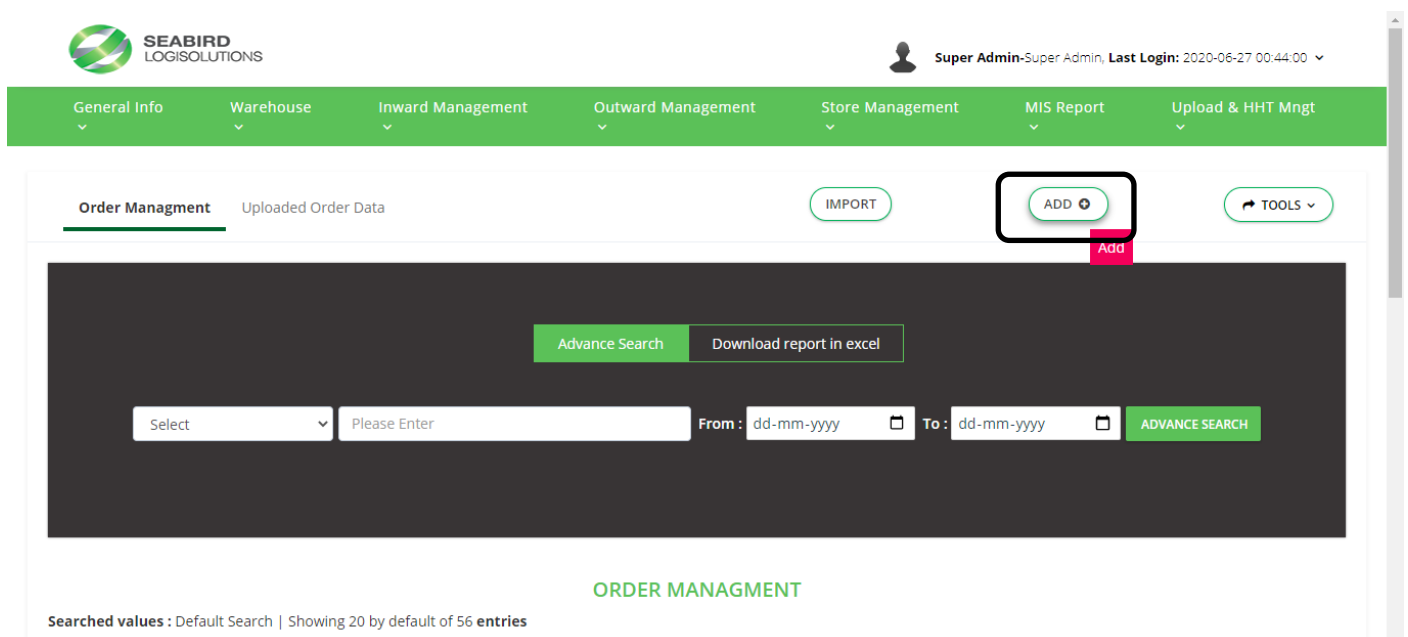
ORDER MANAGEMENT

Step I: Click on “Order management” to add customer order in the system




The screenshot shows the SEABIRD LOGISOLUTIONS dashboard. At the top, there is a navigation bar with the following menu items: General Info, Warehouse, Inward Management, Outward Management, Store Management, MIS Report, and Upload & HHT Mngt. The 'Outward Management' menu is expanded, showing a sub-menu with the following options: Order Management, Picklist Management, Packing Management, Dispatch Management, and Proof of delivery (POD). The 'Order Management' option is highlighted with a red box. Below the navigation bar, the dashboard displays various KPIs and charts. The KPIs include: 77273 TOTAL INVENTORY QTY, 0 TOTAL GRN QTY, 36 TOTAL DISCREPANCY QTY, 76987 TOTAL AVAILABLE QTY/CONFIRMED PUTAWAY QTY, 50 TOTAL ORDER, 5470 TOTAL FRESH ORDER QTY, 12909 TOTAL PICKNPACK QTY, 9460 TOTAL DISPATCHED QTY, and TOTAL DELIVERED QTY. Below the KPIs, there are two charts: MONTHS WISE PROCESS CHART and DATE WISE PROCESS CHART. The MONTHS WISE PROCESS CHART shows data for Jun-2020. The DATE WISE PROCESS CHART shows data for 27-06-2020. The URL in the browser is seabirdlogisolutions.co/ngk_sll_wms/admin/order_management_listing.php.


Step II: Click on “Add” Button to create new order.



The screenshot shows the SEABIRD LOGISOLUTIONS Order Management page. At the top, there is a navigation bar with the following menu items: General Info, Warehouse, Inward Management, Outward Management, Store Management, MIS Report, and Upload & HHT Mngt. The 'Outward Management' menu is expanded, showing a sub-menu with the following options: Order Management, Picklist Management, Packing Management, Dispatch Management, and Proof of delivery (POD). The 'Order Management' option is highlighted with a red box. Below the navigation bar, the dashboard displays various KPIs and charts. The KPIs include: 77273 TOTAL INVENTORY QTY, 0 TOTAL GRN QTY, 36 TOTAL DISCREPANCY QTY, 76987 TOTAL AVAILABLE QTY/CONFIRMED PUTAWAY QTY, 50 TOTAL ORDER, 5470 TOTAL FRESH ORDER QTY, 12909 TOTAL PICKNPACK QTY, 9460 TOTAL DISPATCHED QTY, and TOTAL DELIVERED QTY. Below the KPIs, there are two charts: MONTHS WISE PROCESS CHART and DATE WISE PROCESS CHART. The MONTHS WISE PROCESS CHART shows data for Jun-2020. The DATE WISE PROCESS CHART shows data for 27-06-2020. The URL in the browser is seabirdlogisolutions.co/ngk_sll_wms/admin/order_management_listing.php.

Step III: Select the “customer Code”.


SEABIRD
LOGISOLUTIONS


Super Admin-Super Admin, Last Login: 2020-06-27 00:44:00

General Info
Warehouse
Inward Management
Outward Management
Store Management
MIS Report
Upload & HHT Mngt

Order Details Order Product

Customer Information

Customer Code *

search

SD0100013
SD0100015
SD0100014
SD0100010
SD0100021
SD0100008
SD0100009
SD0100006
SD0100003
SD0100004

Billing Address

Contact Person Name *

Address *

State *

Phone Number

Shipping Address

☐ Same as billing

Contact Person Name *

Address *

City/State/Pincode *

Phone Number

Order Details

Order Date *
27-06-2020

Sales Delivery No. *

Order Type *
Dispatch Order


Order priority *
Normal


Remarks

SAVE & CONTINUE

BACK

Step IV: Press “Tick mark” if the billing address and shipping address is same.


SEABIRD
LOGISOLUTIONS


Super Admin-Super Admin, Last Login: 2020-06-27 00:44:00

General Info
Warehouse
Inward Management
Outward Management
Store Management
MIS Report
Upload & HHT Mngt

Order Details Order Product

Customer Information

Customer Code *

SD0100015

Customer Name *
MARUTI SUZUKI INDIA LIMITED

E-mail

Phone Number
9800098000

Billing Address

Contact Person Name *
SPIL MSR

Address *
MANESAR POWERTRAIN PLANT- PLOT NO

State *
Haryana

Phone Number
9800098000

Shipping Address

☒ Same as billing

Contact Person Name *

Address *

City/State/Pincode *

Phone Number

Order Details

Order Date *
27-06-2020

Sales Delivery No. *

Order Type *
Dispatch Order

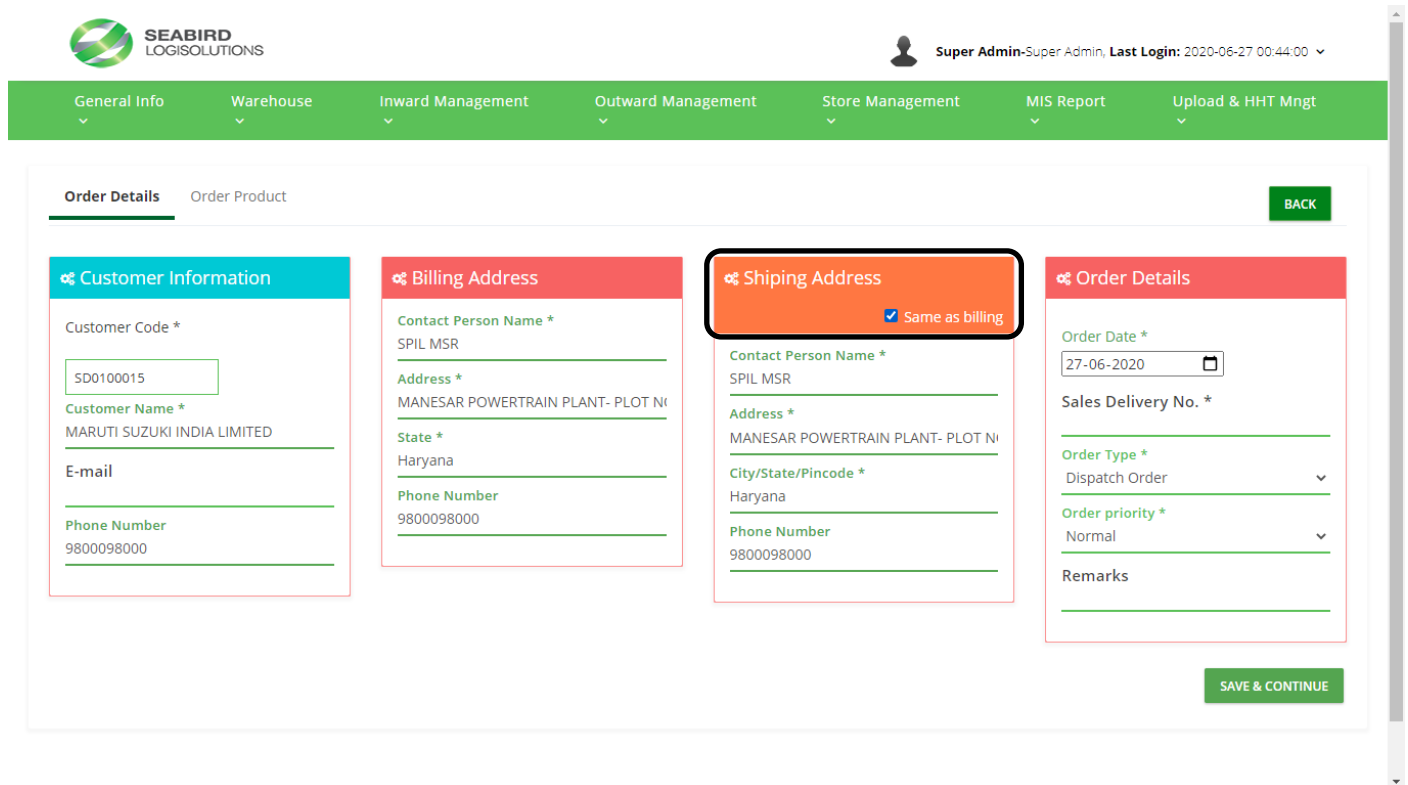
Order priority *
Normal

Remarks

SAVE & CONTINUE

BACK

Step V: The data in the shipping address fills automatically if the tick marked on same as billing.



SEABIRD LOGISOLUTIONS Super Admin-Super Admin, Last Login: 2020-06-27 00:44:00

General Info Warehouse Inward Management Outward Management Store Management MIS Report Upload & HHT Mngt

Order Details Order Product BACK

Customer Information

Customer Code *

SD0100015

Customer Name *

MARUTI SUZUKI INDIA LIMITED

E-mail

Phone Number

9800098000

Billing Address

Contact Person Name *

SPIL MSR

Address *

MANESAR POWERTRAIN PLANT- PLOT N

State *

Haryana

Phone Number

9800098000

Shipping Address

☒ Same as billing

Contact Person Name *

SPIL MSR

Address *

MANESAR POWERTRAIN PLANT- PLOT N

City/State/Pincode *

Haryana

Phone Number

9800098000

Order Details

Order Date *

27-06-2020

Sales Delivery No. *

Order Type *

Dispatch Order

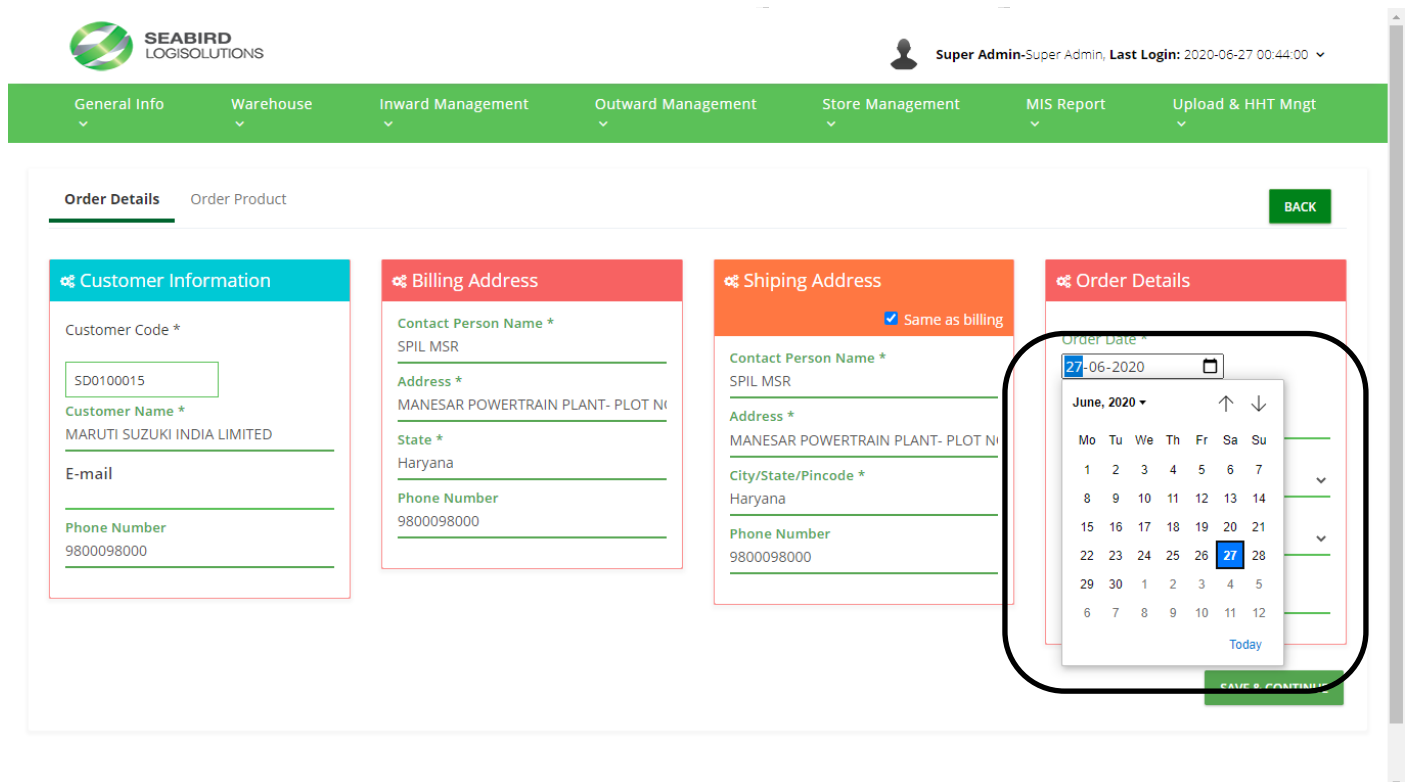
Order priority *

Normal

Remarks

SAVE & CONTINUE

Step VI: Select the "Order Date".



SEABIRD LOGISOLUTIONS Super Admin-Super Admin, Last Login: 2020-06-27 00:44:00

General Info Warehouse Inward Management Outward Management Store Management MIS Report Upload & HHT Mngt

Order Details Order Product BACK

Customer Information

Customer Code *

SD0100015

Customer Name *

MARUTI SUZUKI INDIA LIMITED

E-mail

Phone Number

9800098000

Billing Address

Contact Person Name *

SPIL MSR

Address *

MANESAR POWERTRAIN PLANT- PLOT N

State *

Haryana

Phone Number

9800098000

Shipping Address

☒ Same as billing

Contact Person Name *

SPIL MSR

Address *

MANESAR POWERTRAIN PLANT- PLOT N

City/State/Pincode *

Haryana

Phone Number

9800098000

Order Details

Order Date *

27-06-2020

Sales Delivery No. *

Order Type *

Dispatch Order


Order priority *


Normal

Remarks

SAVE & CONTINUE

Step VII: Enter the “Sales Delivery Number”.


SEABIRD
LOGISOLUTIONS


Super Admin-Super Admin, Last Login: 2020-06-27 00:44:00

General Info
 Warehouse
 Inward Management
 Outward Management
 Store Management
 MIS Report
 Upload & HHT Mngt

Order Details
 Order Product

BACK

Customer Information

Customer Code *

Customer Name *

E-mail

Phone Number

Billing Address

Contact Person Name *

Address *

State *

Phone Number

Shipping Address

☒ Same as billing

Contact Person Name *

Address *

City/State/Pincode *

Phone Number

Order Details

Order Date *

Sales Delivery No. *


Order Type *


Order priority *

Remarks

SAVE & CONTINUE

Step VIII: Select the “Order Type”.


SEABIRD
LOGISOLUTIONS


Super Admin-Super Admin, Last Login: 2020-06-27 00:44:00

General Info
 Warehouse
 Inward Management
 Outward Management
 Store Management
 MIS Report
 Upload & HHT Mngt

Order Details
 Order Product

BACK

Customer Information

Customer Code *

Customer Name *

E-mail

Phone Number

Billing Address

Contact Person Name *

Address *

State *

Phone Number

Shipping Address

☒ Same as billing

Contact Person Name *

Address *

City/State/Pincode *

Phone Number

Order Details

Order Date *

Sales Delivery No. *


Order Type *


Order priority *

Remarks

SAVE & CONTINUE

Step IX: Select the “Order Priority”.


SEABIRD
LOGISOLUTIONS


Super Admin-Super Admin, Last Login: 2020-06-27 00:44:00

General Info
 Warehouse
 Inward Management
 Outward Management
 Store Management
 MIS Report
 Upload & HHT Mngt

Order Details Order Product

Customer Information

Customer Code *

Customer Name *

E-mail

Phone Number

Billing Address

Contact Person Name *

Address *

State *

Phone Number

Shipping Address

☒ Same as billing

Contact Person Name *

Address *

City/State/Pincode *

Phone Number

Order Details

Order Date *

Sales Delivery No. *

Order Type *


Order priority *


Normal
Normal
 High
 Low

BACK

SAVE & CONTINUE

Step X: Enter the remark.


SEABIRD
LOGISOLUTIONS


Super Admin-Super Admin, Last Login: 2020-06-27 00:44:00

General Info
 Warehouse
 Inward Management
 Outward Management
 Store Management
 MIS Report
 Upload & HHT Mngt

Order Details Order Product

Customer Information

Customer Code *

Customer Name *

E-mail

Phone Number

Billing Address

Contact Person Name *

Address *

State *

Phone Number

Shipping Address

☒ Same as billing

Contact Person Name *

Address *

City/State/Pincode *

Phone Number

Order Details

Order Date *

Sales Delivery No. *

Order Type *


Order priority *


Remarks

BACK

SAVE & CONTINUE

Step XI: Press “Save & Continue”.


SEABIRD
LOGISOLUTIONS


Super Admin-Super Admin, Last Login: 2020-06-27 00:44:00

General Info
Warehouse
Inward Management
Outward Management
Store Management
MIS Report
Upload & HHT Mngt

Order Details Order Product

Customer Information

Customer Code *

Customer Name *

E-mail

Phone Number

Billing Address

Contact Person Name *

Address *

State *

Phone Number

Shipping Address

☒ Same as billing

Contact Person Name *

Address *

City/State/Pincode *

Phone Number

Order Details

Order Date *

Sales Delivery No. *


Order Type *


Order priority *

Remarks

SAVE & CONTINUE

Step XII: Select the Product code.


SEABIRD
LOGISOLUTIONS


Super Admin-Super Admin, Last Login: 2020-06-27 00:44:00

General Info
Warehouse
Inward Management
Outward Management
Store Management
MIS Report
Upload & HHT Mngt

Order Details **Order Product**

Customer Name : SPIL MSR, Customer code : SD0100015
Sale Order Number : 0712047250

Product Code	Product Description	Packing Configuration	Available Qty	Required QTY	
					ADD

Added Order Product Summary

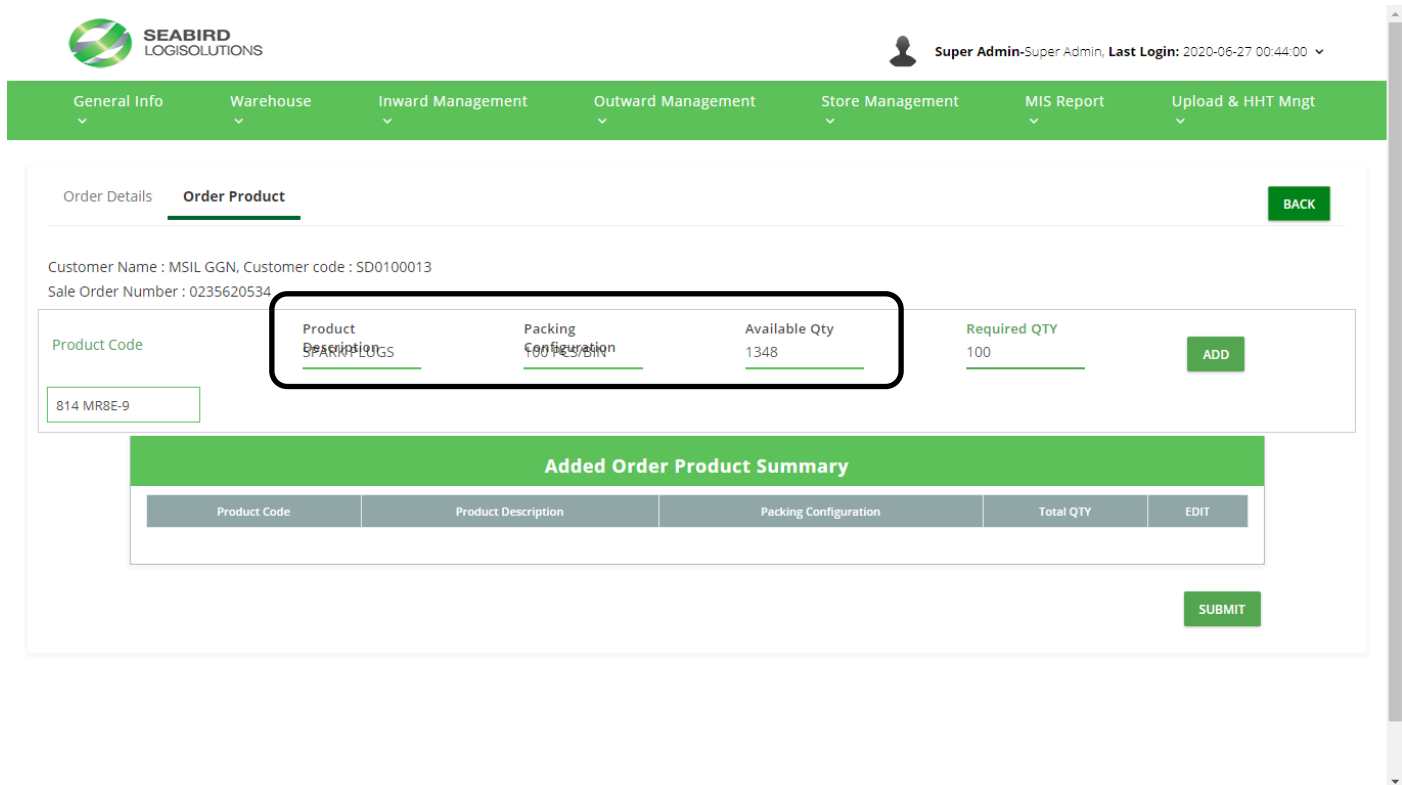
Product Code	Product Description	Packing Configuration	Total QTY	EDIT

SUBMIT

Please Select

Please Select
 803 CPR8EA-9
 803 CR9E
 803 MR8E-9
 903 DR8EA
 903 LR6E
 903 SD05FFK
 803 CPR8EA-9 A
 803 CR6HSA
 803 CPR7FA-9

Step XIII: The description, packing and available stock will reflect on screen.



Order Details **Order Product** BACK

Customer Name : MSIL GGN, Customer code : SD0100013
Sale Order Number : 0235620534

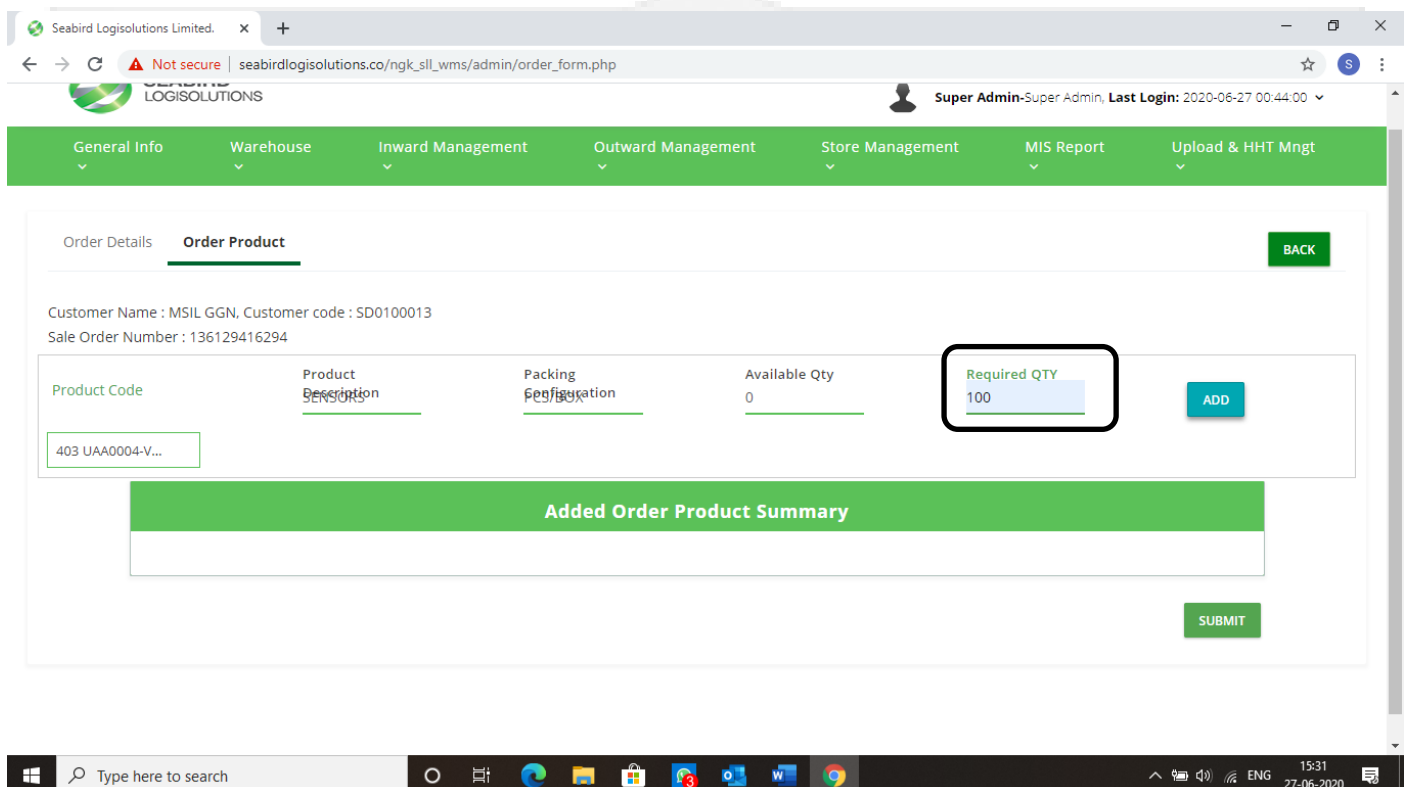
Product Code	Product Description	Packing Configuration	Available Qty	Required QTY	
814 MR8E-9	SPARK PLUGS	100 PCS BIN	1348	100	ADD

Added Order Product Summary

Product Code	Product Description	Packing Configuration	Total QTY	EDIT
--------------	---------------------	-----------------------	-----------	------


SUBMIT

Step XIV: Enter the order quantity.



Seabird Logisolutions Limited. x +

← → ↻ ⚠ Not secure | seabirdlogisolutions.co/ngk_sll_wms/admin/order_form.php ☆ S ⋮

 **SEABIRD** LOGISOLUTIONS Super Admin-Super Admin, Last Login: 2020-06-27 00:44:00

General Info Warehouse Inward Management Outward Management Store Management MIS Report Upload & HHT Mngt

Order Details **Order Product** BACK

Customer Name : MSIL GGN, Customer code : SD0100013
Sale Order Number : 136129416294

Product Code	Product Description	Packing Configuration	Available Qty	Required QTY	
403 UAA0004-V...	SENSORS	100 PCS	0	100	ADD

Added Order Product Summary

Product Code	Product Description	Packing Configuration	Total QTY	EDIT
--------------	---------------------	-----------------------	-----------	------

SUBMIT

Windows Taskbar: Type here to search | 15:31 27-06-2020

Step XV: Click on “Add” button.

Seabird Logisolutions Limited. x +

Not secure | seabirdlogisolutions.co/ngk_sll_wms/admin/order_form.php

Super Admin-Super Admin, Last Login: 2020-06-27 00:44:00

General Info Warehouse Inward Management Outward Management Store Management MIS Report Upload & HHT Mngt

Order Details **Order Product** BACK

Customer Name : MSIL GGN, Customer code : SD0100013
Sale Order Number : 136129416294

Product Code	Product Description	Packing Configuration	Available Qty	Required QTY	
403 UAA0004-V...					ADD

Added Order Product Summary

Product Code	Product Description	Packing Configuration	Total QTY	EDIT
403 UAA0004-VW007	SENSORS	PCS/BOX	100	EDIT

SUBMIT

Type here to search

13:31 27-06-2020

Step XVI: Press “Submit” to save the order.

SEABIRD LOGISOLUTIONS

Super Admin-Super Admin, Last Login: 2020-06-27 00:44:00

General Info Warehouse Inward Management Outward Management Store Management MIS Report Upload & HHT Mngt

Order Details **Order Product** BACK

Customer Name : MSIL GGN, Customer code : SD0100013
Sale Order Number : 136129416294

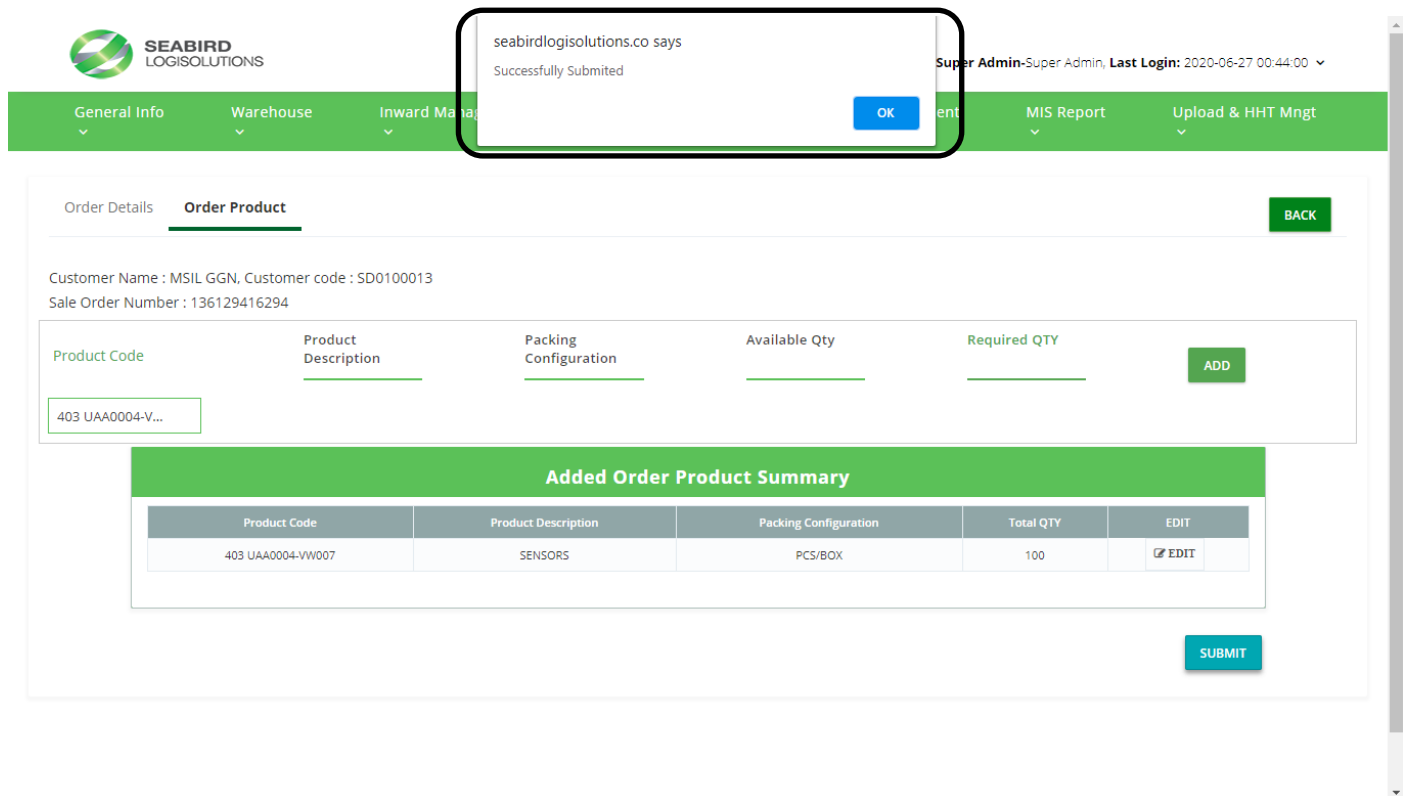
Product Code	Product Description	Packing Configuration	Available Qty	Required QTY	
403 UAA0004-V...					ADD

Added Order Product Summary

Product Code	Product Description	Packing Configuration	Total QTY	EDIT
403 UAA0004-VW007	SENSORS	PCS/BOX	100	EDIT

SUBMIT

Step XVII: Press “OK” on the popup received.



seabirdlogisolutions.co says
Successfully Submitted

Super Admin-Super Admin, Last Login: 2020-06-27 00:44:00

General Info Warehouse Inward Material Management MIS Report Upload & HHT Mngt

Order Details **Order Product** BACK

Customer Name : MSIL GGN, Customer code : SD0100013
Sale Order Number : 136129416294

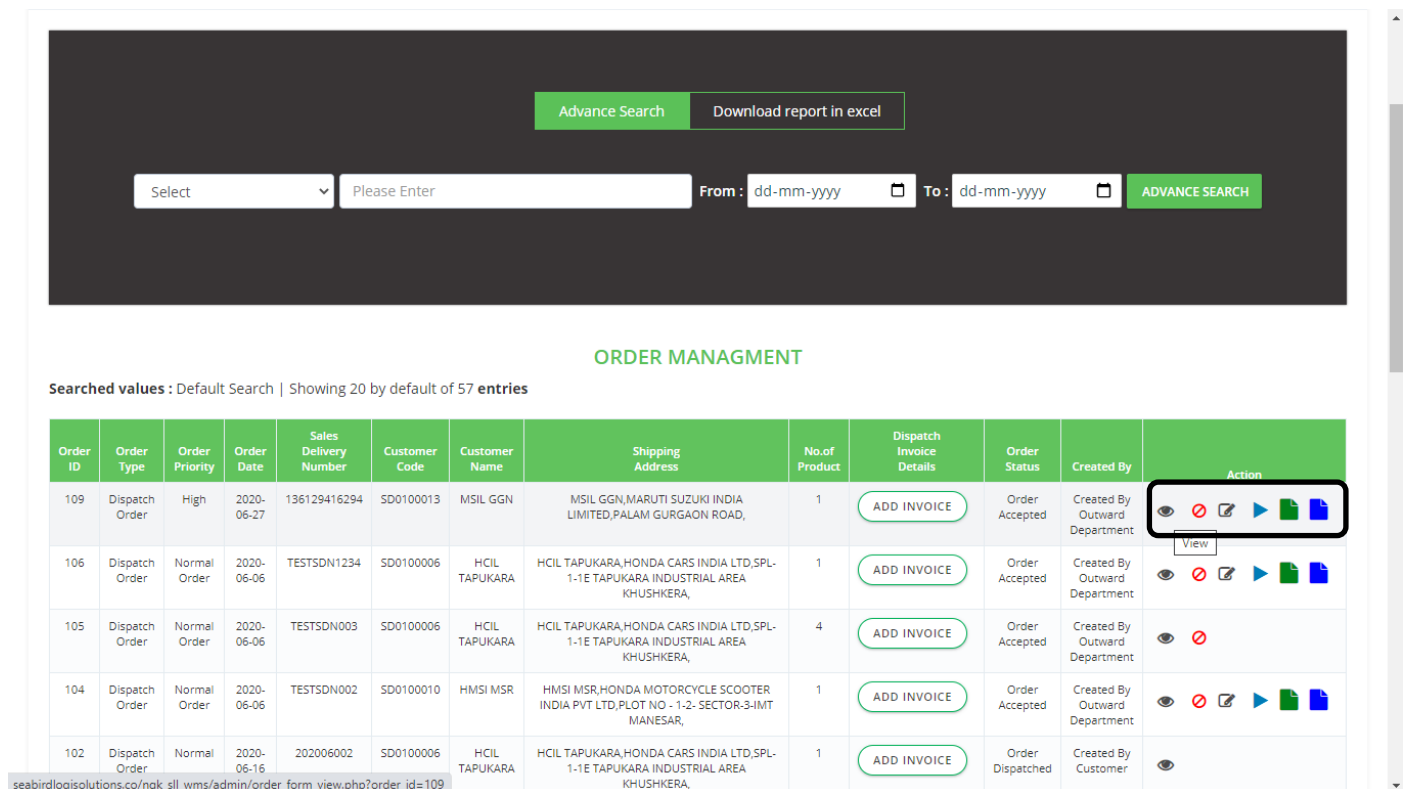
Product Code	Product Description	Packing Configuration	Available Qty	Required QTY	
403 UAA0004-V...					ADD

Added Order Product Summary

Product Code	Product Description	Packing Configuration	Total QTY	EDIT
403 UAA0004-VW007	SENSORS	PCS/BOX	100	EDIT

SUBMIT

Step XVIII: Use the action bar to add, view, cancel and generate picklist of the material.



Advance Search Download report in excel

Select ▼ Please Enter From: dd-mm-yyyy To: dd-mm-yyyy ADVANCE SEARCH

ORDER MANAGEMENT

Searched values : Default Search | Showing 20 by default of 57 entries

Order ID	Order Type	Order Priority	Order Date	Sales Delivery Number	Customer Code	Customer Name	Shipping Address	No. of Product	Dispatch Invoice Details	Order Status	Created By	Action
109	Dispatch Order	High	2020-06-27	136129416294	SD0100013	MSIL GGN	MSIL GGN,MARUTI SUZUKI INDIA LIMITED,PALAM GURGAON ROAD,	1	ADD INVOICE	Order Accepted	Created By Outward Department	View ✖ 📄 📄 📄
106	Dispatch Order	Normal Order	2020-06-06	TESTSDN1234	SD0100006	HCIL TAPUKARA	HCIL TAPUKARA HONDA CARS INDIA LTD,SPL-1-1E TAPUKARA INDUSTRIAL AREA KHUSHKERA,	1	ADD INVOICE	Order Accepted	Created By Outward Department	View ✖ 📄 📄 📄
105	Dispatch Order	Normal Order	2020-06-06	TESTSDN003	SD0100006	HCIL TAPUKARA	HCIL TAPUKARA HONDA CARS INDIA LTD,SPL-1-1E TAPUKARA INDUSTRIAL AREA KHUSHKERA,	4	ADD INVOICE	Order Accepted	Created By Outward Department	View ✖
104	Dispatch Order	Normal Order	2020-06-06	TESTSDN002	SD0100010	HMSI MSR	HMSI MSR,HONDA MOTORCYCLE SCOOTER INDIA PVT LTD,PLOT NO - 1-2-SECTOR-3-JMT MANESAR,	1	ADD INVOICE	Order Accepted	Created By Outward Department	View ✖ 📄 📄 📄
102	Dispatch Order	Normal	2020-06-16	202006002	SD0100006	HCIL TAPUKARA	HCIL TAPUKARA HONDA CARS INDIA LTD,SPL-1-1E TAPUKARA INDUSTRIAL AREA KHUSHKERA,	1	ADD INVOICE	Order Dispatched	Created By Customer	View

seabirdlogisolutions.co/ngk_sll_wms/admin/order_form_view.php?order_id=109

Step XIX: Click on “eye” button to view the order details.

Advance Search
Download report in excel

Select

▼

Please Enter

From : dd-mm-yyyy

To : dd-mm-yyyy

ADVANCE SEARCH

ORDER MANAGMENT

Searched values : Default Search | Showing 20 by default of 57 entries

Order ID	Order Type	Order Priority	Order Date	Sales Delivery Number	Customer Code	Customer Name	Shipping Address	No.of Product	Dispatch Invoice Details	Order Status	Created By	Action
109	Dispatch Order	High	2020-06-27	136129416294	SD0100013	MSIL GGN	MSIL GGN,MARUTI SUZUKI INDIA LIMITED,PALAM GURGAON ROAD,	1	ADD INVOICE	Order Accepted	Created By Outward Department	
106	Dispatch Order	Normal	2020-06-06	TESTSDN1234	SD0100006	HCIL TAPUKARA	HCIL TAPUKARA,HONDA CARS INDIA LTD,SPL-1-1E TAPUKARA INDUSTRIAL AREA KHUSHKERA,	1	ADD INVOICE	Order Accepted	Created By Outward Department	
105	Dispatch Order	Normal	2020-06-06	TESTSDN003	SD0100006	HCIL TAPUKARA	HCIL TAPUKARA,HONDA CARS INDIA LTD,SPL-1-1E TAPUKARA INDUSTRIAL AREA KHUSHKERA,	4	ADD INVOICE	Order Accepted	Created By Outward Department	
104	Dispatch Order	Normal	2020-06-06	TESTSDN002	SD0100010	HMSI MSR	HMSI MSR,HONDA MOTORCYCLE SCOOTER INDIA PVT LTD,PLOT NO - 1-2- SECTOR-3-JMT MANESAR,	1	ADD INVOICE	Order Accepted	Created By Outward Department	
102	Dispatch Order	Normal	2020-06-16	202006002	SD0100006	HCIL TAPUKARA	HCIL TAPUKARA,HONDA CARS INDIA LTD,SPL-1-1E TAPUKARA INDUSTRIAL AREA KHUSHKERA,	1	ADD INVOICE	Order Dispatched	Created By Customer	

seabirdlogisolutions.co/ngk_sll/wms/admin/order_form_view.php?order_id=109

Step XX: Click on “Cancel” button to cancel the order.

Advance Search
Download report in excel

Select

▼

Please Enter

From : dd-mm-yyyy

To : dd-mm-yyyy

ADVANCE SEARCH

ORDER MANAGMENT

Searched values : Default Search | Showing 20 by default of 57 entries

Order ID	Order Type	Order Priority	Order Date	Sales Delivery Number	Customer Code	Customer Name	Shipping Address	No.of Product	Dispatch Invoice Details	Order Status	Created By	Action
109	Dispatch Order	High	2020-06-27	136129416294	SD0100013	MSIL GGN	MSIL GGN,MARUTI SUZUKI INDIA LIMITED,PALAM GURGAON ROAD,	1	ADD INVOICE	Order Accepted	Created By Outward Department	
106	Dispatch Order	Normal	2020-06-06	TESTSDN1234	SD0100006	HCIL TAPUKARA	HCIL TAPUKARA,HONDA CARS INDIA LTD,SPL-1-1E TAPUKARA INDUSTRIAL AREA KHUSHKERA,	1	ADD INVOICE	Order Accepted	Created By Outward Department	
105	Dispatch Order	Normal	2020-06-06	TESTSDN003	SD0100006	HCIL TAPUKARA	HCIL TAPUKARA,HONDA CARS INDIA LTD,SPL-1-1E TAPUKARA INDUSTRIAL AREA KHUSHKERA,	4	ADD INVOICE	Order Accepted	Created By Outward Department	
104	Dispatch Order	Normal	2020-06-06	TESTSDN002	SD0100010	HMSI MSR	HMSI MSR,HONDA MOTORCYCLE SCOOTER INDIA PVT LTD,PLOT NO - 1-2- SECTOR-3-JMT MANESAR,	1	ADD INVOICE	Order Accepted	Created By Outward Department	
102	Dispatch Order	Normal	2020-06-16	202006002	SD0100006	HCIL TAPUKARA	HCIL TAPUKARA,HONDA CARS INDIA LTD,SPL-1-1E TAPUKARA INDUSTRIAL AREA KHUSHKERA,	1	ADD INVOICE	Order Dispatched	Created By Customer	

seabirdlogisolutions.co/ngk_sll/wms/admin/order_managment_listing.php?id=109

Step XXI: Click on “Edit” button to edit the customer order.

Advance Search
Download report in excel

Select

v

Please Enter

From :

dd-mm-yyyy

📅

To :

dd-mm-yyyy

📅

ADVANCE SEARCH

ORDER MANAGMENT

Searched values : Default Search | Showing 20 by default of 57 entries

Order ID	Order Type	Order Priority	Order Date	Sales Delivery Number	Customer Code	Customer Name	Shipping Address	No.of Product	Dispatch Invoice Details	Order Status	Created By	Action
109	Dispatch Order	High	2020-06-27	136129416294	SD0100013	MSIL GGN	MSIL GGN,MARUTI SUZUKI INDIA LIMITED,PALAM GURGAON ROAD,	1	ADD INVOICE	Order Accepted	Created By Outward Department	<div style="display: flex; gap: 5px;"> <div style="color: #ccc;">👁</div> <div style="color: #ccc;">✖</div> <div style="color: #ccc;">📄</div> <div style="color: #ccc;">🔍</div> <div style="color: #ccc;">📄</div> <div style="color: #ccc;">📄</div> </div> <div style="border: 1px solid #007bff; padding: 2px; display: inline-block; color: #007bff;">Edit</div>
106	Dispatch Order	Normal	2020-06-06	TESTSDN1234	SD0100006	HCIL TAPUKARA	HCIL TAPUKARA,HONDA CARS INDIA LTD,SPL-1-1E TAPUKARA INDUSTRIAL AREA KHUSHKERA,	1	ADD INVOICE	Order Accepted	Created By Outward Department	<div style="display: flex; gap: 5px;"> <div style="color: #ccc;">👁</div> <div style="color: #ccc;">✖</div> <div style="color: #ccc;">📄</div> <div style="color: #ccc;">🔍</div> <div style="color: #ccc;">📄</div> <div style="color: #ccc;">📄</div> </div>
105	Dispatch Order	Normal	2020-06-06	TESTSDN003	SD0100006	HCIL TAPUKARA	HCIL TAPUKARA,HONDA CARS INDIA LTD,SPL-1-1E TAPUKARA INDUSTRIAL AREA KHUSHKERA,	4	ADD INVOICE	Order Accepted	Created By Outward Department	<div style="display: flex; gap: 5px;"> <div style="color: #ccc;">👁</div> <div style="color: #ccc;">✖</div> </div>
104	Dispatch Order	Normal	2020-06-06	TESTSDN002	SD0100010	HMSI MSR	HMSI MSR,HONDA MOTORCYCLE SCOOTER INDIA PVT LTD,PLOT NO - 1-2- SECTOR-3-JMT MANESAR,	1	ADD INVOICE	Order Accepted	Created By Outward Department	<div style="display: flex; gap: 5px;"> <div style="color: #ccc;">👁</div> <div style="color: #ccc;">✖</div> <div style="color: #ccc;">📄</div> <div style="color: #ccc;">🔍</div> <div style="color: #ccc;">📄</div> <div style="color: #ccc;">📄</div> </div>
102	Dispatch Order	Normal	2020-06-16	202006002	SD0100006	HCIL TAPUKARA	HCIL TAPUKARA,HONDA CARS INDIA LTD,SPL-1-1E TAPUKARA INDUSTRIAL AREA KHUSHKERA,	1	ADD INVOICE	Order Dispatched	Created By Customer	<div style="display: flex; gap: 5px;"> <div style="color: #ccc;">👁</div> </div>

seabirdlogisolutions.co/ngk_sll_wms/admin/order_form.php?order_id=109

Step XXII: Click on “Play” button to generate the picklist.

Advance Search
Download report in excel

Select

v

Please Enter

From :

dd-mm-yyyy

📅

To :

dd-mm-yyyy

📅

ADVANCE SEARCH

ORDER MANAGMENT

Searched values : Default Search | Showing 20 by default of 57 entries

Order ID	Order Type	Order Priority	Order Date	Sales Delivery Number	Customer Code	Customer Name	Shipping Address	No.of Product	Dispatch Invoice Details	Order Status	Created By	Action
109	Dispatch Order	High	2020-06-27	136129416294	SD0100013	MSIL GGN	MSIL GGN,MARUTI SUZUKI INDIA LIMITED,PALAM GURGAON ROAD,	1	ADD INVOICE	Order Accepted	Created By Outward Department	<div style="display: flex; gap: 5px;"> <div style="color: #ccc;">👁</div> <div style="color: #ccc;">✖</div> <div style="color: #ccc;">📄</div> <div style="color: #ccc;">🔍</div> <div style="color: #ccc;">📄</div> <div style="color: #ccc;">📄</div> </div> <div style="border: 1px solid #007bff; padding: 2px; display: inline-block; color: #007bff;">Generate Picklist Option</div>
106	Dispatch Order	Normal	2020-06-06	TESTSDN1234	SD0100006	HCIL TAPUKARA	HCIL TAPUKARA,HONDA CARS INDIA LTD,SPL-1-1E TAPUKARA INDUSTRIAL AREA KHUSHKERA,	1	ADD INVOICE	Order Accepted	Created By Outward Department	<div style="display: flex; gap: 5px;"> <div style="color: #ccc;">👁</div> <div style="color: #ccc;">✖</div> <div style="color: #ccc;">📄</div> <div style="color: #ccc;">🔍</div> <div style="color: #ccc;">📄</div> <div style="color: #ccc;">📄</div> </div>
105	Dispatch Order	Normal	2020-06-06	TESTSDN003	SD0100006	HCIL TAPUKARA	HCIL TAPUKARA,HONDA CARS INDIA LTD,SPL-1-1E TAPUKARA INDUSTRIAL AREA KHUSHKERA,	4	ADD INVOICE	Order Accepted	Created By Outward Department	<div style="display: flex; gap: 5px;"> <div style="color: #ccc;">👁</div> <div style="color: #ccc;">✖</div> </div>
104	Dispatch Order	Normal	2020-06-06	TESTSDN002	SD0100010	HMSI MSR	HMSI MSR,HONDA MOTORCYCLE SCOOTER INDIA PVT LTD,PLOT NO - 1-2- SECTOR-3-JMT MANESAR,	1	ADD INVOICE	Order Accepted	Created By Outward Department	<div style="display: flex; gap: 5px;"> <div style="color: #ccc;">👁</div> <div style="color: #ccc;">✖</div> <div style="color: #ccc;">📄</div> <div style="color: #ccc;">🔍</div> <div style="color: #ccc;">📄</div> <div style="color: #ccc;">📄</div> </div>
102	Dispatch Order	Normal	2020-06-16	202006002	SD0100006	HCIL TAPUKARA	HCIL TAPUKARA,HONDA CARS INDIA LTD,SPL-1-1E TAPUKARA INDUSTRIAL AREA KHUSHKERA,	1	ADD INVOICE	Order Dispatched	Created By Customer	<div style="display: flex; gap: 5px;"> <div style="color: #ccc;">👁</div> </div>

seabirdlogisolutions.co/ngk_sll_wms/admin/picklist_generation.php?order_id=109

Step XXIII: Click on “Green Document” button to generate picklist batch wise.

Advance Search
Download report in excel

Select

▼

Please Enter



















From : dd-mm-yyyy

To : dd-mm-yyyy

ADVANCE SEARCH

ORDER MANAGMENT

Searched values : Default Search | Showing 20 by default of 57 entries

Order ID	Order Type	Order Priority	Order Date	Sales Delivery Number	Customer Code	Customer Name	Shipping Address	No.of Product	Dispatch Invoice Details	Order Status	Created By	Action
109	Dispatch Order	High	2020-06-27	136129416294	SD0100013	MSIL GGN	MSIL GGN,MARUTI SUZUKI INDIA LIMITED,PALAM GURGAON ROAD,	1	ADD INVOICE	Order Accepted	Created By Outward Department	    
106	Dispatch Order	Normal	2020-06-06	TESTSDN1234	SD0100006	HCIL TAPUKARA	HCIL TAPUKARA,HONDA CARS INDIA LTD,SPL-1-1E TAPUKARA INDUSTRIAL AREA KHUSHKERA,	1	ADD INVOICE	Order Accepted	Created By Outward Department	    
105	Dispatch Order	Normal	2020-06-06	TESTSDN003	SD0100006	HCIL TAPUKARA	HCIL TAPUKARA,HONDA CARS INDIA LTD,SPL-1-1E TAPUKARA INDUSTRIAL AREA KHUSHKERA,	4	ADD INVOICE	Order Accepted	Created By Outward Department	 
104	Dispatch Order	Normal	2020-06-06	TESTSDN002	SD0100010	HMSI MSR	HMSI MSR,HONDA MOTORCYCLE SCOOTER INDIA PVT LTD,PLOT NO - 1-2- SECTOR-3-JMT MANESAR,	1	ADD INVOICE	Order Accepted	Created By Outward Department	    
102	Dispatch Order	Normal	2020-06-16	202006002	SD0100006	HCIL TAPUKARA	HCIL TAPUKARA,HONDA CARS INDIA LTD,SPL-1-1E TAPUKARA INDUSTRIAL AREA KHUSHKERA,	1	ADD INVOICE	Order Dispatched	Created By Customer	

seabirdlogisolutions.co/ngk_sll_wms/admin/generate_picklist_auto.php?order_id=...

Step XXIV: Click on “Blue Document” button to generate picklist lot wise.

Advance Search
Download report in excel

Select

▼

Please Enter



















From : dd-mm-yyyy

To : dd-mm-yyyy

ADVANCE SEARCH

ORDER MANAGMENT

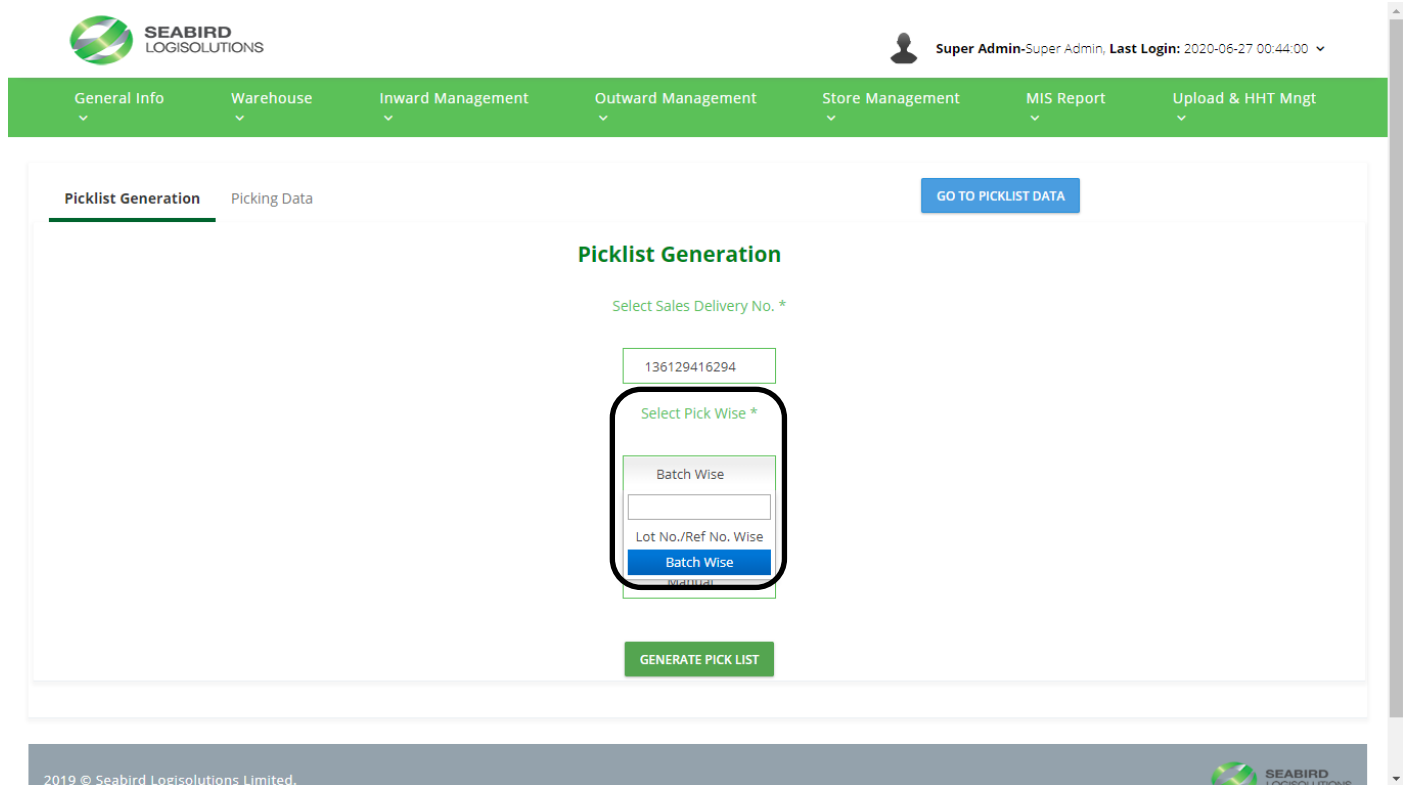
Searched values : Default Search | Showing 20 by default of 57 entries

Order ID	Order Type	Order Priority	Order Date	Sales Delivery Number	Customer Code	Customer Name	Shipping Address	No.of Product	Dispatch Invoice Details	Order Status	Created By	Action
109	Dispatch Order	High	2020-06-27	136129416294	SD0100013	MSIL GGN	MSIL GGN,MARUTI SUZUKI INDIA LIMITED,PALAM GURGAON ROAD,	1	ADD INVOICE	Order Accepted	Created By Outward Department	    
106	Dispatch Order	Normal	2020-06-06	TESTSDN1234	SD0100006	HCIL TAPUKARA	HCIL TAPUKARA,HONDA CARS INDIA LTD,SPL-1-1E TAPUKARA INDUSTRIAL AREA KHUSHKERA,	1	ADD INVOICE	Order Accepted	Created By Outward Department	    
105	Dispatch Order	Normal	2020-06-06	TESTSDN003	SD0100006	HCIL TAPUKARA	HCIL TAPUKARA,HONDA CARS INDIA LTD,SPL-1-1E TAPUKARA INDUSTRIAL AREA KHUSHKERA,	4	ADD INVOICE	Order Accepted	Created By Outward Department	 
104	Dispatch Order	Normal	2020-06-06	TESTSDN002	SD0100010	HMSI MSR	HMSI MSR,HONDA MOTORCYCLE SCOOTER INDIA PVT LTD,PLOT NO - 1-2- SECTOR-3-JMT MANESAR,	1	ADD INVOICE	Order Accepted	Created By Outward Department	    
102	Dispatch Order	Normal	2020-06-16	202006002	SD0100006	HCIL TAPUKARA	HCIL TAPUKARA,HONDA CARS INDIA LTD,SPL-1-1E TAPUKARA INDUSTRIAL AREA KHUSHKERA,	1	ADD INVOICE	Order Dispatched	Created By Customer	

seabirdlogisolutions.co/ngk_sll_wms/admin/generate_picklist_auto.php?order_id=109&pick_id_drop=1&picktype=2 SHKERA,

PICKLIST MANAGEMENT

Step I: Select the material allocation for picking.

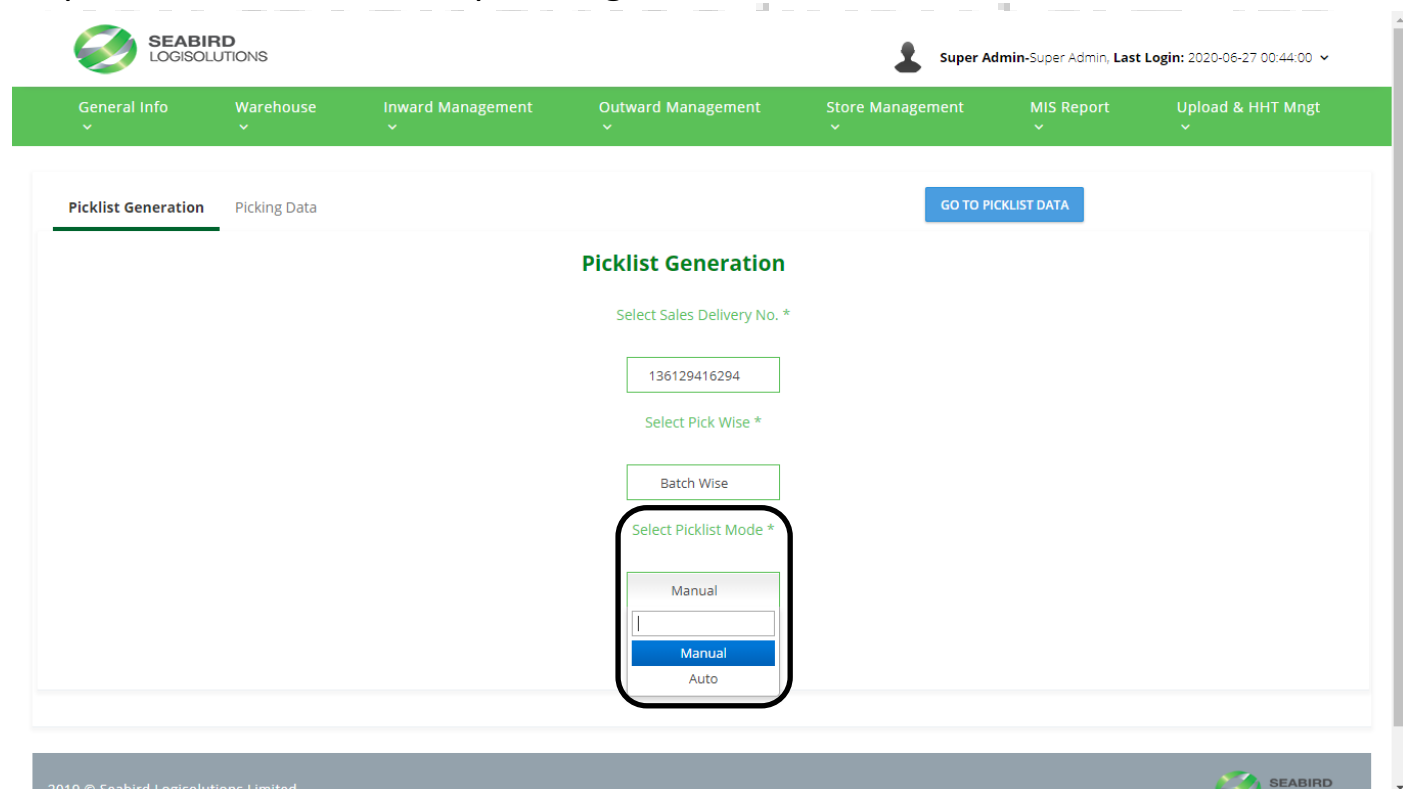


The screenshot shows the 'Picklist Generation' page in the SEABIRD LOGISOLUTIONS system. The user is logged in as 'Super Admin-Super Admin' with a last login of '2020-06-27 00:44:00'. The navigation bar includes 'General Info', 'Warehouse', 'Inward Management', 'Outward Management', 'Store Management', 'MIS Report', and 'Upload & HHT Mngt'. The 'Picklist Generation' tab is active, and the 'Picking Data' sub-tab is selected. A 'GO TO PICKLIST DATA' button is visible. The main form area is titled 'Picklist Generation' and contains the following fields and buttons:

- 'Select Sales Delivery No. *' with a text input field containing '136129416294'.
- 'Select Pick Wise *' with a dropdown menu showing 'Batch Wise' selected. Below the dropdown is a text input field for 'Lot No./Ref No. Wise' and a 'Batch Wise' button.
- 'GENERATE PICK LIST' button.

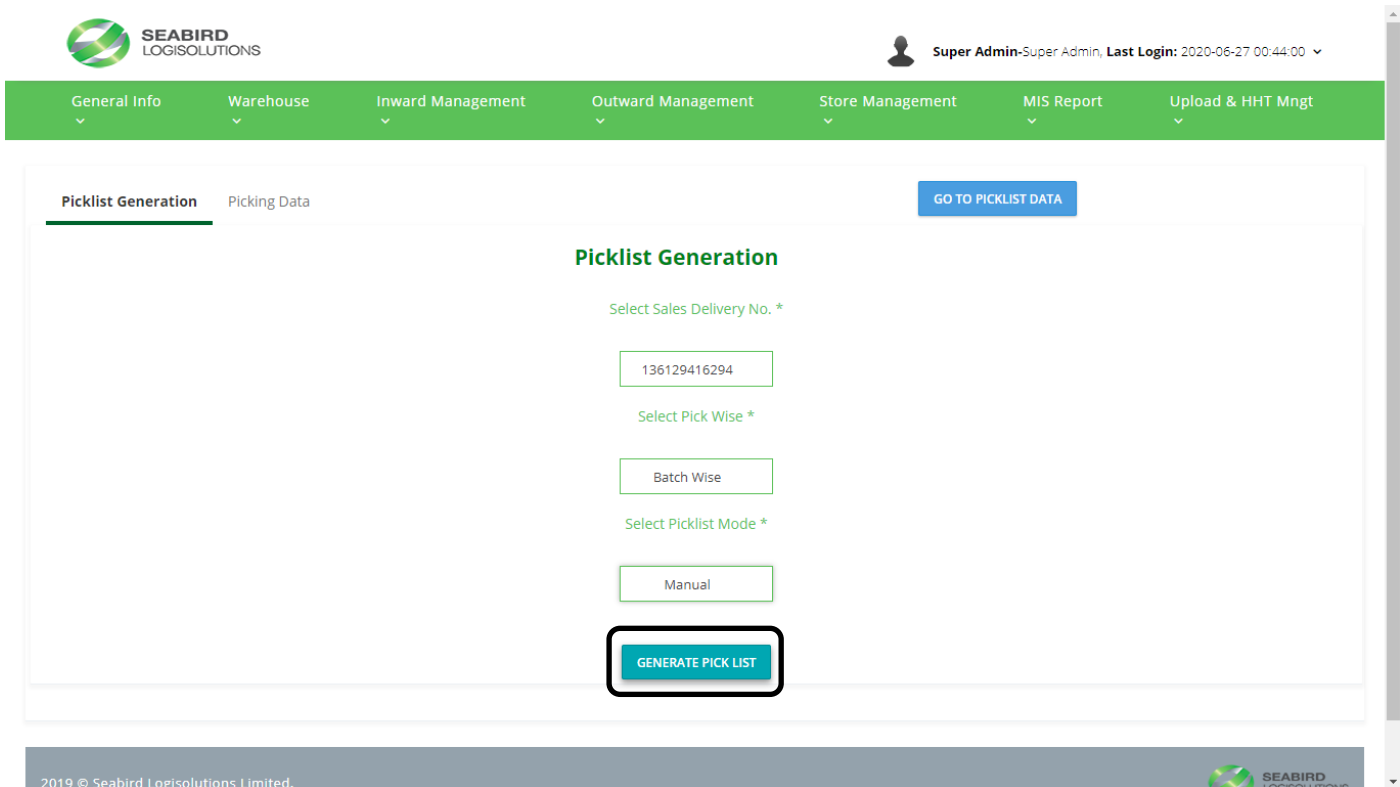
At the bottom of the page, there is a footer with '2019 © Seabird Logisolutions Limited.' and the SEABIRD LOGISOLUTIONS logo.

Step II: Select the mode of picklist generation.



The screenshot shows the 'Picklist Generation' page in the SEABIRD LOGISOLUTIONS system, identical to the previous one, but with the 'Select Picklist Mode *' dropdown menu open. The dropdown menu shows 'Manual' selected and 'Auto' as an option. The 'Batch Wise' button is also visible. The rest of the interface remains the same.

Step III: Press “generate picklist” button.



SEABIRD LOGISOLUTIONS Super Admin-Super Admin, Last Login: 2020-06-27 00:44:00

General Info Warehouse Inward Management Outward Management Store Management MIS Report Upload & HHT Mngt

Picklist Generation Picking Data GO TO PICKLIST DATA

Picklist Generation

Select Sales Delivery No. *

136129416294

Select Pick Wise *

Batch Wise

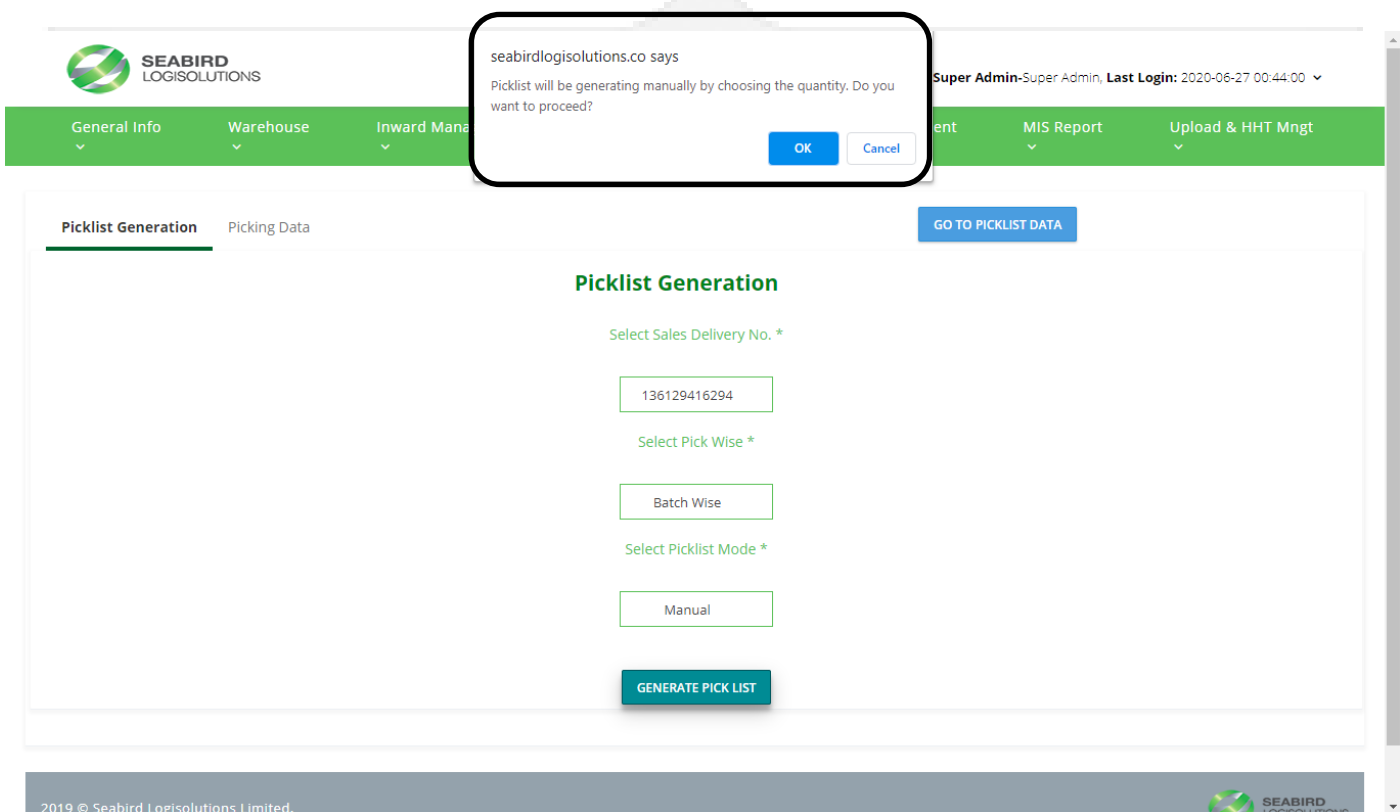
Select Picklist Mode *

Manual

GENERATE PICK LIST

2019 © Seabird Logisolutions Limited. SEABIRD LOGISOLUTIONS

Step IV: Click on “Ok/Cancel” on the popup received.



SEABIRD LOGISOLUTIONS Super Admin-Super Admin, Last Login: 2020-06-27 00:44:00

General Info Warehouse Inward Management Outward Management Store Management MIS Report Upload & HHT Mngt

Picklist Generation Picking Data GO TO PICKLIST DATA

Picklist Generation

Select Sales Delivery No. *

136129416294

Select Pick Wise *

Batch Wise

Select Picklist Mode *

Manual

GENERATE PICK LIST

seabirdlogisolutions.co says
Picklist will be generating manually by choosing the quantity. Do you want to proceed?


OK Cancel

2019 © Seabird Logisolutions Limited. SEABIRD LOGISOLUTIONS

Step V: Press the “puzzle” button to choose the manual picking.

General Info ▾ Warehouse ▾ Inward Management ▾ Outward Management ▾ Store Management ▾ MIS Report ▾ Upload & HHT Mngt ▾

Picklist Data



BACK ↻ GO TO PICKLIST CONFIRMATION ↻ CLOSE SUGGESTED PICKLIST ↻

Manual Picklist Data

Product Code	Order Quantity	Available Quantity	Batch	Location	Picklist Quantity	Invoice/Challan No.
--------------	----------------	--------------------	-------	----------	-------------------	---------------------

Sales Delivery Order-136129416294 Data | Picklist Mode : [Manual Picklist Generation](#)

10 ▾ entries
Search:

Product Code	Order Quantity	Available Quantity	Total No. Of Batch	Total Location	Action
601 ZSD2202-SD001	100	7034	1	1	


Showing 1 to 1 of 1 entries

< 1 >

Step VI: Select the invoice/challan number.

General Info ▾ Warehouse ▾ Inward Management ▾ Outward Management ▾ Store Management ▾ MIS Report ▾ Upload & HHT Mngt ▾

Picklist Data


BACK ↻ GO TO PICKLIST CONFIRMATION ↻ CLOSE SUGGESTED PICKLIST ↻

Manual Picklist Data

Product Code	Order Quantity	Available Quantity	Batch	Location	Picklist Quantity	Invoice/Challan No.
--------------	----------------	--------------------	-------	----------	-------------------	---------------------

Sales Delivery Order-136129416294 Data | Picklist Mode : [Manual Picklist Generation](#)

Product Code	Order Quantity	Available Quantity	Invoice/Challan No.	Batch
601 ZSD2202-SD001	100	7034	<div> Select Invoice/C... <input type="text"/> <div> Select Invoice/Challan No. NGK-100552974 NGK-111656789 NGK-111662974 </div> </div>	<input type="text" value="Select"/>


ADD ×

10 ▾ entries
Search:

Product Code	Order Quantity	Available Quantity	Total No. Of Batch	Total Location	Action
--------------	----------------	--------------------	--------------------	----------------	--------

Step VII: Select the batch of the material.

Picklist Data


BACK GO TO PICKLIST CONFIRMATION CLOSE SUGGESTED PICKLIST

Manual Picklist Data

Product Code	Order Quantity	Available Quantity	Batch	Location	Picklist Quantity	Invoice/Challan No.
--------------	----------------	--------------------	-------	----------	-------------------	---------------------

Sales Delivery Order-136129416294 Data | Picklist Mode : Manual Picklist Generation

Product Code
601 ZSD2202-SD001

Order Quantity
100

Available Quantity
7034

Invoice/Challan No.

ADD X

Batch

Select

Select

Batch187

Batch188

Batch189

Batch190

Batch191

Batch192

Batch193

Batch194


Batch195

Search:

Product Code	Order Quantity	Available Quantity	Total No. Of Batch	Total Location	Action
Obtained 4 to 4 of 4 entries					

Step VIII: Select the material location.

Picklist Data


BACK GO TO PICKLIST CONFIRMATION CLOSE SUGGESTED PICKLIST

Manual Picklist Data

Product Code	Order Quantity	Available Quantity	Batch	Location	Picklist Quantity	Invoice/Challan No.
--------------	----------------	--------------------	-------	----------	-------------------	---------------------

Sales Delivery Order-136129416294 Data | Picklist Mode : Manual Picklist Generation

Product Code
601 ZSD2202-SD001

Order Quantity
100

Available Quantity
7034

Invoice/Challan No.

Batch

Total Quantity on selected Location

Enter Picking Quantity from selected Location

ADD X

Select Location

Select Location ...

Select Location with Batch


Inward floor, Batch: 187

Search:

Product Code	Order Quantity	Available Quantity	Total No. Of Batch	Total Location	Action
Obtained 4 to 4 of 4 entries					

Step IX: Enter the picked quantity of the material.

Picklist Data


BACK GO TO PICKLIST CONFIRMATION CLOSE SUGGESTED PICKLIST

Manual Picklist Data

Product Code	Order Quantity	Available Quantity	Batch	Location	Picklist Quantity	Invoice/Challan No.
--------------	----------------	--------------------	-------	----------	-------------------	---------------------

Sales Delivery Order-136129416294 Data | Picklist Mode : Manual Picklist Generation

Product Code 601 ZSD2202-SD001	Order Quantity 100	Available Quantity 7034	Invoice/Challan No. <input data-bbox="805 750 949 772" type="text" value="Select Invoice/C..."/>	Batch <input data-bbox="1013 750 1157 772" type="text" value="Batch187"/>	Select Location <input data-bbox="1220 750 1364 772" type="text" value="Inward floor, Batc..."/>
--	------------------------------	-----------------------------------	--	---	--

Total Quantity on selected Location

Enter Picking Quantity from selected Location


ADD
✕

10 entries Search:

Product Code	Order Quantity	Available Quantity	Total No. Of Batch	Total Location	Action
--------------	----------------	--------------------	--------------------	----------------	--------

Step X: Press “Add” button to save the entry.

Picklist Data


BACK GO TO PICKLIST CONFIRMATION CLOSE SUGGESTED PICKLIST

Manual Picklist Data

Product Code	Order Quantity	Available Quantity	Batch	Location	Picklist Quantity	Invoice/Challan No.
--------------	----------------	--------------------	-------	----------	-------------------	---------------------

Sales Delivery Order-136129416294 Data | Picklist Mode : Manual Picklist Generation

Product Code 601 ZSD2202-SD001	Order Quantity 100	Available Quantity 7034	Invoice/Challan No. <input data-bbox="805 1736 949 1758" type="text" value="Select Invoice/C..."/>	Batch <input data-bbox="1013 1736 1157 1758" type="text" value="Batch187"/>	Select Location <input data-bbox="1220 1736 1364 1758" type="text" value="Inward floor, Batc..."/>
--	------------------------------	-----------------------------------	--	---	--

Total Quantity on selected Location

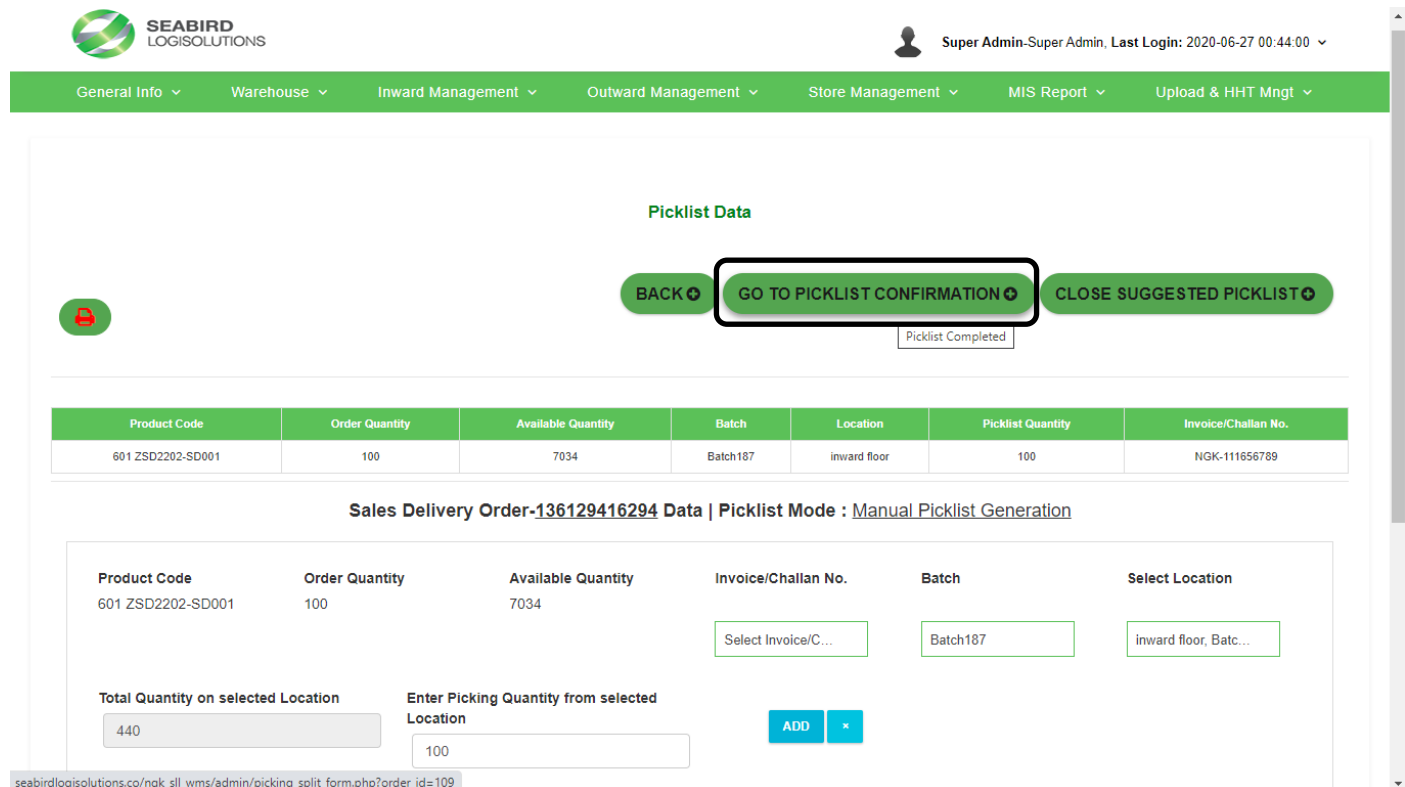
Enter Picking Quantity from selected Location

ADD
✕




10 entries Search:

Product Code	Order Quantity	Available Quantity	Total No. Of Batch	Total Location	Action
--------------	----------------	--------------------	--------------------	----------------	--------

Step XI: Press on “Go to picklist confirmation” to complete the picklist.



Picklist Data

BACK  GO TO PICKLIST CONFIRMATION  CLOSE SUGGESTED PICKLIST 

Picklist Completed


Product Code	Order Quantity	Available Quantity	Batch	Location	Picklist Quantity	Invoice/Challan No.
601 ZSD2202-SD001	100	7034	Batch187	inward floor	100	NGK-111656789

Sales Delivery Order-136129416294 Data | Picklist Mode : Manual Picklist Generation

Product Code	Order Quantity	Available Quantity	Invoice/Challan No.	Batch	Select Location
601 ZSD2202-SD001	100	7034	Select Invoice/C...	Batch187	inward floor, Batc...

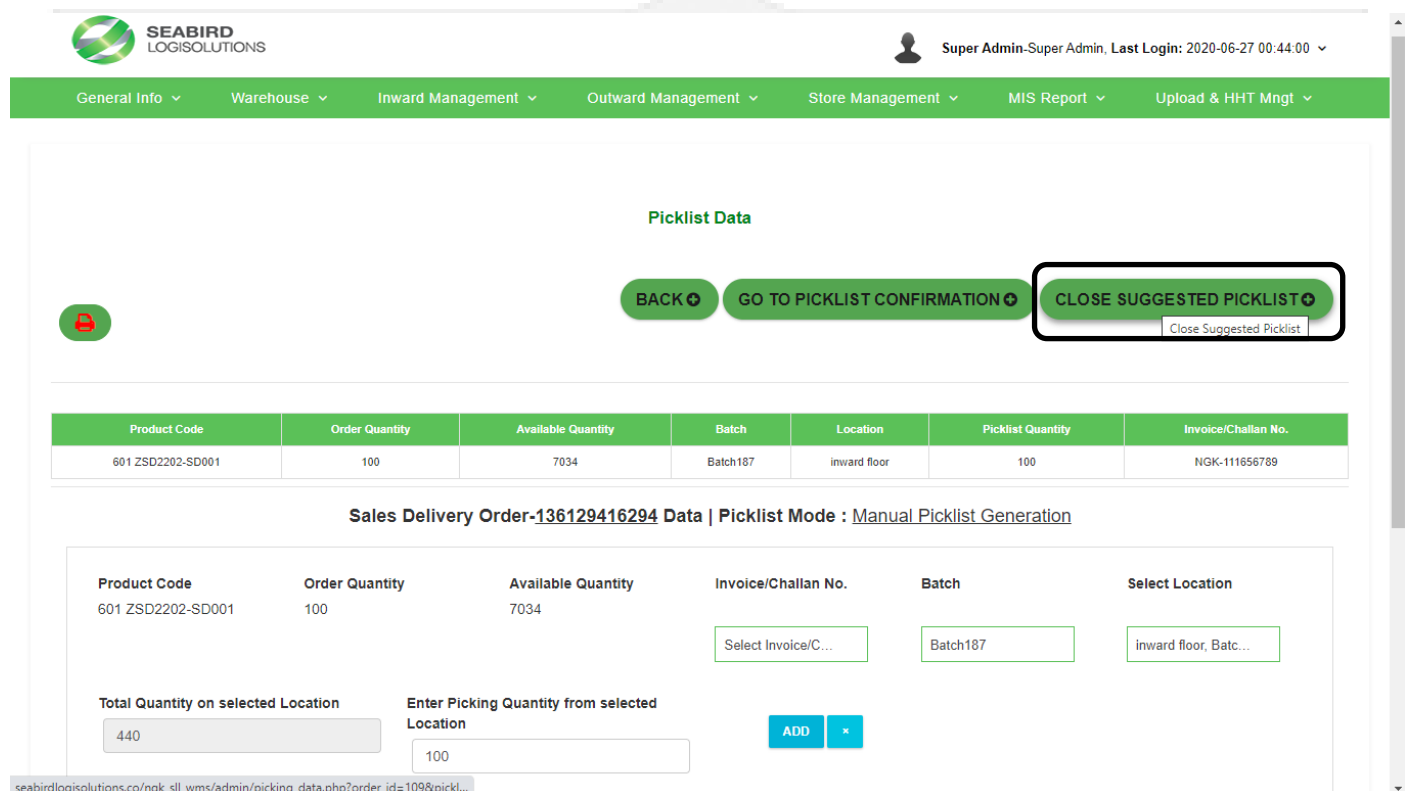
Total Quantity on selected Location: 440

Enter Picking Quantity from selected Location: 100




ADD 

seabirdlogisolutions.co/ngk_sl_wms/admin/picking_split_form.php?order_id=109

Step XII: Click on “Close suggested picklist” to close the picklist.



Picklist Data

BACK  GO TO PICKLIST CONFIRMATION  CLOSE SUGGESTED PICKLIST 

Close Suggested Picklist


Product Code	Order Quantity	Available Quantity	Batch	Location	Picklist Quantity	Invoice/Challan No.
601 ZSD2202-SD001	100	7034	Batch187	inward floor	100	NGK-111656789

Sales Delivery Order-136129416294 Data | Picklist Mode : Manual Picklist Generation

Product Code	Order Quantity	Available Quantity	Invoice/Challan No.	Batch	Select Location
601 ZSD2202-SD001	100	7034	Select Invoice/C...	Batch187	inward floor, Batc...

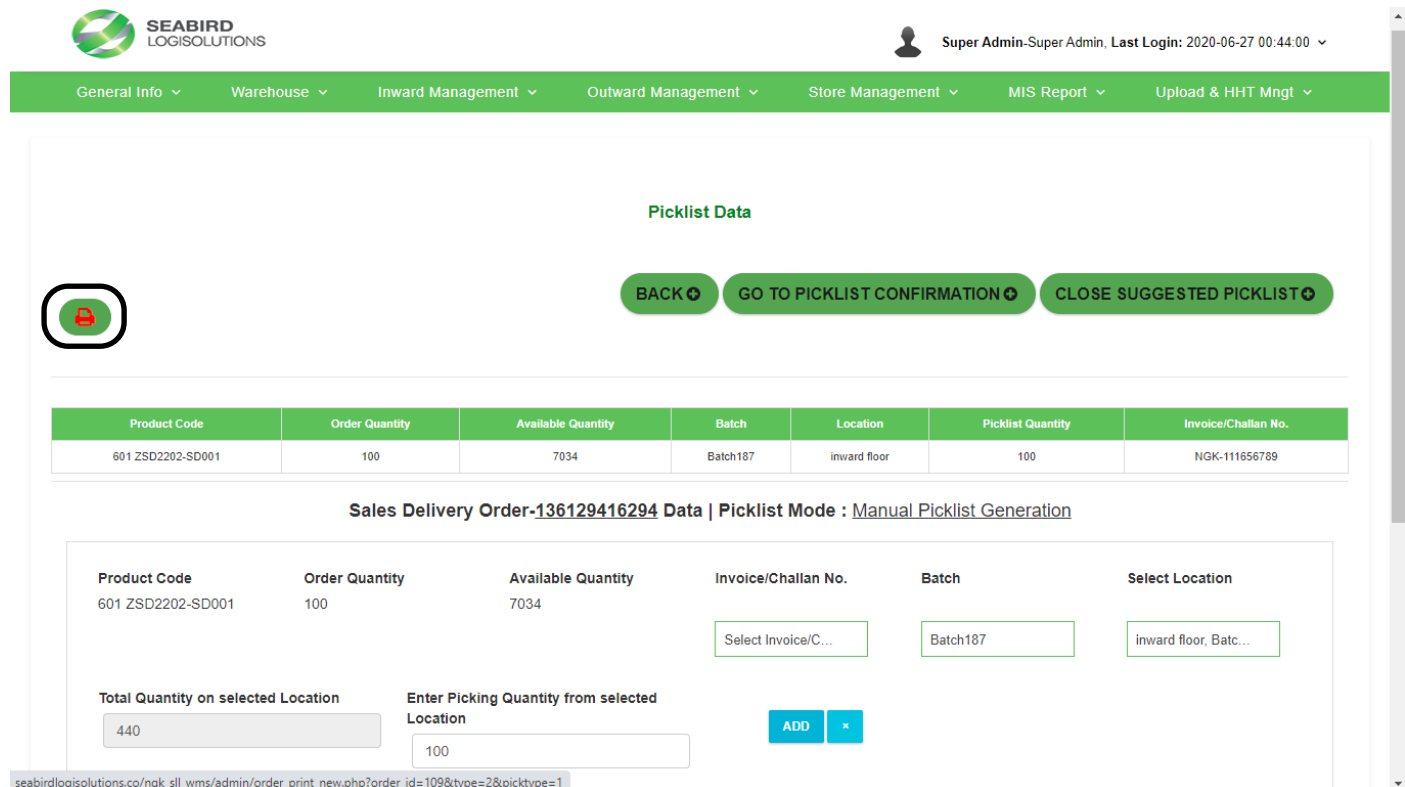
Total Quantity on selected Location: 440

Enter Picking Quantity from selected Location: 100

ADD 

seabirdlogisolutions.co/ngk_sl_wms/admin/picking_data.php?order_id=109&pickl...

Step XIII: Click on “Print” button to print the picklist.



Picklist Data

BACK GO TO PICKLIST CONFIRMATION CLOSE SUGGESTED PICKLIST

Product Code	Order Quantity	Available Quantity	Batch	Location	Picklist Quantity	Invoice/Challan No.
601 ZSD2202-SD001	100	7034	Batch187	inward floor	100	NGK-111656789

Sales Delivery Order-136129416294 Data | Picklist Mode : Manual Picklist Generation

Product Code	Order Quantity	Available Quantity	Invoice/Challan No.	Batch	Select Location
601 ZSD2202-SD001	100	7034	Select Invoice/C...	Batch187	inward floor, Batc...

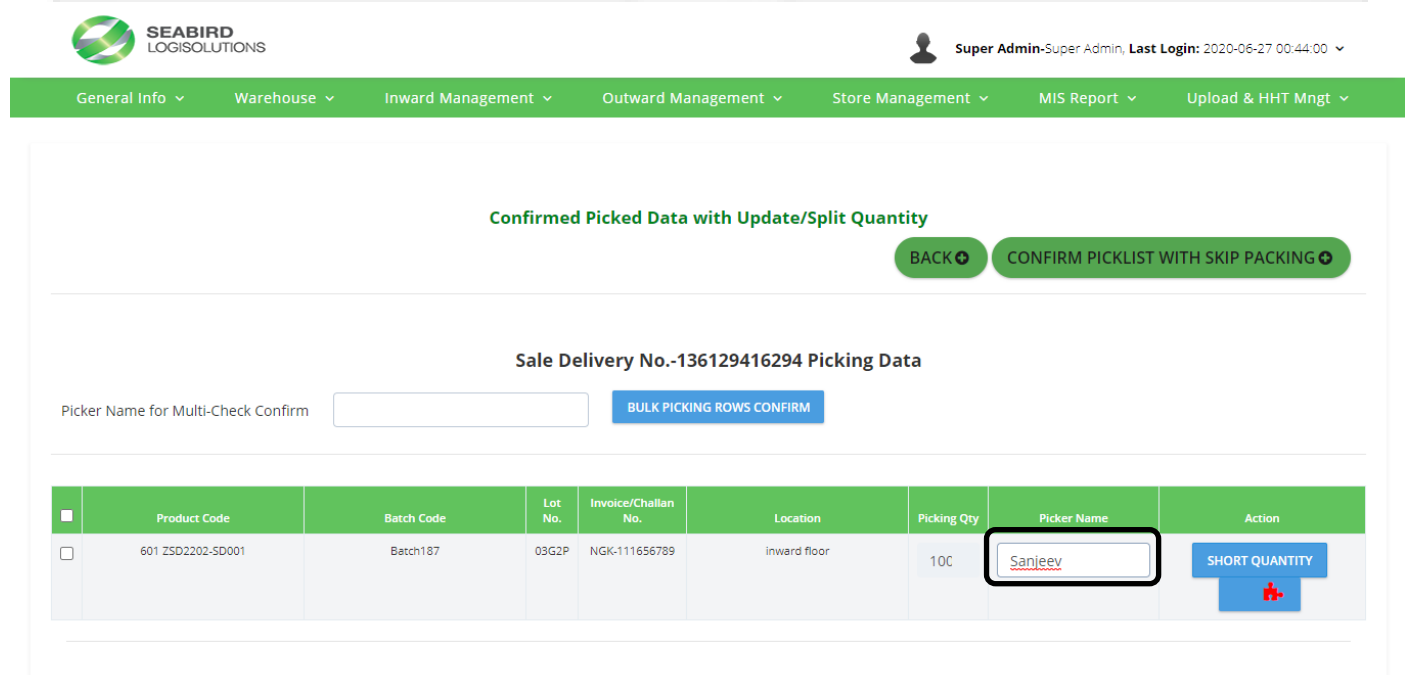
Total Quantity on selected Location: 440

Enter Picking Quantity from selected Location: 100

ADD

seabirdlogisolutions.co/ngk_sl_wms/admin/order_print_new.php?order_id=109&type=2&picktype=1

Step XIV: Enter the picker name in the picklist confirmation page.



Confirmed Picked Data with Update/Split Quantity

BACK CONFIRM PICKLIST WITH SKIP PACKING


Sale Delivery No.-136129416294 Picking Data


Picker Name for Multi-Check Confirm:

BULK PICKING ROWS CONFIRM

	Product Code	Batch Code	Lot No.	Invoice/Challan No.	Location	Picking Qty	Picker Name	Action
<input type="checkbox"/>	601 ZSD2202-SD001	Batch187	03G2P	NGK-111656789	inward floor	100	Sanjeev	SHORT QUANTITY

Step XV: Click on “Short Quantity” to confirm that the material is short in qty.


SEABIRD
LOGISOLUTIONS


Super Admin-Super Admin, Last Login: 2020-06-27 00:44:00

General Info ▾ Warehouse ▾ Inward Management ▾ Outward Management ▾ Store Management ▾ MIS Report ▾ Upload & HHT Mngt ▾

Confirmed Picked Data with Update/Split Quantity

[BACK](#)
[CONFIRM PICKLIST WITH SKIP PACKING](#)


Sale Delivery No.-136129416294 Picking Data


Picker Name for Multi-Check Confirm

[BULK PICKING ROWS CONFIRM](#)

	Product Code	Batch Code	Lot No.	Invoice/Challan No.	Location	Picking Qty	Picker Name	Action
<input type="checkbox"/>	601 ZSD2202-SD001	Batch187	03G2P	NGK-111656789	inward floor	100	Sanjeev	SHORT QUANTITY

Step XVI: Click on “puzzle” button to confirm the picking.


SEABIRD
LOGISOLUTIONS


Super Admin-Super Admin, Last Login: 2020-06-27 00:44:00

General Info ▾ Warehouse ▾ Inward Management ▾ Outward Management ▾ Store Management ▾ MIS Report ▾ Upload & HHT Mngt ▾

Confirmed Picked Data with Update/Split Quantity

[BACK](#)
[CONFIRM PICKLIST WITH SKIP PACKING](#)


Sale Delivery No.-136129416294 Picking Data


Picker Name for Multi-Check Confirm

[BULK PICKING ROWS CONFIRM](#)

	Product Code	Batch Code	Lot No.	Invoice/Challan No.	Location	Picking Qty	Picker Name	Action
<input type="checkbox"/>	601 ZSD2202-SD001	Batch187	03G2P	NGK-111656789	inward floor	100	Sanjeev	SHORT QUANTITY

Step XVII: Press “Tick mark” to confirm multiple picklists.


SEABIRD
LOGISOLUTIONS


Super Admin-Super Admin, Last Login: 2020-06-27 00:44:00


[General Info](#)
[Warehouse](#)
[Inward Management](#)
[Outward Management](#)
[Store Management](#)
[MIS Report](#)
[Upload & HHT Mngt](#)

Confirmed Picked Data with Update/Split Quantity


[BACK](#)
[CONFIRM PICKLIST WITH SKIP PACKING](#)


Sale Delivery No.-136129416294 Picking Data

Picker Name for Multi-Check Confirm
[BULK PICKING ROWS CONFIRM](#)

	Product Code	Batch Code	Lot No.	Invoice/Challan No.	Location	Picking Qty	Picker Name	Action
<input checked="" type="checkbox"/>	601 ZSD2202-SD001	Batch187	03G2P	NGK-111656789	Inward floor	100	Sanjeev	SHORT QUANTITY 

Step XVIII: Click on “confirm picklist with skip packing” to skip the packing process.


SEABIRD
LOGISOLUTIONS


Super Admin-Super Admin, Last Login: 2020-06-27 00:44:00

[General Info](#)
[Warehouse](#)
[Inward Management](#)
[Outward Management](#)
[Store Management](#)
[MIS Report](#)
[Upload & HHT Mngt](#)

Confirmed Picked Data with Update/Split Quantity

[BACK](#)
[CONFIRM PICKLIST WITH SKIP PACKING](#)

[Close Picklist Confirmation](#)

Batch Code	Lot No.	Invoice/Challan No.	Location	Product Code	Order Qty	Picking Qty
batch187	03G2P	NGK-111656789	Inward floor	601 ZSD2202-SD001	100	100

Sale Delivery No.-136129416294 Picking Data

Picker Name for Multi-Check Confirm
[BULK PICKING ROWS CONFIRM](#)

	Product Code	Batch Code	Lot No.	Invoice/Challan No.	Location	Picking Qty	Picker Name	Action
<input checked="" type="checkbox"/>								

Step XIX: Click on the “eye and document” button to view the picklist confirmation data.

Advance Search
Download report in excel

Select

Please Enter

From :

dd-mm-yyyy

📅

 To :

dd-mm-yyyy

📅

ADVANCE SEARCH

PICKING DATA INFORMATION

Searched values : Default Search | Showing 20 by default of 57 entries

BULK PICKLIST CONFIRM WITH PACKING SKIP
BULK PICKLIST PRINT

Picklist confirm	Picking ID	Order Id	Sales Delivery No.	Customer Name	Picking Detail	Picking Issue Date	Picking END Date	Pick Wise	Picklist Generate Mode	Picking Status	Action
<input type="checkbox"/>	PL1593251645	109	136129416294	MSIL GGN	<input type="checkbox"/>	2020-06-27 16:03:00	2020-06-27 16:14:09	Batch Wise	Manual	Picking Done	
	PL1592310853	105	TESTSDN003	HCIL TAPUKARA	<input type="checkbox"/>	2020-06-16 18:06:49		LOT Wise	Manual	In-complete Picklist	
	PL1592290208	102	202006002	HCIL TAPUKARA	<input type="checkbox"/>	2020-06-16 12:24:50	2020-06-16 12:30:38	LOT Wise	Manual	Picking Done	
	PL1592290070	101	202006001	HMSI MSR	<input type="checkbox"/>	2020-06-16 12:23:32	2020-06-16 12:30:38	LOT Wise	Manual	Picking Done	
	PL1592284251	97	220004	MSIL GGN	<input type="checkbox"/>	2020-06-16 10:41:35	2020-06-16 10:42:07	LOT Wise	Manual	Picking Done	

seabirdlogisolutions.co/ngk_sll_wms/admin/picking_split_form.php?order_id=109

Step XX: Press on “Bulk picklist print” to print multiple picklists.

Advance Search
Download report in excel

Select

Please Enter

From :

dd-mm-yyyy

📅

 To :

dd-mm-yyyy

📅

ADVANCE SEARCH

PICKING DATA INFORMATION

Searched values : Default Search | Showing 20 by default of 57 entries

BULK PICKLIST CONFIRM WITH PACKING SKIP
BULK PICKLIST PRINT

Picklist confirm	Picking ID	Order Id	Sales Delivery No.	Customer Name	Picking Detail	Picking Issue Date	Picking END Date	Pick Wise	Picklist Generate Mode	Picking Status	Action
<input type="checkbox"/>	PL1593251645	109	136129416294	MSIL GGN	<input type="checkbox"/>	2020-06-27 16:03:00	2020-06-27 16:14:09	Batch Wise	Manual	Picking Done	
	PL1592310853	105	TESTSDN003	HCIL TAPUKARA	<input type="checkbox"/>	2020-06-16 18:06:49		LOT Wise	Manual	In-complete Picklist	
	PL1592290208	102	202006002	HCIL TAPUKARA	<input type="checkbox"/>	2020-06-16 12:24:50	2020-06-16 12:30:38	LOT Wise	Manual	Picking Done	
	PL1592290070	101	202006001	HMSI MSR	<input type="checkbox"/>	2020-06-16 12:23:32	2020-06-16 12:30:38	LOT Wise	Manual	Picking Done	
	PL1592284251	97	220004	MSIL GGN	<input type="checkbox"/>	2020-06-16 10:41:35	2020-06-16 10:42:07	LOT Wise	Manual	Picking Done	

seabirdlogisolutions.co/ngk_sll_wms/admin/picking_confirm.php?order_id=109&picking_confirm=PL1593251645

Step XXI: Click on the “PDF” button to view the picklist detail.

Advance Search
Download report in excel

Select
▼

From :

To :

ADVANCE SEARCH

PICKING DATA INFORMATION

Searched values : Default Search | Showing 20 by default of 57 entries

BULK PICKLIST CONFIRM WITH PACKING SKIP
BULK PICKLIST PRINT

Picklist confirm	Picking ID	Order Id	Sales Delivery No.	Customer Name		Picking Issue Date	Picking END Date	Pick Wise	Picklist Generate Mode	Picking Status	Action
<input type="checkbox"/>	PL1593251645	109	136129416294	MSIL GGN		2020-06-27 16:03:00	2020-06-27 16:14:09	Batch Wise	Manual	Picking Done	
	PL1592310853	105	TESTSDN003	HCIL TAPUKARA		2020-06-16 18:06:49		LOT Wise	Manual	In-complete Picklist	
	PL1592290208	102	202006002	HCIL TAPUKARA		2020-06-16 12:24:50	2020-06-16 12:30:38	LOT Wise	Manual	Picking Done	
	PL1592290070	101	202006001	HMSI MSR		2020-06-16 12:23:32	2020-06-16 12:30:38	LOT Wise	Manual	Picking Done	
	PL1592284251	97	220004	MSIL GGN		2020-06-16 10:41:35	2020-06-16 10:42:07	LOT Wise	Manual	Picking Done	

seabirdlogisolutions.co/ngk_sl_wms/admin/order_print_new.php?order_id=109&...

Step XXII: Print the picklist.

Picking ID = PL1593251645

Seabird Logisolutions Ltd
NGK SPARK PLUGS INDIA PVT LTD

Customer Code: 020100013	Customer Name: MSIL GGN	Sales Delivery No: 136129416294
Sales Delivery Order Date: 2020-06-27	Sales Delivery Order Rec Date: 2020-06-27 03:44:09	Picklist Issue Date/Time: 2020-06-27 16:03:00
Picking Start Time: 2020-06-27 15:58:38	Picking End Time: 2020-06-27 16:14:09	Picker Name:
Picking Date:	Shipping Address: MSIL GGN, ANILUPTI GULJARI INDA LIMITED, PAKAW GURGAON ROAD, GURGAON, Haryana, INDIA. Pincode-122015	

Picking Summary

Sr.No.	Product Code	Order Quantity	Picklist Quantity	Picked Quantity	Location & Quantity	Batch & Quantity
1	020 2020-03-01000	100	100	-	Qty: 100, from Location: Inward	Qty: 100, from Batch: 101, and Inward/Challen: 102-103, 104
Total Quantity:		100	100			

Sr.No.

1

To

Picker Name (Signature)

Picker Supervisor (Signature)

Verified By (Signature)

Print 1 sheet of paper

Destination HP Deskjet 2520 serie ▼

Pages All ▼

Copies 1

Layout Portrait ▼

Color Color ▼

More settings ▼

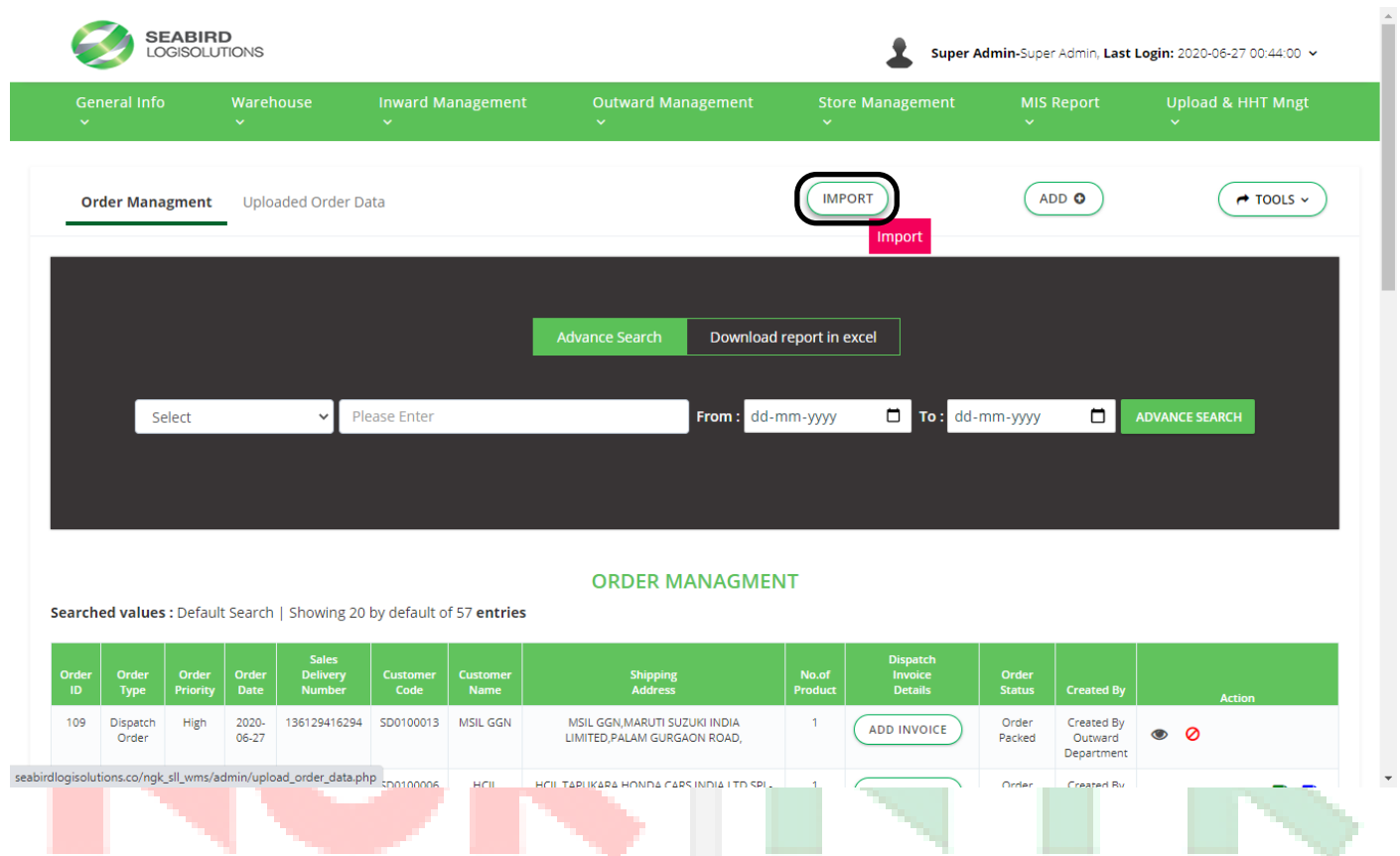
Print
Cancel

Picker Name (Signature)

Picker Supervisor (Signature)

Verified By (Signature)

Step XXIII: Click on “Import” button to create multiple pick list.



Order Management Uploaded Order Data

IMPORT **ADD** **TOOLS**



Import

Advance Search **Download report in excel**

Select From: To: **ADVANCE SEARCH**

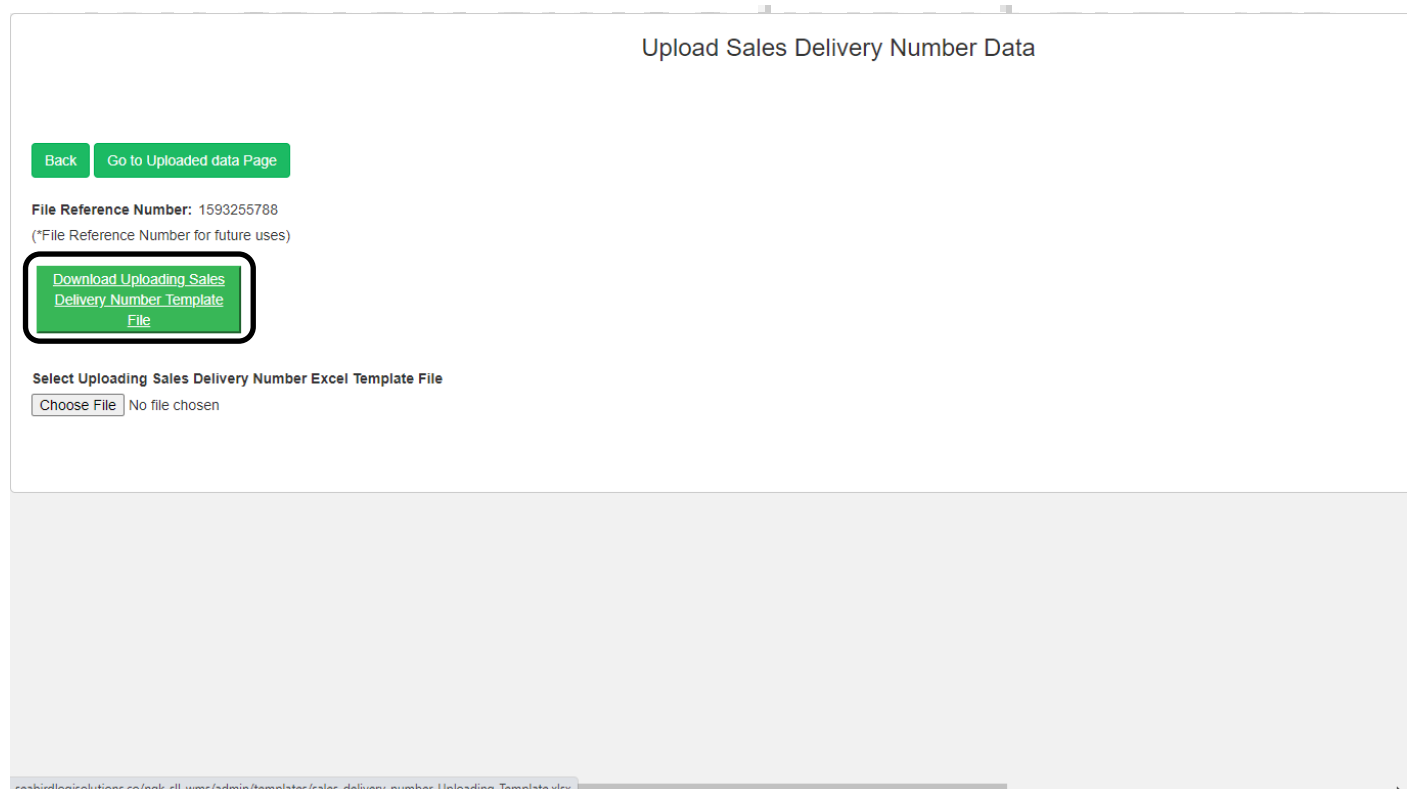
ORDER MANAGMENT

Searched values : Default Search | Showing 20 by default of 57 entries

Order ID	Order Type	Order Priority	Order Date	Sales Delivery Number	Customer Code	Customer Name	Shipping Address	No. of Product	Dispatch Invoice Details	Order Status	Created By	Action
109	Dispatch Order	High	2020-06-27	136129416294	SD0100013	MSIL GGN	MSIL GGN, MARUTI SUZUKI INDIA LIMITED, PALAM GURGAON ROAD,	1	ADD INVOICE	Order Packed	Created By Outward Department	 

seabirdlogisolutions.co/ngk_sl/wms/admin/upload_order_data.php

Step XXIV: Download the uploading sales delivery number template to upload data.



Upload Sales Delivery Number Data

Back **Go to Uploaded data Page**

File Reference Number: 1593255788
(*File Reference Number for future uses)

Download Uploading Sales Delivery Number Template File

Select Uploading Sales Delivery Number Excel Template File

Choose File No file chosen

seabirdlogisolutions.co/ngk_sl/wms/admin/templates/sales_delivery_number_Uploadng_Template.xlsx

Step XXV: Click on “Choose file” to select the file for uploading.

Upload Sales Delivery Number Data

Back
Go to Uploaded data Page

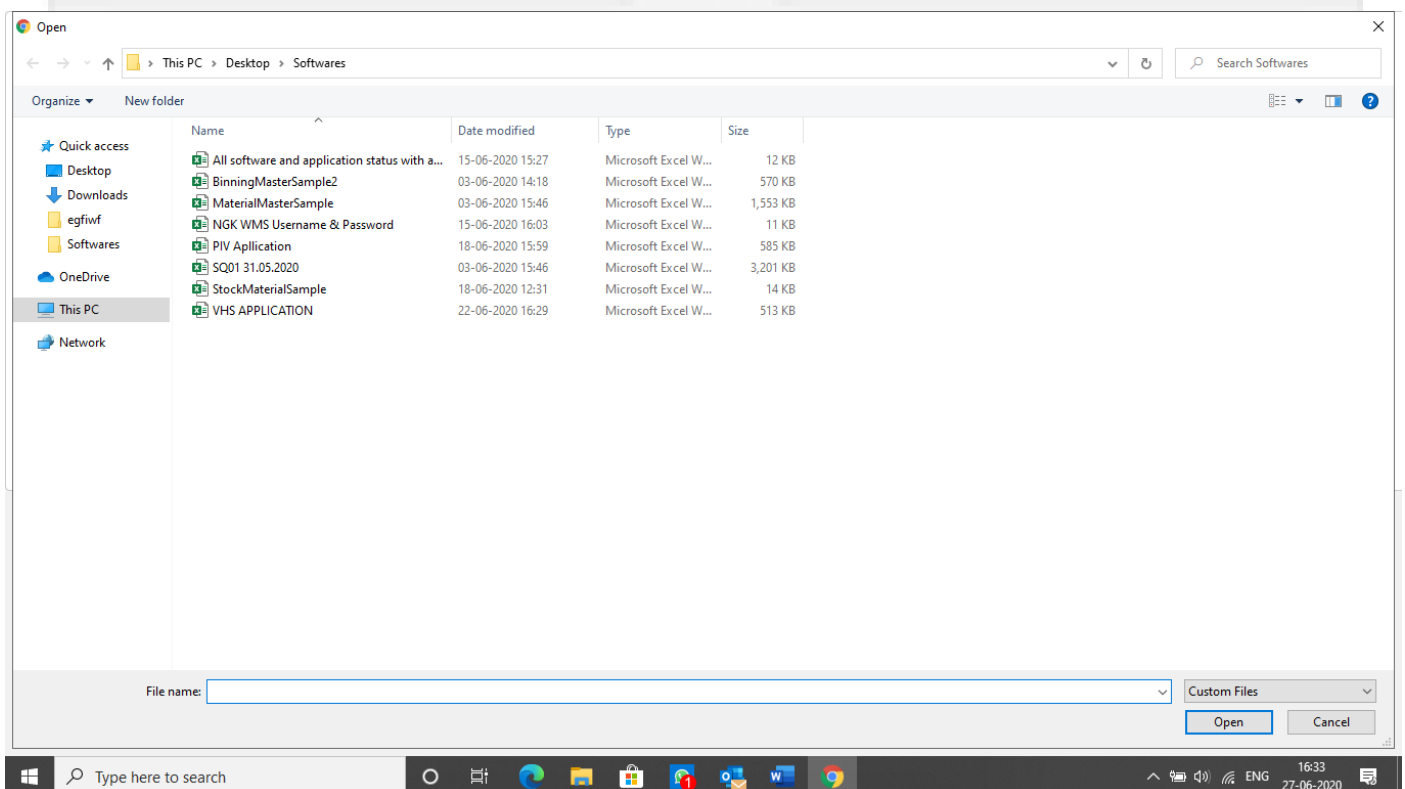
File Reference Number: 1593255788
 (*File Reference Number for future uses)

Download Uploading Sales Delivery Number Template File

Select Uploading Sales Delivery Number Excel Template File
Choose File No file chosen

No file chosen

Step XXVI: Select the file and click on open.



Step XXVII: View the details of the uploaded sales data in uploaded order data.

General Info
Warehouse
Inward Management
Outward Management
Store Management
MIS Report
Upload & HHT Mngt

Order Management
Uploaded Order Data
IMPORT
TOOLS

Advance Search
Download report in excel

Select
Please Enter
From : dd-mm-yyyy
To : dd-mm-yyyy
ADVANCE SEARCH

UPLOADED ORDER DATA

Searched values : Default Search | Showing 3 by default of 3 entries

File Ref. No.	Sales Delivery Number	Total Products	Customer Code	Shipping Address	Order Type	Order Priority	Uploaded By	Order Date	Uploaded Dat&Time	Action
1592292755	TESTSDN1234	1	SD0100006	HCIL TAPUKARA,HONDA CARS INDIA LTD,SPL-1-1E TAPUKARA INDUSTRIAL AREA KHUSHKERA,	Dispatch Order	Normal Order	Uploaded By Outward Department	2020-06-06	2020-06-16 00:45:41	Confirmed Uploaded Data
1592292755	TESTSDN003	4	SD0100006	HCIL TAPUKARA,HONDA CARS INDIA LTD,SPL-1-1E TAPUKARA INDUSTRIAL AREA KHUSHKERA,	Dispatch Order	Normal Order	Uploaded By Outward Department	2020-06-06	2020-06-16 05:36:49	Confirmed Uploaded Data

Step XXVIII: Click on the “sales delivery document no.” to check the details.

General Info
Warehouse
Inward Management
Outward Management
Store Management
MIS Report
Upload & HHT Mngt

Order Management
Uploaded Order Data
IMPORT
TOOLS

Advance Search
Download report in excel

Select
Please Enter
From : dd-mm-yyyy
To : dd-mm-yyyy
ADVANCE SEARCH

UPLOADED ORDER DATA

Searched values : Default Search | Showing 3 by default of 3 entries

File Ref. No.	Sales Delivery Number	Total Products	Customer Code	Shipping Address	Order Type	Order Priority	Uploaded By	Order Date	Uploaded Dat&Time	Action
1592292755	TESTSDN1234	1	SD0100006	HCIL TAPUKARA,HONDA CARS INDIA LTD,SPL-1-1E TAPUKARA INDUSTRIAL AREA KHUSHKERA,	Dispatch Order	Normal Order	Uploaded By Outward Department	2020-06-06	2020-06-16 00:45:41	Confirmed Uploaded Data
1592292755	TESTSDN003	4	SD0100006	HCIL TAPUKARA,HONDA CARS INDIA LTD,SPL-1-1E TAPUKARA INDUSTRIAL AREA KHUSHKERA,	Dispatch Order	Normal Order	Uploaded By Outward Department	2020-06-06	2020-06-16 05:36:49	Confirmed Uploaded Data

seabirdlogisolutions.co/ngk_sl_wms/admin/uploaded_order_file_data.php?file_ref...

Step XXIX: View the details of the uploaded data.

Uploaded Sales Delivery Number File Data

[BACK](#)
[TOOLS](#)

Advance Search
Download report in excel

Select

Please Enter

From :

dd-mm-yyyy

To :

dd-mm-yyyy

ADVANCE SEARCH

UPLOADED ORDER FILE DATA

Searched values : Default Search | Showing 4 by default of 4 entries

Sales Delivery Number	Product Code	Product Description	Packing Configuration	Required Quantity	Available Quantity	File Ref. No.	Action
TESTSDN003	601 ZSD2202-SD001			500	7534	1592292755	
TESTSDN003	706 MR6K-9			50	101	1592292755	
TESTSDN003	806 MR8E-9			100	29390	1592292755	
TESTSDN003	678 KR6A-10 A			200	5000	1592292755	
Total				850			

Packing Management

Step I: Click on “Packing management” to add, view and edit the packing material.

General Info
Warehouse
Inward Management
Outward Management
Store Management
MIS Report
Upload & HHT Mngt

DASHBOARD

77123
TOTAL INVENTORY QTY

0
TOTAL GRN QTY

36
TOTAL DISCREPANCY QTY

76837
TOTAL AVAILABLE QTY/CONFIRMED PUTAWAY QTY

51
TOTAL ORDER

5420
TOTAL FRESH ORDER QTY

13009
TOTAL PICKNPACK QTY

9460
TOTAL DISPATCHED QTY

TOTAL DELIVERED QTY

Order Management
 Picklist Management
Packing Management
 Dispatch Management
 Proof of delivery (POD)

MONTHS WISE PROCESS CHART

Select a month and apply : [APPLY](#)

Jun-2020

DATE WISE PROCESS CHART

Select a date and apply : [APPLY](#)

29-06-2020

seabirdlogisolutions.co/ngk_sl/wms/admin/packing_summary.php

Step II: View the detail of the details of the deliveries in packing process.

Packing Process
Packing Summary

TOOLS

Advance Search
Download report in excel

Select
Please Enter
From : dd-mm-yyyy
To : dd-mm-yyyy
ADVANCE SEARCH

PACKING SUMMARY

Searched values : Default Search | Showing 20 by default of 41 entries

Sales Delivery Number	Packing ID	Picking ID	Customer Code	Customer Name	Order Qty	Total Products	Packed Qty	Picked Qty	Packed Boxes	Packing Closed Date & Time	Packing Status	Action
2200030	PCK1591784003	PL1591783674	SD0100015	MARUTI SUZUKI INDIA LIMITED	1200	1	1200	1200	1	2020-06-10 15:43:30	Completed Packing & Closed	
22000320	PCK1591772612	PL1591771075	SD0100013	MARUTI SUZUKI INDIA LIMITED	840	1	840	840	1	2020-06-10 12:33:42	Completed Packing & Closed	
22000319	PCK1591772637	PL1591771016	SD0100013	MARUTI SUZUKI INDIA LIMITED	400	1	400	400	1	2020-06-10 12:33:58	Completed Packing & Closed	
21910015		PL1591770239	SD0100015	MARUTI SUZUKI INDIA LIMITED	1200	0			0		Not started	

Step III: Click on “Eye” button to view the delivery details in the packing process.

PACKING SUMMARY

Searched values : Default Search | Showing 20 by default of 41 entries

Sales Delivery Number	Packing ID	Picking ID	Customer Code	Customer Name	Order Qty	Total Products	Packed Qty	Picked Qty	Packed Boxes	Packing Closed Date & Time	Packing Status	Action
2200030	PCK1591784003	PL1591783674	SD0100015	MARUTI SUZUKI INDIA LIMITED	1200	1	1200	1200	1	2020-06-10 15:43:30	Completed Packing & Closed	
22000320	PCK1591772612	PL1591771075	SD0100013	MARUTI SUZUKI INDIA LIMITED	840	1	840	840	1	2020-06-10 12:33:42	Completed Packing & Closed	
22000319	PCK1591772637	PL1591771016	SD0100013	MARUTI SUZUKI INDIA LIMITED	400	1	400	400	1	2020-06-10 12:33:58	Completed Packing & Closed	
21910015		PL1591770239	SD0100015	MARUTI SUZUKI INDIA LIMITED	1200	0			0		Not started	
21901213		PL1591769319	SD0100013	MARUTI SUZUKI INDIA LIMITED	1000	0			0		Not started	
22000182	PCK1591767520	PL1591767434	SD0100015	MARUTI SUZUKI INDIA LIMITED	600	1	600	600	1	2020-06-10 11:08:53	Completed Packing & Closed	
22000181		PL1591704405	SD0100013	MARUTI SUZUKI INDIA LIMITED	120	1	120	120	1	2020-06-09 17:43:29	Completed Packing & Closed	
NGK-8598542		PL1591703796	SD0100013	MARUTI SUZUKI INDIA LIMITED	200	1	200	200	1	2020-06-09 17:33:19	Completed Packing & Closed	

Step IV: Click on “Edit” button to start packing in the packing process.

PACKING SUMMARY

Searched values : Default Search | Showing 20 by default of 41 entries

Sales Delivery Number	Packing ID	Picking ID	Customer Code	Customer Name	Order Qty	Total Products	Packed Qty	Picked Qty	Packed Boxes	Packing Closed Date & Time	Packing Status	Action
2200030	PCK1591784003	PL1591783674	SD0100015	MARUTI SUZUKI INDIA LIMITED	1200	1	1200	1200	1	2020-06-10 15:43:30	Completed Packing & Closed	  
22000320	PCK1591772612	PL1591771075	SD0100013	MARUTI SUZUKI INDIA LIMITED	840	1	840	840	1	2020-06-10 12:33:42	Completed Packing & Closed	  
22000319	PCK1591772637	PL1591771016	SD0100013	MARUTI SUZUKI INDIA LIMITED	400	1	400	400	1	2020-06-10 12:33:58	Completed Packing & Closed	  
21910015		PL1591770239	SD0100015	MARUTI SUZUKI INDIA LIMITED	1200	0			0		Not started	   
21901213		PL1591769319	SD0100013	MARUTI SUZUKI INDIA LIMITED	1000	0			0		Not started	   
22000182	PCK1591767520	PL1591767434	SD0100015	MARUTI SUZUKI INDIA LIMITED	600	1	600	600	1	2020-06-10 11:08:53	Completed Packing & Closed	  
22000181		PL1591704405	SD0100013	MARUTI SUZUKI INDIA LIMITED	120	1	120	120	1	2020-06-09 17:43:29	Completed Packing & Closed	  
NGK-8598542		PL1591703796	SD0100013	MARUTI SUZUKI INDIA LIMITED	200	1	200	200	1	2020-06-09 17:33:19	Completed Packing & Closed	  
22000180		PL1591697278	SD0100015	MARUTI SUZUKI INDIA LIMITED	200	1	299	299	1	2020-06-09 15:47:37	Completed Packing & Closed	  
220006785982		PL1591696734	SD0100010	HONDA MOTORCYCLE SCOOTER INDIA	600	1	600	600	1	2020-06-09 15:43:30	Completed Packing & Closed	  

Step V: Click on “Cancel” button to delete the delivery.

PACKING SUMMARY

Searched values : Default Search | Showing 20 by default of 41 entries

Sales Delivery Number	Packing ID	Picking ID	Customer Code	Customer Name	Order Qty	Total Products	Packed Qty	Picked Qty	Packed Boxes	Packing Closed Date & Time	Packing Status	Action
2200030	PCK1591784003	PL1591783674	SD0100015	MARUTI SUZUKI INDIA LIMITED	1200	1	1200	1200	1	2020-06-10 15:43:30	Completed Packing & Closed	  
22000320	PCK1591772612	PL1591771075	SD0100013	MARUTI SUZUKI INDIA LIMITED	840	1	840	840	1	2020-06-10 12:33:42	Completed Packing & Closed	  
22000319	PCK1591772637	PL1591771016	SD0100013	MARUTI SUZUKI INDIA LIMITED	400	1	400	400	1	2020-06-10 12:33:58	Completed Packing & Closed	  
21910015		PL1591770239	SD0100015	MARUTI SUZUKI INDIA LIMITED	1200	0			0		Not started	   
21901213		PL1591769319	SD0100013	MARUTI SUZUKI INDIA LIMITED	1000	0			0		Not started	   
22000182	PCK1591767520	PL1591767434	SD0100015	MARUTI SUZUKI INDIA LIMITED	600	1	600	600	1	2020-06-10 11:08:53	Completed Packing & Closed	  
22000181		PL1591704405	SD0100013	MARUTI SUZUKI INDIA LIMITED	120	1	120	120	1	2020-06-09 17:43:29	Completed Packing & Closed	  
NGK-8598542		PL1591703796	SD0100013	MARUTI SUZUKI INDIA LIMITED	200	1	200	200	1	2020-06-09 17:33:19	Completed Packing & Closed	  
22000180		PL1591697278	SD0100015	MARUTI SUZUKI INDIA LIMITED	200	1	299	299	1	2020-06-09 15:47:37	Completed Packing & Closed	  
220006785982		PL1591696734	SD0100010	HONDA MOTORCYCLE SCOOTER INDIA	600	1	600	600	1	2020-06-09 15:43:30	Completed Packing & Closed	  

Step VI: Click on “Print” button to print the packing box slip.

PACKING SUMMARY

Searched values : Default Search | Showing 20 by default of 41 entries

Sales Delivery Number	Packing ID	Picking ID	Customer Code	Customer Name	Order Qty	Total Products	Packed Qty	Picked Qty	Packed Boxes	Packing Closed Date & Time	Packing Status	Action
2200030	PCK1591784003	PL1591783674	SD0100015	MARUTI SUZUKI INDIA LIMITED	1200	1	1200	1200	1	2020-06-10 15:43:30	Completed Packing & Closed	  
22000320	PCK1591772612	PL1591771075	SD0100013	MARUTI SUZUKI INDIA LIMITED	840	1	840	840	1	2020-06-10 12:33:42	Completed Packing & Closed	  
22000319	PCK1591772637	PL1591771016	SD0100013	MARUTI SUZUKI INDIA LIMITED	400	1	400	400	1	2020-06-10 12:33:58	Completed Packing & Closed	  
21910015		PL1591770239	SD0100015	MARUTI SUZUKI INDIA LIMITED	1200	0			0		Not started	   
21901213		PL1591769319	SD0100013	MARUTI SUZUKI INDIA LIMITED	1000	0			0		Not started	   
22000182	PCK1591767520	PL1591767434	SD0100015	MARUTI SUZUKI INDIA LIMITED	600	1	600	600	1	2020-06-10 11:08:53	Completed Packing & Closed	  
22000181		PL1591704405	SD0100013	MARUTI SUZUKI INDIA LIMITED	120	1	120	120	1	2020-06-09 17:43:29	Completed Packing & Closed	  
NGK-8598542		PL1591703796	SD0100013	MARUTI SUZUKI INDIA LIMITED	200	1	200	200	1	2020-06-09 17:33:19	Completed Packing & Closed	  
22000180		PL1591697278	SD0100015	MARUTI SUZUKI INDIA LIMITED	200	1	299	299	1	2020-06-09 15:47:37	Completed Packing & Closed	  
220006785982		PL1591696734	SD0100010	HONDA MOTORCYCLE SCOOTER INDIA	600	1	600	600	1	2020-06-09 15:47:37	Completed Packing & Closed	  

Step VII: Click on “List” button to view the material in the delivery.

PACKING SUMMARY

Searched values : Default Search | Showing 20 by default of 41 entries

Sales Delivery Number	Packing ID	Picking ID	Customer Code	Customer Name	Order Qty	Total Products	Packed Qty	Picked Qty	Packed Boxes	Packing Closed Date & Time	Packing Status	Action
2200030	PCK1591784003	PL1591783674	SD0100015	MARUTI SUZUKI INDIA LIMITED	1200	1	1200	1200	1	2020-06-10 15:43:30	Completed Packing & Closed	  
22000320	PCK1591772612	PL1591771075	SD0100013	MARUTI SUZUKI INDIA LIMITED	840	1	840	840	1	2020-06-10 12:33:42	Completed Packing & Closed	  
22000319	PCK1591772637	PL1591771016	SD0100013	MARUTI SUZUKI INDIA LIMITED	400	1	400	400	1	2020-06-10 12:33:58	Completed Packing & Closed	  
21910015		PL1591770239	SD0100015	MARUTI SUZUKI INDIA LIMITED	1200	0			0		Not started	   
21901213		PL1591769319	SD0100013	MARUTI SUZUKI INDIA LIMITED	1000	0			0		Not started	   
22000182	PCK1591767520	PL1591767434	SD0100015	MARUTI SUZUKI INDIA LIMITED	600	1	600	600	1	2020-06-10 11:08:53	Completed Packing & Closed	  
22000181		PL1591704405	SD0100013	MARUTI SUZUKI INDIA LIMITED	120	1	120	120	1	2020-06-09 17:43:29	Completed Packing & Closed	  
NGK-8598542		PL1591703796	SD0100013	MARUTI SUZUKI INDIA LIMITED	200	1	200	200	1	2020-06-09 17:33:19	Completed Packing & Closed	  
22000180		PL1591697278	SD0100015	MARUTI SUZUKI INDIA LIMITED	200	1	299	299	1	2020-06-09 15:47:37	Completed Packing & Closed	  
220006785982		PL1591696734	SD0100010	HONDA MOTORCYCLE SCOOTER INDIA	600	1	600	600	1	2020-06-09 15:47:37	Completed Packing & Closed	  


Step VIII: Click on the “edit” button to start packing.


PACKING SUMMARY

Searched values : Default Search | Showing 20 by default of 41 entries

Sales Delivery Number	Packing ID	Picking ID	Customer Code	Customer Name	Order Qty	Total Products	Packed Qty	Picked Qty	Packed Boxes	Packing Closed Date & Time	Packing Status	Action
2200030	PCK1591784003	PL1591783674	SD0100015	MARUTI SUZUKI INDIA LIMITED	1200	1	1200	1200	1	2020-06-10 15:43:30	Completed Packing & Closed	  
22000320	PCK1591772612	PL1591771075	SD0100013	MARUTI SUZUKI INDIA LIMITED	840	1	840	840	1	2020-06-10 12:33:42	Completed Packing & Closed	  
22000319	PCK1591772637	PL1591771016	SD0100013	MARUTI SUZUKI INDIA LIMITED	400	1	400	400	1	2020-06-10 12:33:58	Completed Packing & Closed	  
21910015		PL1591770239	SD0100015	MARUTI SUZUKI INDIA LIMITED	1200	0			0		Not started	     <div>EDIT</div>
21901213		PL1591769319	SD0100013	MARUTI SUZUKI INDIA LIMITED	1000	0			0		Not started	    
22000182	PCK1591767520	PL1591767434	SD0100015	MARUTI SUZUKI INDIA LIMITED	600	1	600	600	1	2020-06-10 11:08:53	Completed Packing & Closed	  
22000181		PL1591704405	SD0100013	MARUTI SUZUKI INDIA LIMITED	120	1	120	120	1	2020-06-09 17:43:29	Completed Packing & Closed	  
NGK-8598542		PL1591703796	SD0100013	MARUTI SUZUKI INDIA LIMITED	200	1	200	200	1	2020-06-09 17:33:19	Completed Packing & Closed	  
22000180		PL1591697278	SD0100015	MARUTI SUZUKI INDIA LIMITED	200	1	299	299	1	2020-06-09 15:47:37	Completed Packing & Closed	  
seabirdlogisolutions.co/ngk_sll_wms/admin/packing_process_outword.php?p_id=PL1591770239&order=23&c_nn=2&packing_id=PCK1593419181								600	1	2020-06-09	Completed Packing &	  

Step IX: Click on “Open Box” to start packing process.


SEABIRD
LOGISOLUTIONS


Super Admin-Super Admin, Last Login: 2020-07-06 00:05:56

General Info Warehouse Inward Management Outward Management Store Management MIS Report Upload & HHT Mngt

Packing Process

Search Picking ID
PL1591441013

Delivery No
21910002

Customer Code
SD0100015

OPEN BOX


BACK

CLOSE PACKING

CLOSE BOX

ALL BOXES

Order Details

Product Code	Order QTY	Picked QTY	Packed QTY	Batch Code	Lot No.	Packing Status	Action
814 MR7E-9	1000	1000		batch40		Not Started	

Box Summary

Box No	Total Products	Total Quantity	Action
--------	----------------	----------------	--------

Manual Packed Quantity

--Select Product Code--

Packed Qty


ADD AND CONFIRM


Scan QR code

(OR)

DETAILS OF PACKING THROUGH SCANNING

Step X: Select the material packing process either manual or scanning.


SEABIRD
LOGISOLUTIONS


Super Admin-Super Admin, Last Login: 2020-07-06 00:05:56

General Info Warehouse Inward Management Outward Management Store Management MIS Report Upload & HHT Mngt

Packing Process

Search Picking ID
PL1591441013

Delivery No
21910002

Customer Code
SD0100015

BACK

CLOSE PACKING

OPEN BOX

CLOSE BOX

ALL BOXES

Order Details

Product Code	Order QTY	Picked QTY	Packed QTY	Batch Code	Lot No.	Packing Status	Action
814 MR7E-9	1000	1000		batch40		Not Started	

Box Summary

Box No	Total Products	Total Quantity	Action
--------	----------------	----------------	--------

Manual Packed Quantity

--Select Product Code--

Packed Qty


ADD AND CONFIRM


Scan QR code

(OR)

DETAILS OF PACKING THROUGH SCANNING

Step XI: Select the "product code" in manual packing.


SEABIRD
LOGISOLUTIONS


Super Admin-Super Admin, Last Login: 2020-07-06 00:05:56

General Info Warehouse Inward Management Outward Management Store Management MIS Report Upload & HHT Mngt

Packing Process

Search Picking ID
PL1591441013

Delivery No
21910002

Customer Code
SD0100015

BACK

CLOSE PACKING

OPEN BOX

CLOSE BOX

ALL BOXES

Order Details

Product Code	Order QTY	Picked QTY	Packed QTY	Batch Code	Lot No.	Packing Status	Action
814 MR7E-9	1000	1000		batch40		Not Started	

Box Summary

Box No	Total Products	Total Quantity	Action
--------	----------------	----------------	--------

Manual Packed Quantity

--Select Product Code--

--Select Product Code--
814 MR7E-9

Packed Qty


ADD AND CONFIRM


Scan QR code

(OR)

DETAILS OF PACKING THROUGH SCANNING

Step XII: Enter the quantity of the material.


SEABIRD
LOGISOLUTIONS


Super Admin-Super Admin, Last Login: 2020-07-06 00:05:56

[General Info](#)
[Warehouse](#)
[Inward Management](#)
[Outward Management](#)
[Store Management](#)
[MIS Report](#)
[Upload & HHT Mngt](#)

Packing Process

Search Picking ID

PL1591441013

Delivery No

21910002

Customer Code

SD0100015

BACK

CLOSE PACKING

OPEN BOX

Current Box

BOX-1-21910002

CLOSE BOX

ALL BOXES

Order Details

Product Code	Order QTY	Picked QTY	Packed QTY	Batch Code	Lot No.	Packing Status	Action
814 MR7E-9	1000	1000		batch40		Not Started	

Box Summary

Box No	Total Products	Total Quantity	Action
--------	----------------	----------------	--------

Manual Packed Quantity

814 MR7E-9


ADD AND CONFIRM


Scan QR code

(OR)

DETAILS OF PACKING THROUGH SCANNING

Step XIII: Click on “Add and Confirm” save the packing step.


SEABIRD
LOGISOLUTIONS


Super Admin-Super Admin, Last Login: 2020-07-06 00:05:56

[General Info](#)
[Warehouse](#)
[Inward Management](#)
[Outward Management](#)
[Store Management](#)
[MIS Report](#)
[Upload & HHT Mngt](#)

Packing Process

Search Picking ID

PL1591441013

Delivery No

21910002

Customer Code

SD0100015

BACK

CLOSE PACKING

OPEN BOX

Current Box

BOX-1-21910002

CLOSE BOX

ALL BOXES

Order Details

Product Code	Order QTY	Picked QTY	Packed QTY	Batch Code	Lot No.	Packing Status	Action
814 MR7E-9	1000	1000		batch40		Not Started	

Box Summary

Box No	Total Products	Total Quantity	Action
--------	----------------	----------------	--------

Manual Packed Quantity

814 MR7E-9


ADD AND CONFIRM


Scan QR code

(OR)

DETAILS OF PACKING THROUGH SCANNING

Step XIII: Click on “Close Box” to close the packing of that delivery no.


SEABIRD
LOGISOLUTIONS


Super Admin-Super Admin, Last Login: 2020-07-06 00:05:56

General Info Warehouse Inward Management Outward Management Store Management MIS Report Upload & HHT Mngt

Packing Process

Search Picking ID
PL1591441013

Delivery No
21910002

Customer Code
SD0100015

BACK

CLOSE PACKING

OPEN BOX

CLOSE BOX

ALL BOXES

Current Box
BOX-1-21910002

Order Details

Product Code	Order QTY	Picked QTY	Packed QTY	Batch Code	Lot No.	Packing Status	Action
814 MR7E-9	1000	1000		batch40		Not Started	

Box Summary

Box No	Total Products	Total Quantity	Action
BOX-1-21910002	1	1000	

Manual Packed Quantity

814 MR7E-9


1000


ADD AND CONFIRM

Scan QR code

DETAILS OF PACKING THROUGH SCANNING

Step XIV: Click on “OK” on the popup.


SEABIRD
LOGISOLUTIONS


Super Admin-Super Admin, Last Login: 2020-07-06 00:05:56

General Info Warehouse Inward Management Outward Management Store Management MIS Report Upload & HHT Mngt

OK

seabirdlogisolutions.co says
Box closed.

Packing Process

Search Picking ID
PL1591441013

Delivery No
21910002

Customer Code
SD0100015

BACK

CLOSE PACKING

OPEN BOX

CLOSE BOX

ALL BOXES

Current Box
BOX-1-21910002

Order Details

Product Code	Order QTY	Picked QTY	Packed QTY	Batch Code	Lot No.	Packing Status	Action
814 MR7E-9	1000	1000	1000	batch40		Completed	

Box Summary

Box No	Total Products	Total Quantity	Action
BOX-1-21910002	1	1000	

Manual Packed Quantity

814 MR7E-9


1000


ADD AND CONFIRM

Scan QR code

DETAILS OF PACKING THROUGH SCANNING

Step XV: Click on “Box” icon to reopen the packed box.


SEABIRD
LOGISOLUTIONS


Super Admin-Super Admin, Last Login: 2020-07-06 00:05:56

[General Info](#)
[Warehouse](#)
[Inward Management](#)
[Outward Management](#)
[Store Management](#)
[MIS Report](#)
[Upload & HHT Mngt](#)

Packing Process

Search Picking ID
PL1591441013

Delivery No
21910002

Customer Code
SD0100015

OPEN BOX

Current Box

CLOSE BOX

ALL BOXES



BACK

CLOSE PACKING

Order Details

Product Code	Order QTY	Picked QTY	Packed QTY	Batch Code	Lot No.	Packing Status	Action
814 MR7E-9	1000	1000	1000	batch40		Completed	

Box Summary

Box No	Total Products	Total Quantity	Action
BOX-1-21910002	1	1000	  <div>Re-Open Box</div>

Manual Packed Quantity

814 MR7E-9

1000


ADD AND CONFIRM


Scan QR code

(OR)

DETAILS OF PACKING THROUGH SCANNING

Step XVI: Click on “Print” icon to print the packing slip.


SEABIRD
LOGISOLUTIONS


Super Admin-Super Admin, Last Login: 2020-07-06 00:05:56

[General Info](#)
[Warehouse](#)
[Inward Management](#)
[Outward Management](#)
[Store Management](#)
[MIS Report](#)
[Upload & HHT Mngt](#)

Packing Process

Search Picking ID
PL1591441013

Delivery No
21910002

Customer Code
SD0100015

OPEN BOX

Current Box

CLOSE BOX

ALL BOXES



BACK

CLOSE PACKING

Order Details

Product Code	Order QTY	Picked QTY	Packed QTY	Batch Code	Lot No.	Packing Status	Action
814 MR7E-9	1000	1000	1000	batch40		Completed	

Box Summary

Box No	Total Products	Total Quantity	Action
BOX-1-21910002	1	1000	  <div>Print</div>

Manual Packed Quantity

814 MR7E-9

1000

ADD AND CONFIRM

Scan QR code

(OR)

DETAILS OF PACKING THROUGH SCANNING

Step XVII: Print the packing slip.

Packing Slip | 06.07.2020 12:48:19 PM


BOX-1-21910002

NGK SPARK PLUGS INDIA PVT LTD

Delivery No: 21910002	C.Code:SD0100015
C.Name : SPS, MR	Pincode: 122051
Shipping Address: SPS, MR, MAHARAJA 122051 NGK SPARK PLUGS INDIA PVT LTD PLANT: PLOT NO-1 PHASE-3A-1ST MANDELAL, GURGAON, Haryana, INDIA Pincode: 122051	
State: Haryana	Box No:

SR.NO	PART CODE	MSQ	No. of Bundles	Quantity
Total QTY:				1000

Print 1 sheet of paper

Destination  HP Deskjet 2520 serie

Pages All

Copies 1


Layout Portrait


Color Color

More settings

Print **Cancel**

Step XVIII: Click on "Close Packing" to complete packing.


SEABIRD
LOGISOLUTIONS

 **Super Admin-Super Admin**, Last Login: 2020-07-06 00:05:56

General Info
Warehouse
Inward Management
Outward Management
Store Management
MIS Report
Upload & HHT Mngt

Packing Process

Search Picking ID
PL1591441013

Delivery No
21910002


Customer Code
SD0100015

Current Box

BACK **CLOSE PACKING**

OPEN BOX **CLOSE BOX** **ALL BOXES**

Order Details

Product Code	Order QTY	Picked QTY	Packed QTY	Batch Code	Lot No.	Packing Status	Action
814 MR7E-9	1000	1000	1000	batch40		Completed	



Manual Packed Quantity

814 MR7E-9

1000

ADD AND CONFIRM

Box Summary

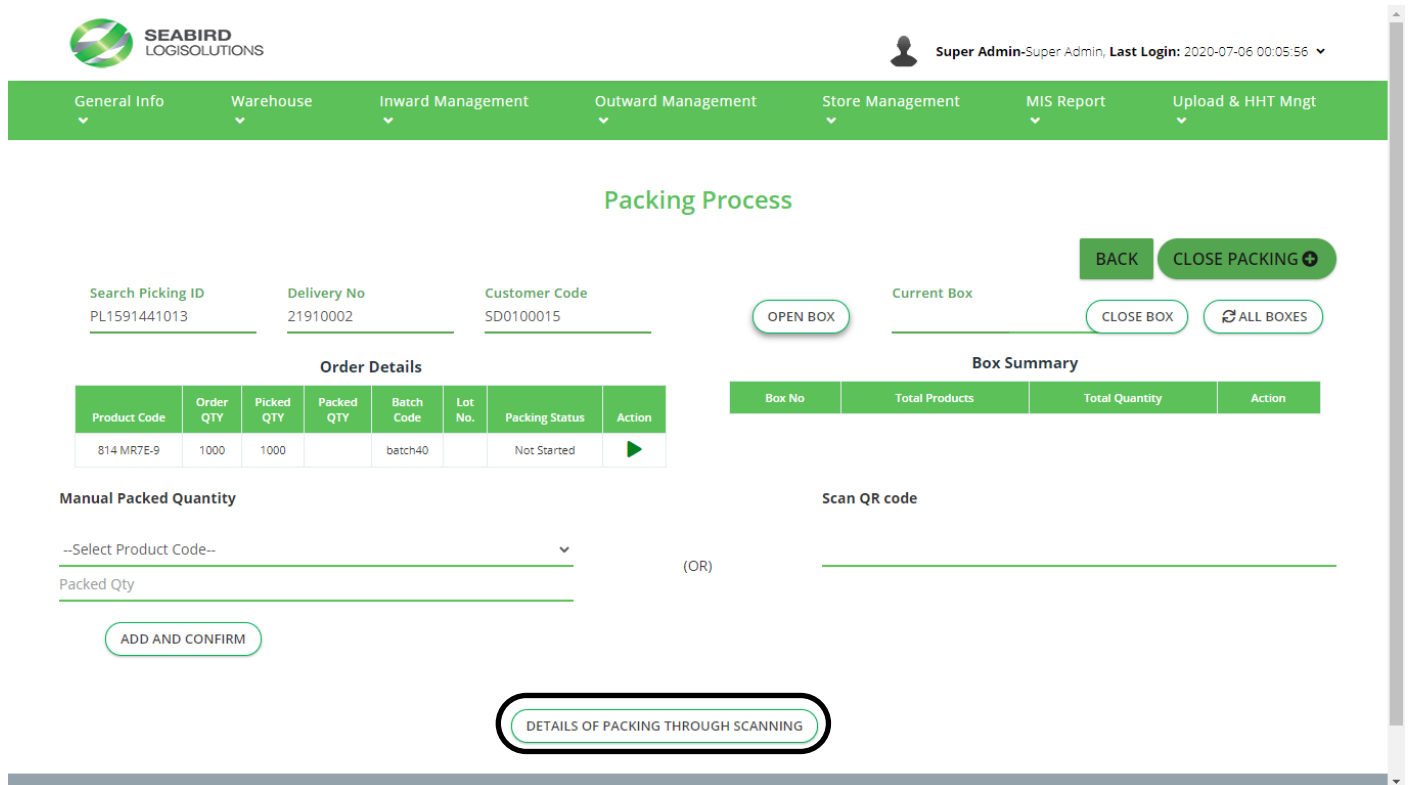
Box No	Total Products	Total Quantity	Action
BOX-1-21910002	1	1000	 

Scan QR code

(OR)

DETAILS OF PACKING THROUGH SCANNING

Step XIX: Click on “Details of packing through scanning” to view the scanned quantity.



SEABIRD LOGISOLUTIONS Super Admin-Super Admin, Last Login: 2020-07-06 00:05:56

General Info Warehouse Inward Management Outward Management Store Management MIS Report Upload & HHT Mngt

Packing Process

Search Picking ID: PL1591441013 Delivery No: 21910002 Customer Code: SD0100015

BACK CLOSE PACKING

OPEN BOX Current Box CLOSE BOX ALL BOXES

Order Details

Product Code	Order QTY	Picked QTY	Packed QTY	Batch Code	Lot No.	Packing Status	Action
814 MR7E-9	1000	1000		batch40		Not Started	▶

Box Summary

Box No	Total Products	Total Quantity	Action
--------	----------------	----------------	--------

Manual Packed Quantity: --Select Product Code-- (OR) Scan QR code

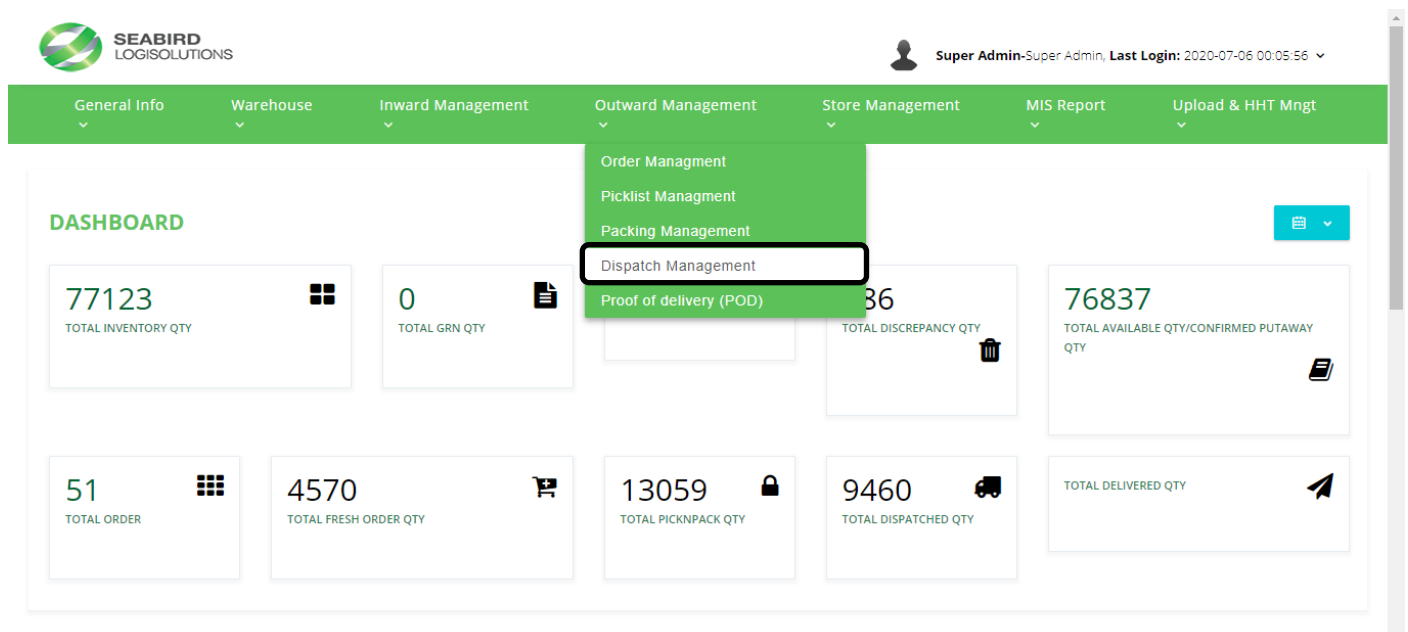
Packed Qty:

ADD AND CONFIRM

DETAILS OF PACKING THROUGH SCANNING

DISPATCH MANAGEMENT

Step I: Click on “Dispatch Management” to start the dispatch process.



SEABIRD LOGISOLUTIONS Super Admin-Super Admin, Last Login: 2020-07-06 00:05:56

General Info Warehouse Inward Management Outward Management Store Management MIS Report Upload & HHT Mngt

DASHBOARD

- Order Managment
- Picklist Management
- Packing Management
- Dispatch Management**
- Proof of delivery (POD)

77123 TOTAL INVENTORY QTY

0 TOTAL GRN QTY

36 TOTAL DISCREPANCY QTY

76837 TOTAL AVAILABLE QTY/CONFIRMED PUTAWAY QTY

51 TOTAL ORDER

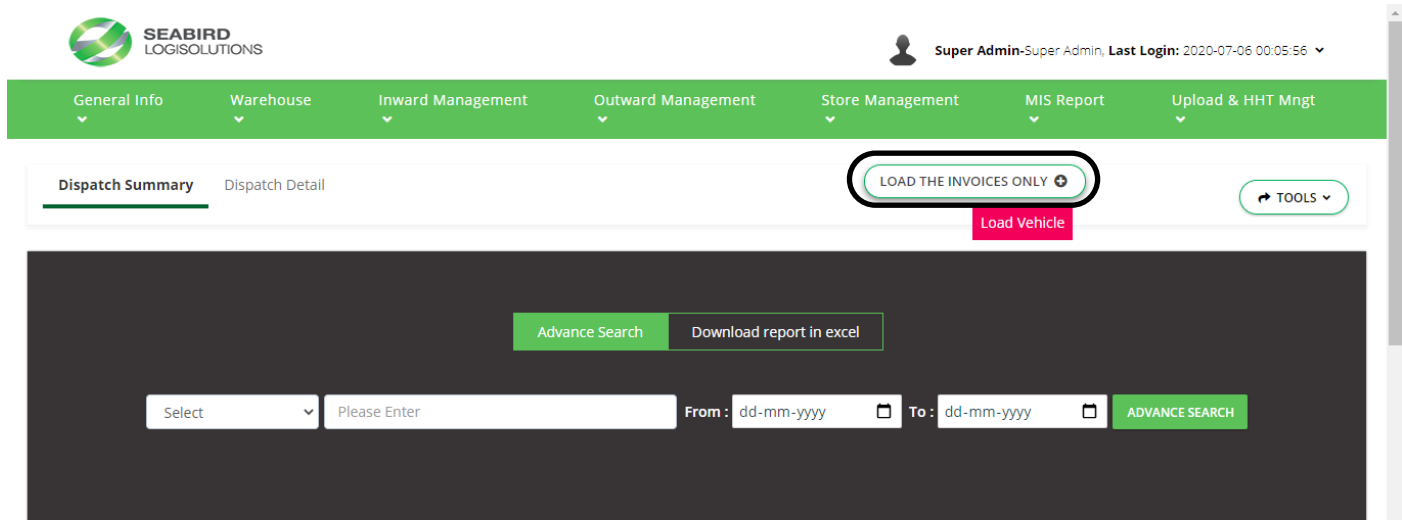
4570 TOTAL FRESH ORDER QTY

13059 TOTAL PICKNPACK QTY

9460 TOTAL DISPATCHED QTY

TOTAL DELIVERED QTY

Step II: Click on “Load the invoices only” to open the loading bay.



SEABIRD LOGISOLUTIONS

Super Admin-Super Admin, Last Login: 2020-07-06 00:05:56

General Info Warehouse Inward Management Outward Management Store Management MIS Report Upload & HHT Mngt

Dispatch Summary Dispatch Detail

LOAD THE INVOICES ONLY



Load Vehicle

Advance Search Download report in excel

Select Please Enter From: dd-mm-yyyy To: dd-mm-yyyy ADVANCE SEARCH

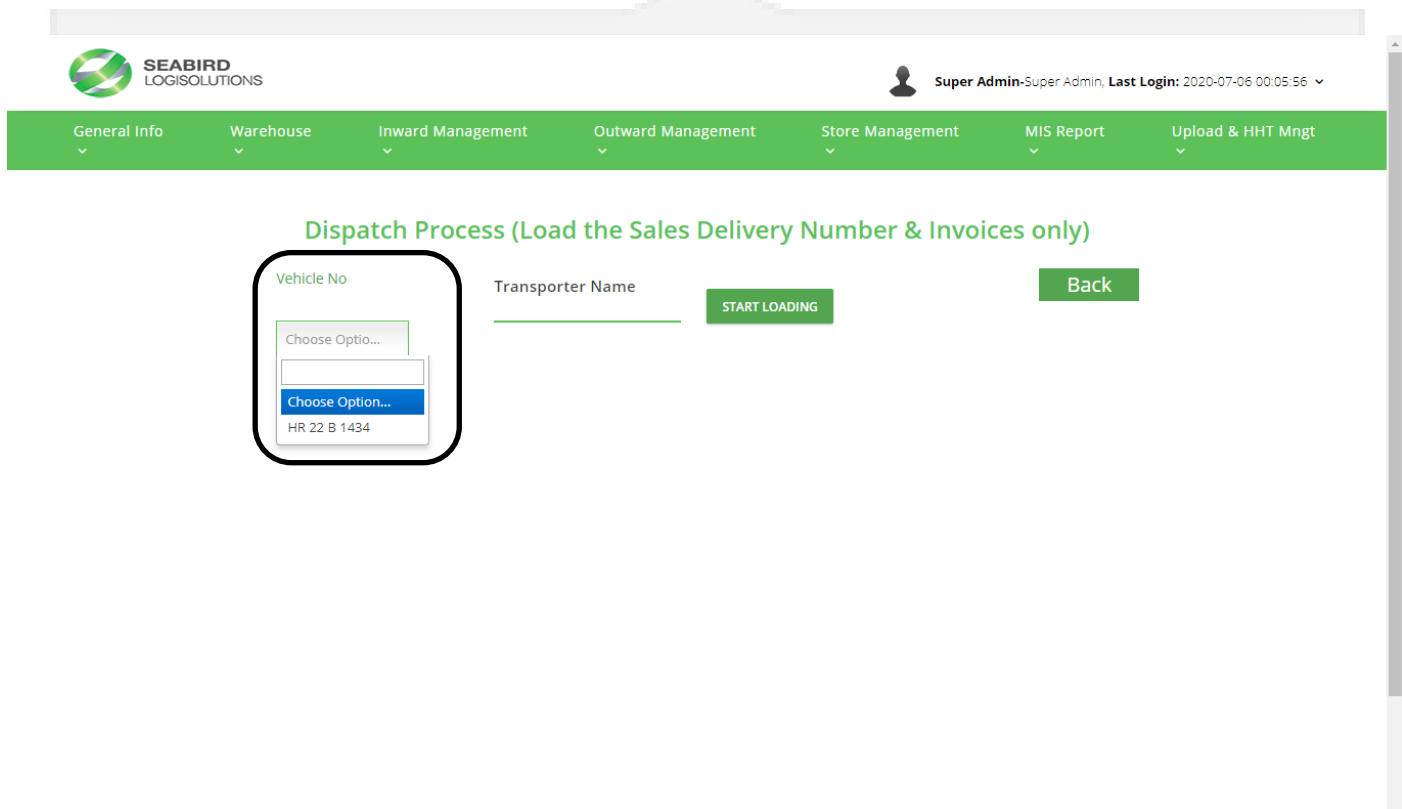
DISPATCH SUMMARY

Searched values : Default Search | Showing 18 by default of 18 entries

Dispatch Id	Vehicle Number	Transporter Name	Total LRs	Total Boxes /Bins	Total Dispatch Qty	Total Customers	Total Sale Delivery Orders	Sale Delivery Number	Dispatch Start Date	Dispatch End Date	Status	Action
18	ch 01 bb 9292	NITTSU LOGISTICS INDIA PRIVATE LIMITED	1	10	800	2	2	202006001, 202006002	2020-06-16 12:32:49	2020-06-16 12:33:43	Dispatch Closed	 

seabirdlogisolutions.co/ngk_sll_wms/admin/dispatch_lr_invoice_only.php

Step III: Select the vehicle in which the material has to load.



SEABIRD LOGISOLUTIONS

Super Admin-Super Admin, Last Login: 2020-07-06 00:05:56

General Info Warehouse Inward Management Outward Management Store Management MIS Report Upload & HHT Mngt

Dispatch Process (Load the Sales Delivery Number & Invoices only)

Vehicle No

Choose Option...

Choose Option...


HR 22 B 1434


Transporter Name

START LOADING

Back

Step IV: Click on “Start Loading” to start material loading.


SEABIRD
LOGISOLUTIONS

 **Super Admin-Super Admin**, Last Login: 2020-07-06 00:05:56

General Info
Warehouse
Inward Management
Outward Management
Store Management
MIS Report
Upload & HHT Mngt

Dispatch Process (Load the Sales Delivery Number & Invoices only)

Vehicle No

HR 22 B 1434


Transporter Name


3T INDUSTRIAL SOLUTIONS

START LOADING

Back

Step V: Mark the tick on the order id which need to be load in the vehicle.


SEABIRD
LOGISOLUTIONS

 **Super Admin-Super Admin**, Last Login: 2020-07-06 00:05:56

General Info
Warehouse
Inward Management
Outward Management
Store Management
MIS Report
Upload & HHT Mngt

Dispatch Process (Load the Sales Delivery Number & Invoices only)

Vehicle No

HR 22 B 1434

Transporter Name

3T INDUSTRIAL SOLUTIONS

STOP LOADING


CLOSE DISPATCH & LOADING


Back

SELECT & DISPATCH CONFIRM

Dispatch confirm	Packing ID	Picking ID	Order Id	Sales Delivery No.	Customer Name	Picking END Date	Packing END Date
<input checked="" type="checkbox"/>	PCK1593254645	PL1593251645	109	136129416294	MSIL GGN	2020-06-27 16:14:09	2020-06-27 16:14:09
<input type="checkbox"/>	PCK1593423728	PL1593417666	106	TESTSDN1234	HCIL TAPUKARA	2020-06-29 15:12:14	2020-06-29 15:12:14
<input type="checkbox"/>	PCK1592204760	PL1592200240	92	10012	MSIL GGN	2020-06-15 12:36:12	2020-06-15 12:36:12
<input type="checkbox"/>	PCK1592045917	PL1592045820	91	1007	SPIL MSR	2020-06-13 16:28:40	2020-06-13 16:28:40
<input type="checkbox"/>	PCK1592041570	PL1592031677	88	1002	SPIL MSR	2020-06-13 15:16:12	2020-06-13 15:16:12
<input type="checkbox"/>	PCK1592041452	PL1592031604	87	1001	SPIL MSR	2020-06-13 15:14:14	2020-06-13 15:14:14
<input type="checkbox"/>	PCK1591960366	PL1591960296	50	22000442	MSIL GGN	2020-06-12 16:43:00	2020-06-12 16:43:00
<input type="checkbox"/>	PCK1591957854	PL1591957552	47	22000453	SPIL MSR	2020-06-12 16:01:02	2020-06-12 16:01:02

Step VI: Tick mark on the dispatch confirm to select all the orders.


SEABIRD
LOGISOLUTIONS


Super Admin-Super Admin, Last Login: 2020-07-06 00:05:56

General Info Warehouse Inward Management Outward Management Store Management MIS Report Upload & HHT Mngt


Dispatch Process (Load the Sales Delivery Number & Invoices only)


Vehicle No
HR 22 B 1434
 Transporter Name
3T INDUSTRIAL SOLUTIONS
 STOP LOADING
CLOSE DISPATCH & LOADING
 Back

SELECT & DISPATCH CONFIRM

Dispatch confirm	Packing ID	Picking ID	Order Id	Sales Delivery No.	Customer Name	Picking END Date	Packing END Date
<input checked="" type="checkbox"/>	PCK1593254645	PL1593251645	109	136129416294	MSIL GGN	2020-06-27 16:14:09	2020-06-27 16:14:09
<input checked="" type="checkbox"/>	PCK1593423728	PL1593417666	106	TESTSDN1234	HCIL TAPUKARA	2020-06-29 15:12:14	2020-06-29 15:12:14
<input checked="" type="checkbox"/>	PCK1592204760	PL1592200240	92	10012	MSIL GGN	2020-06-15 12:36:12	2020-06-15 12:36:12
<input checked="" type="checkbox"/>	PCK1592045917	PL1592045820	91	1007	SPIL MSR	2020-06-13 16:28:40	2020-06-13 16:28:40
<input checked="" type="checkbox"/>	PCK1592041570	PL1592031677	88	1002	SPIL MSR	2020-06-13 15:16:12	2020-06-13 15:16:12
<input checked="" type="checkbox"/>	PCK1592041452	PL1592031604	87	1001	SPIL MSR	2020-06-13 15:14:14	2020-06-13 15:14:14
<input checked="" type="checkbox"/>	PCK1591960366	PL1591960296	50	22000442	MSIL GGN	2020-06-12 16:43:00	2020-06-12 16:43:00
<input checked="" type="checkbox"/>	PCK1591957854	PL1591957552	47	22000453	SPIL MSR	2020-06-12 16:01:02	2020-06-12 16:01:02

Step VII: Click on “Select & dispatch confirm” to load the selected order.


SEABIRD
LOGISOLUTIONS


Super Admin-Super Admin, Last Login: 2020-07-06 00:05:56

General Info Warehouse Inward Management Outward Management Store Management MIS Report Upload & HHT Mngt

Dispatch Process (Load the Sales Delivery Number & Invoices only)

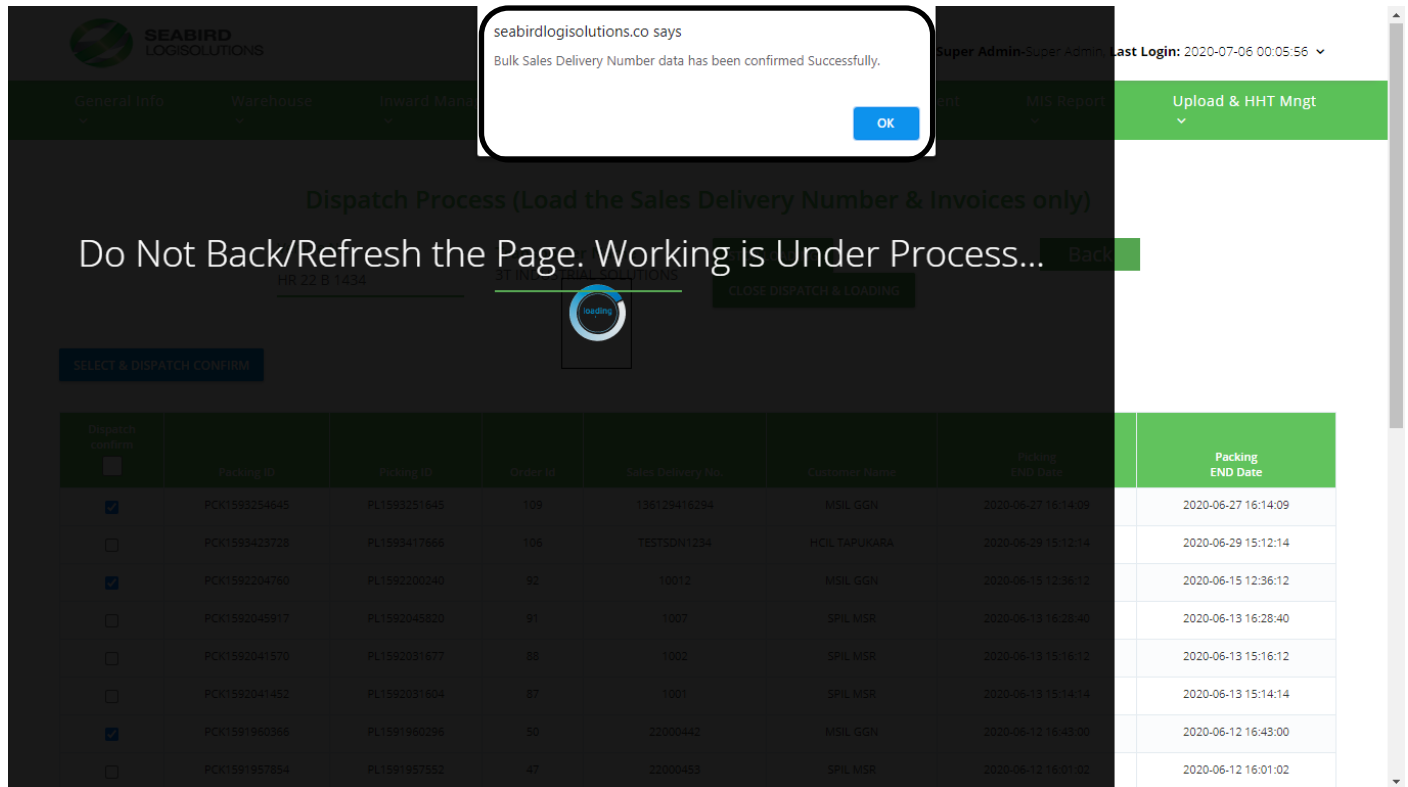
Vehicle No
HR 22 B 1434
 Transporter Name
3T INDUSTRIAL SOLUTIONS
 STOP LOADING
CLOSE DISPATCH & LOADING
 Back

SELECT & DISPATCH CONFIRM

main-check checkbox & click here for Confirming all selected.

Dispatch confirm	Packing ID	Picking ID	Order Id	Sales Delivery No.	Customer Name	Picking END Date	Packing END Date
<input checked="" type="checkbox"/>	PCK1593254645	PL1593251645	109	136129416294	MSIL GGN	2020-06-27 16:14:09	2020-06-27 16:14:09
<input type="checkbox"/>	PCK1593423728	PL1593417666	106	TESTSDN1234	HCIL TAPUKARA	2020-06-29 15:12:14	2020-06-29 15:12:14
<input checked="" type="checkbox"/>	PCK1592204760	PL1592200240	92	10012	MSIL GGN	2020-06-15 12:36:12	2020-06-15 12:36:12
<input type="checkbox"/>	PCK1592045917	PL1592045820	91	1007	SPIL MSR	2020-06-13 16:28:40	2020-06-13 16:28:40
<input type="checkbox"/>	PCK1592041570	PL1592031677	88	1002	SPIL MSR	2020-06-13 15:16:12	2020-06-13 15:16:12
<input type="checkbox"/>	PCK1592041452	PL1592031604	87	1001	SPIL MSR	2020-06-13 15:14:14	2020-06-13 15:14:14
<input checked="" type="checkbox"/>	PCK1591960366	PL1591960296	50	22000442	MSIL GGN	2020-06-12 16:43:00	2020-06-12 16:43:00
<input type="checkbox"/>	PCK1591957854	PL1591957552	47	22000453	SPIL MSR	2020-06-12 16:01:02	2020-06-12 16:01:02

Step VIII: Click “Ok” on the popup received.



seabirdlogisolutions.co says
Bulk Sales Delivery Number data has been confirmed Successfully.

OK

Super Admin-Super Admin, Last Login: 2020-07-06 00:05:56

General Info Warehouse Inward Management Outward Management Store Management MIS Report Upload & HHT Mngt

Dispatch Process (Load the Sales Delivery Number & Invoices only)

Do Not Back/Refresh the Page. Working is Under Process...

HR 22 B 1434 3T INDUSTRIAL SOLUTIONS

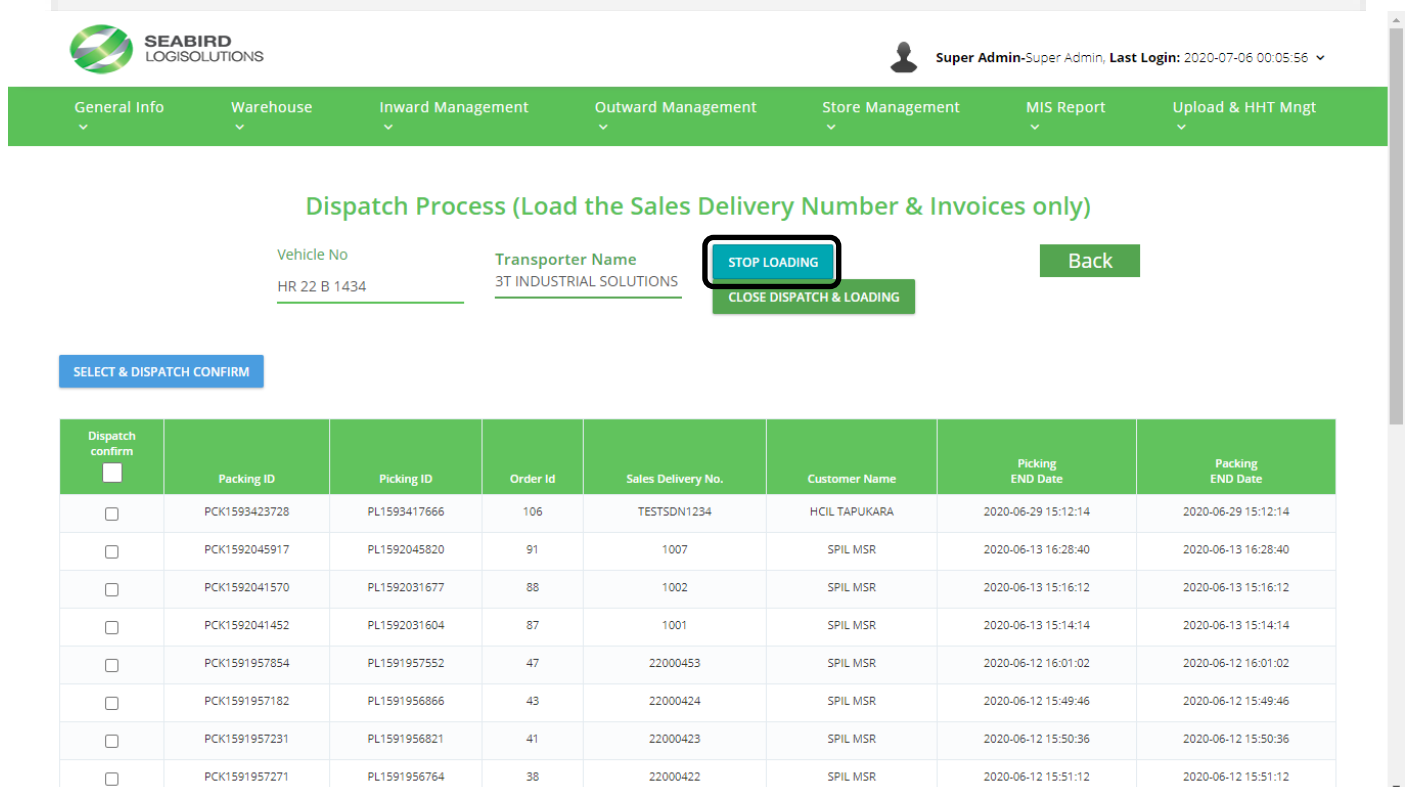
loading

CLOSE DISPATCH & LOADING

SELECT & DISPATCH CONFIRM

Dispatch confirm	Packing ID	Picking ID	Order Id	Sales Delivery No.	Customer Name	Picking END Date	Packing END Date
<input checked="" type="checkbox"/>	PCK1593254645	PL1593251645	109	136129416294	MSIL GGN	2020-06-27 16:14:09	2020-06-27 16:14:09
<input type="checkbox"/>	PCK1593423728	PL1593417666	106	TESTSDN1234	HCIL TAPUKARA	2020-06-29 15:12:14	2020-06-29 15:12:14
<input checked="" type="checkbox"/>	PCK1592204760	PL1592200240	92	10012	MSIL GGN	2020-06-15 12:36:12	2020-06-15 12:36:12
<input type="checkbox"/>	PCK1592045917	PL1592045820	91	1007	SPIL MSR	2020-06-13 16:28:40	2020-06-13 16:28:40
<input type="checkbox"/>	PCK1592041570	PL1592031677	88	1002	SPIL MSR	2020-06-13 15:16:12	2020-06-13 15:16:12
<input type="checkbox"/>	PCK1592041452	PL1592031604	87	1001	SPIL MSR	2020-06-13 15:14:14	2020-06-13 15:14:14
<input checked="" type="checkbox"/>	PCK1591960366	PL1591960296	50	22000442	MSIL GGN	2020-06-12 16:43:00	2020-06-12 16:43:00
<input type="checkbox"/>	PCK1591957854	PL1591957552	47	22000453	SPIL MSR	2020-06-12 16:01:02	2020-06-12 16:01:02

Step IX: Click on “Stop Loading” to stop loading of vehicle temporarily.



SEABIRD LOGISOLUTIONS

Super Admin-Super Admin, Last Login: 2020-07-06 00:05:56

General Info Warehouse Inward Management Outward Management Store Management MIS Report Upload & HHT Mngt

Dispatch Process (Load the Sales Delivery Number & Invoices only)

Vehicle No
HR 22 B 1434

Transporter Name
3T INDUSTRIAL SOLUTIONS

STOP LOADING


Back


CLOSE DISPATCH & LOADING

SELECT & DISPATCH CONFIRM

Dispatch confirm	Packing ID	Picking ID	Order Id	Sales Delivery No.	Customer Name	Picking END Date	Packing END Date
<input type="checkbox"/>	PCK1593423728	PL1593417666	106	TESTSDN1234	HCIL TAPUKARA	2020-06-29 15:12:14	2020-06-29 15:12:14
<input type="checkbox"/>	PCK1592045917	PL1592045820	91	1007	SPIL MSR	2020-06-13 16:28:40	2020-06-13 16:28:40
<input type="checkbox"/>	PCK1592041570	PL1592031677	88	1002	SPIL MSR	2020-06-13 15:16:12	2020-06-13 15:16:12
<input type="checkbox"/>	PCK1592041452	PL1592031604	87	1001	SPIL MSR	2020-06-13 15:14:14	2020-06-13 15:14:14
<input type="checkbox"/>	PCK1591957854	PL1591957552	47	22000453	SPIL MSR	2020-06-12 16:01:02	2020-06-12 16:01:02
<input type="checkbox"/>	PCK1591957182	PL1591956866	43	22000424	SPIL MSR	2020-06-12 15:49:46	2020-06-12 15:49:46
<input type="checkbox"/>	PCK1591957231	PL1591956821	41	22000423	SPIL MSR	2020-06-12 15:50:36	2020-06-12 15:50:36
<input type="checkbox"/>	PCK1591957271	PL1591956764	38	22000422	SPIL MSR	2020-06-12 15:51:12	2020-06-12 15:51:12

Step X: Click on “Close dispatch & loading” to complete loading.




Super Admin-Super Admin, Last Login: 2020-07-06 00:05:56

General Info
Warehouse
Inward Management
Outward Management
Store Management
MIS Report
Upload & HHT Mngt

Dispatch Process (Load the Sales Delivery Number & Invoices only)

Vehicle No
HR 22 B 1434

Transporter Name
3T INDUSTRIAL SOLUTIONS


STOP LOADING
CLOSE DISPATCH & LOADING


Back

SELECT & DISPATCH CONFIRM

Dispatch confirm	Packing ID	Picking ID	Order Id	Sales Delivery No.	Customer Name	Picking END Date	Packing END Date
<input type="checkbox"/>	PCK1593423728	PL1593417666	106	TESTSDN1234	HCIL TAPUKARA	2020-06-29 15:12:14	2020-06-29 15:12:14
<input type="checkbox"/>	PCK1592045917	PL1592045820	91	1007	SPIL MSR	2020-06-13 16:28:40	2020-06-13 16:28:40
<input type="checkbox"/>	PCK1592041570	PL1592031677	88	1002	SPIL MSR	2020-06-13 15:16:12	2020-06-13 15:16:12
<input type="checkbox"/>	PCK1592041452	PL1592031604	87	1001	SPIL MSR	2020-06-13 15:14:14	2020-06-13 15:14:14
<input type="checkbox"/>	PCK1591957854	PL1591957552	47	22000453	SPIL MSR	2020-06-12 16:01:02	2020-06-12 16:01:02
<input type="checkbox"/>	PCK1591957182	PL1591956866	43	22000424	SPIL MSR	2020-06-12 15:49:46	2020-06-12 15:49:46
<input type="checkbox"/>	PCK1591957231	PL1591956821	41	22000423	SPIL MSR	2020-06-12 15:50:36	2020-06-12 15:50:36
<input type="checkbox"/>	PCK1591957271	PL1591956764	38	22000422	SPIL MSR	2020-06-12 15:51:12	2020-06-12 15:51:12

Step XI: Click on “Ok/Cancel” button to close the loading process.




Super Admin-Super Admin, Last Login: 2020-07-06 00:05:56

General Info
Warehouse
Inward Management
Outward Management
Store Management
MIS Report
Upload & HHT Mngt

Dispatch Process (Load the Sales Delivery Number & Invoices only)

Vehicle No
HR 22 B 1434

Transporter Name
3T INDUSTRIAL SOLUTIONS

STOP LOADING
CLOSE DISPATCH & LOADING

Back
















SELECT & DISPATCH CONFIRM

Dispatch confirm	Packing ID	Picking ID	Order Id	Sales Delivery No.	Customer Name	Picking END Date	Packing END Date
<input type="checkbox"/>	PCK1593423728	PL1593417666	106	TESTSDN1234	HCIL TAPUKARA	2020-06-29 15:12:14	2020-06-29 15:12:14
<input type="checkbox"/>	PCK1592045917	PL1592045820	91	1007	SPIL MSR	2020-06-13 16:28:40	2020-06-13 16:28:40
<input type="checkbox"/>	PCK1592041570	PL1592031677	88	1002	SPIL MSR	2020-06-13 15:16:12	2020-06-13 15:16:12
<input type="checkbox"/>	PCK1592041452	PL1592031604	87	1001	SPIL MSR	2020-06-13 15:14:14	2020-06-13 15:14:14
<input type="checkbox"/>	PCK1591957854	PL1591957552	47	22000453	SPIL MSR	2020-06-12 16:01:02	2020-06-12 16:01:02
<input type="checkbox"/>	PCK1591957182	PL1591956866	43	22000424	SPIL MSR	2020-06-12 15:49:46	2020-06-12 15:49:46
<input type="checkbox"/>	PCK1591957231	PL1591956821	41	22000423	SPIL MSR	2020-06-12 15:50:36	2020-06-12 15:50:36
<input type="checkbox"/>	PCK1591957271	PL1591956764	38	22000422	SPIL MSR	2020-06-12 15:51:12	2020-06-12 15:51:12

Step XII: Check the details of the loaded vehicles in the dispatch summary.

DISPATCH SUMMARY

Searched values : Default Search | Showing 19 by default of 19 entries

Dispatch Id	Vehicle Number	Transporter Name	Total LRs	Total Boxes /Bins	Total Dispatch Qty	Total Customers	Total Sale Delivery Orders	Sale Delivery Number	Dispatch Start Date	Dispatch End Date	Status	Action
19	HR 22 B 1434	3T INDUSTRIAL SOLUTIONS PRIVATE LIMITED	1	25	2370	3	3	10012, 136129416294, 22000442	2020-07-06 13:00:21	2020-07-06 13:05:44	Dispatch Closed	 
18	ch 01 bb 9292	NITTSU LOGISTICS INDIA PRIVATE LIMITED	1	10	800	2	2	202006001, 202006002	2020-06-16 12:32:49	2020-06-16 12:33:43	Dispatch Closed	 
17	hr55ada0530	NITTSU LOGISTICS INDIA PRIVATE LIMITED	1	15	1200	1	1	220004	2020-06-16 10:43:17	2020-06-16 10:43:36	Dispatch Closed	 
16	HR55AD2222	3T INDUSTRIAL SOLUTIONS PRIVATE LIMITED	1	15	1500	1	1	22003	2020-06-16 10:35:30	2020-06-16 10:35:54	Dispatch Closed	 
15	HR55DA1515	3T INDUSTRIAL SOLUTIONS PRIVATE LIMITED	1	1	100	1	1	2201	2020-06-16 09:53:40	2020-06-16 09:54:03	Dispatch Closed	 
14	HR55AB0796	NATIONAL ROADLINE	1	18	1600	2	2	1003, 1004	2020-06-13 15:33:03	2020-06-13 15:34:44	Dispatch Closed	 
13	HR55A0796	NATIONAL ROADLINE	0	0		0	0		2020-06-13 15:16:48	2020-06-13 15:19:52	Dispatch Closed	 
12	HR47D5115A4	3T INDUSTRIAL SOLUTIONS PRIVATE LIMITED	1	3	600	1	1	1200	2020-06-12 21:27:42	2020-06-12 21:33:38	Dispatch Closed	 
11	hr76a8002	S P TRANSPORT	0	0		0	0		2020-06-12 16:45:39	2020-06-12 16:46:12	Dispatch Closed	 
10	HR55AA1534	NATIONAL ROADLINE	0	0		0	0		2020-06-12 16:06:29	2020-06-12 16:06:41	Dispatch Closed	 
9	hr55a0123	3T INDUSTRIAL SOLUTIONS PRIVATE LIMITED	0	0		0	0		2020-06-12 15:54:51	2020-06-12 15:55:06	Dispatch Closed	 

SPARK PLUGS

TECHNICAL CERAMICS

Step XIII: Click on the “Eye” button to view the order loading data.

DISPATCH SUMMARY

Searched values : Default Search | Showing 19 by default of 19 entries




Dispatch Id	Vehicle Number	Transporter Name	Total LRs	Total Boxes /Bins	Total Dispatch Qty	Total Customers	Total Sale Delivery Orders	Sale Delivery Number	Dispatch Start Date	Dispatch End Date	Status	Action
19	HR 22 B 1434	3T INDUSTRIAL SOLUTIONS PRIVATE LIMITED	1	25	2370	3	3	10012, 136129416294, 22000442	2020-07-06 13:00:21	2020-07-06 13:05:44	Dispatch Closed	 
18	ch 01 bb 9292	NITTSU LOGISTICS INDIA PRIVATE LIMITED	1	10	800	2	2	202006001, 202006002	2020-06-16 12:32:49	2020-06-16 12:33:43	Dispatch Closed	 
17	hr55ada0530	NITTSU LOGISTICS INDIA PRIVATE LIMITED	1	15	1200	1	1	220004	2020-06-16 10:43:17	2020-06-16 10:43:36	Dispatch Closed	 
16	HR55AD2222	3T INDUSTRIAL SOLUTIONS PRIVATE LIMITED	1	15	1500	1	1	22003	2020-06-16 10:35:30	2020-06-16 10:35:54	Dispatch Closed	 
15	HR55DA1515	3T INDUSTRIAL SOLUTIONS PRIVATE LIMITED	1	1	100	1	1	2201	2020-06-16 09:53:40	2020-06-16 09:54:03	Dispatch Closed	 
14	HR55AB0796	NATIONAL ROADLINE	1	18	1600	2	2	1003, 1004	2020-06-13 15:33:03	2020-06-13 15:34:44	Dispatch Closed	 
13	HR55A0796	NATIONAL ROADLINE	0	0		0	0		2020-06-13 15:16:48	2020-06-13 15:19:52	Dispatch Closed	 
12	HR47D5115A4	3T INDUSTRIAL SOLUTIONS PRIVATE LIMITED	1	3	600	1	1	1200	2020-06-12 21:27:42	2020-06-12 21:33:38	Dispatch Closed	 
11	hr76a8002	S P TRANSPORT	0	0		0	0		2020-06-12 16:45:39	2020-06-12 16:46:12	Dispatch Closed	 
10	HR55AA1534	NATIONAL ROADLINE	0	0		0	0		2020-06-12 16:06:29	2020-06-12 16:06:41	Dispatch Closed	 
9	hr55a0123	3T INDUSTRIAL SOLUTIONS PRIVATE LIMITED	0	0		0	0		2020-06-12 15:54:51	2020-06-12 15:55:06	Dispatch Closed	 

seabirdlogisolutions.co/ngk_sll_wms/admin/dispatch_module.php?disp_id=19

Step XIV: Click on “Green Vehicle Icon” to view the loaded vehicle data.

DISPATCH SUMMARY

Searched values : Default Search | Showing 19 by default of 19 entries

Dispatch Id	Vehicle Number	Transporter Name	Total LRs	Total Boxes /Bins	Total Dispatch Qty	Total Customers	Total Sale Delivery Orders	Sale Delivery Number	Dispatch Start Date	Dispatch End Date	Status	Action
19	HR 22 B 1434	3T INDUSTRIAL SOLUTIONS PRIVATE LIMITED	1	25	2370	3	3	10012, 136129416294, 22000442	2020-07-06 13:00:21	2020-07-06 13:05:44	Dispatch Closed	
18	ch 01 bb 9292	NITTSU LOGISTICS INDIA PRIVATE LIMITED	1	10	800	2	2	202006001, 202006002	2020-06-16 12:32:49	2020-06-16 12:33:43	Dispatch Closed	
17	hr55ada0530	NITTSU LOGISTICS INDIA PRIVATE LIMITED	1	15	1200	1	1	220004	2020-06-16 10:43:17	2020-06-16 10:43:36	Dispatch Closed	
16	HR55AD2222	3T INDUSTRIAL SOLUTIONS PRIVATE LIMITED	1	15	1500	1	1	22003	2020-06-16 10:35:30	2020-06-16 10:35:54	Dispatch Closed	
15	HR55DA1515	3T INDUSTRIAL SOLUTIONS PRIVATE LIMITED	1	1	100	1	1	2201	2020-06-16 09:53:40	2020-06-16 09:54:03	Dispatch Closed	
14	HR55AB0796	NATIONAL ROADLINE	1	18	1600	2	2	1003, 1004	2020-06-13 15:33:03	2020-06-13 15:34:44	Dispatch Closed	
13	HR55A0796	NATIONAL ROADLINE	0	0		0	0		2020-06-13 15:16:48	2020-06-13 15:19:52	Dispatch Closed	
12	HR47D5115A4	3T INDUSTRIAL SOLUTIONS PRIVATE LIMITED	1	3	600	1	1	1200	2020-06-12 21:27:42	2020-06-12 21:33:38	Dispatch Closed	
11	hr76a8002	S P TRANSPORT	0	0		0	0		2020-06-12 16:45:39	2020-06-12 16:46:12	Dispatch Closed	
10	HR55AA1534	NATIONAL ROADLINE	0	0		0	0		2020-06-12 16:06:29	2020-06-12 16:06:41	Dispatch Closed	
9	hr55a0123	3T INDUSTRIAL SOLUTIONS PRIVATE	0	0		0	0		2020-06-12	2020-06-12	Dispatch Closed	

seabirdlogisolutions.co/ngk_sl_wms/admin/dispatch_lr_invoice_only.php?vehicle_number=HR 22 B 1434&transporter_name=3T INDUSTRIAL SOLUTIONS PRIVATE LIMITED&dispatch_id=19&edit=1&status=1

Step XV: Click on “Blue Vehicle Icon” to load & edit the LR’s & invoice.

12	HR47D5115A4	3T INDUSTRIAL SOLUTIONS PRIVATE LIMITED	1	3	600	1	1	1200	2020-06-12 21:27:42	2020-06-12 21:33:38	Dispatch Closed	
11	hr76a8002	S P TRANSPORT	0	0		0	0		2020-06-12 16:45:39	2020-06-12 16:46:12	Dispatch Closed	
10	HR55AA1534	NATIONAL ROADLINE	0	0		0	0		2020-06-12 16:06:29	2020-06-12 16:06:41	Dispatch Closed	
9	hr55a0123	3T INDUSTRIAL SOLUTIONS PRIVATE LIMITED	0	0		0	0		2020-06-12 15:54:51	2020-06-12 15:55:06	Dispatch Closed	
8	hr55a1234	3T INDUSTRIAL SOLUTIONS PRIVATE LIMITED	1	11	1220	3	3	22000181, 22000182, 22000355	2020-06-12 11:03:45	2020-06-12 11:05:12	Dispatch Closed	
7	HR55W7044	3T INDUSTRIAL SOLUTIONS PRIVATE LIMITED	1	10	1200	1	1	2200030	2020-06-10 15:49:15	2020-06-10 15:55:48	Dispatch Closed	
6	vks2523	NATIONAL ROADLINE	1	11	1240	2	2	22000319, 22000320	2020-06-10 12:48:14	2020-06-10 13:01:41	Dispatch Closed	
5	hr55x1234	3T INDUSTRIAL SOLUTIONS PRIVATE LIMITED	0	0		0	0		2020-06-10 12:28:40	2020-06-10 12:43:01	Dispatch Closed	
4	hr55aa1234	NATIONAL ROADLINE	0	0		0	0		2020-06-08 11:08:45	2020-06-09 17:50:23	Dispatch Closed	
3	HR55AA1650	S P TRANSPORT	0	0		0	0		2020-06-06 16:49:15		Dispatch Started	
2	HE32AB5635	NITTSU LOGISTICS INDIA PRIVATE LIMITED	0	0		0	0		2020-06-06 12:10:20		Dispatch Started	
1	PB10GG4359	3T INDUSTRIAL SOLUTIONS PRIVATE LIMITED	0	0		0	0		2020-06-06 12:07:02		Dispatch Started	

Step XVI: View the details of the orders in dispatch details.

General Info
Warehouse
Inward Management
Outward Management
Store Management
MIS Report
Upload & HHT Mngt

Dispatch Summary
Dispatch Detail

[Advance Search](#)
[Download report in excel](#)

Select
Please Enter
From: dd-mm-yyyy
To: dd-mm-yyyy
[ADVANCE SEARCH](#)

Searched values : Default Search | Showing 12 by default of 12 entries

LR/Order Number	Total LRs/Orders	Total Sales Delivery Numbers	Sales Delivery Number	Packed Quantity	Total Boxes Bins	Product Code	Packing Configuration	Dispatch Date	Vehicle Number	Transporter Name	Load Type
NA	1	2	202006001, 202006002	800	10 BIN	806 MR8E-9	80 PCS/BIN	2020-06-16 12:33:28	ch 01 bb 9292	NITTSU LOGISTICS INDIA PRIVATE LIMITED	Loaded the LR and Invoice only
NA	1	1	220004	1200	15 BIN	806 CPR8EA-9	80 PCS/BIN	2020-06-16 10:43:32	hr55ada0530	NITTSU LOGISTICS INDIA PRIVATE LIMITED	Loaded the LR and Invoice only
NA	1	1	22003	1500	15 BIN	609 DCPR7E	100 PCS/BIN	2020-06-16 10:35:46	HR55AD2222	3T INDUSTRIAL SOLUTIONS PRIVATE LIMITED	Loaded the LR and Invoice only
NA	1	1	2201	100	1 BOX	801 CR7HSA	100 PCS/BOX	2020-06-16 09:53:54	HR55DA1515	3T INDUSTRIAL SOLUTIONS PRIVATE LIMITED	Loaded the LR and Invoice only

Step XVII: Click on “Add Invoice” in the order management to update the invoice & Eway bill number.

ORDER MANAGMENT

Searched values : Default Search | Showing 20 by default of 57 entries

Order ID	Order Type	Order Priority	Order Date	Sales Delivery Number	Customer Code	Customer Name	Shipping Address	No.of Product	Dispatch Invoice Details	Order Status	Created By	Action
109	Dispatch Order	High	2020-06-27	136129416294	SD0100013	MSIL GGN	MSIL GGN,MARUTI SUZUKI INDIA LIMITED,PALAM GURGAON ROAD,	1	ADD INVOICE	Order Dispatched	Created By Outward Department	
106	Dispatch Order	Normal Order	2020-06-06	TESTSDN1234	SD0100006	HCIL TAPUKARA	HCIL TAPUKARA,HONDA CARS INDIA LTD,SPL-1-1E TAPUKARA INDUSTRIAL AREA KHUSHKERA,	1	ADD INVOICE	Order Packed	Created By Outward Department	
105	Dispatch Order	Normal Order	2020-06-06	TESTSDN003	SD0100006	HCIL TAPUKARA	HCIL TAPUKARA,HONDA CARS INDIA LTD,SPL-1-1E TAPUKARA INDUSTRIAL AREA KHUSHKERA,	4	ADD INVOICE	Order Picklist Generated	Created By Outward Department	
104	Dispatch Order	Normal Order	2020-06-06	TESTSDN002	SD0100010	HMSI MSR	HMSI MSR,HONDA MOTORCYCLE SCOOTER INDIA PVT LTD,PLOT NO - 1-2- SECTOR-3-IMT MANESAR,	1	ADD INVOICE	Order Accepted	Created By Outward Department	
102	Dispatch Order	Normal	2020-06-16	202006002	SD0100006	HCIL TAPUKARA	HCIL TAPUKARA,HONDA CARS INDIA LTD,SPL-1-1E TAPUKARA INDUSTRIAL AREA KHUSHKERA,	1	ADD INVOICE	Order Dispatched	Created By Customer	
101	Dispatch Order	Normal	2020-06-16	202006001	SD0100010	HMSI MSR	HMSI MSR,HONDA MOTORCYCLE SCOOTER INDIA PVT LTD,PLOT NO - 1-2- SECTOR-3-IMT MANESAR,	1	ADD INVOICE	Order Dispatched	Created By Outward Department	
97	Dispatch Order	Normal	2020-06-16	220004	SD0100013	MSIL GGN	MSIL GGN,MARUTI SUZUKI INDIA LIMITED,PALAM GURGAON ROAD,	1	ADD INVOICE	Order Dispatched	Created By Outward Department	
96	Dispatch Order	Normal	2020-06-16	22003	SD0100015	SPIL MSR	SPIL MSR,MARUTI SUZUKI INDIA LIMITED,MANESAR POWERTRAIN PLANT- PLOT NO-1 PHASE 3-A-IMT MANESAR,	1	ADD INVOICE	Order Dispatched	Created By Outward Department	
93	Dispatch Order	Normal	2020-06-16	2201	SD0100015	SPIL MSR	SPIL MSR,MARUTI SUZUKI INDIA LIMITED,MANESAR POWERTRAIN PLANT- PLOT NO-1 PHASE 3-A-IMT MANESAR,	1	ADD INVOICE	Order Dispatched	Created By Outward Department	
92	Dispatch Order	Normal	2020-06-15	10012	SD0100013	MSIL GGN	MSIL GGN,MARUTI SUZUKI INDIA LIMITED,PALAM GURGAON ROAD,	1	ADD INVOICE	Order Dispatched	Created By Outward Department	

Step XVIII: Enter the invoice number.

ORDER MANAGEMENT

Searched values : Default Search | Showing 20 by default of 57 entries

Order ID	Order Type	Order Priority	Order Date	Sales Delivery Number	Customer Code	Customer Name	Shipping Address	No. of Product	Dispatch Invoice Details	Order Status	Created By	Action
109	Dispatch Order	High	2020-06-27	136129416294						Order Dispatched	Created By Outward Department	
106	Dispatch Order	Normal Order	2020-06-06	TESTSDN1234						Order Packed	Created By Outward Department	
105	Dispatch Order	Normal Order	2020-06-06	TESTSDN003						Order Picklist Generated	Created By Outward Department	
104	Dispatch Order	Normal Order	2020-06-06	TESTSDN002						Order Accepted	Created By Outward Department	
102	Dispatch Order	Normal	2020-06-16	202006002						Order Dispatched	Created By Customer	
101	Dispatch Order	Normal	2020-06-16	202006001						Order Dispatched	Created By Outward Department	
97	Dispatch Order	Normal	2020-06-16	220004	SD0100013	MSIL GGN	MSIL GGN,MARUTI SUZUKI INDIA LIMITED,PALAM GURGAON ROAD,	1	ADD INVOICE	Order Dispatched	Created By Outward Department	
96	Dispatch Order	Normal	2020-06-16	22003	SD0100015	SPIL MSR	SPIL MSR,MARUTI SUZUKI INDIA LIMITED,MANESAR POWERTRAIN PLANT-PLOT NO-1 PHASE 3-A-IMT MANESAR,	1	ADD INVOICE	Order Dispatched	Created By Outward Department	
93	Dispatch Order	Normal	2020-06-16	2201	SD0100015	SPIL MSR	SPIL MSR,MARUTI SUZUKI INDIA LIMITED,MANESAR POWERTRAIN PLANT-PLOT NO-1 PHASE 3-A-IMT MANESAR,	1	ADD INVOICE	Order Dispatched	Created By Outward Department	
92	Dispatch Order	Normal	2020-06-15	10012	SD0100013	MSIL GGN	MSIL GGN,MARUTI SUZUKI INDIA LIMITED,PALAM GURGAON ROAD,	1	ADD INVOICE	Order Dispatched	Created By Outward Department	

INVOICE DETAIL

Invoice Number
124072423

Invoice Date
dd-mm-yyyy

E-way Bill Number

E-way bill Date
dd-mm-yyyy

SAVE

Step XIX: Select the invoice date.

ORDER MANAGEMENT

Searched values : Default Search | Showing 20 by default of 57 entries

Order ID	Order Type	Order Priority	Order Date	Sales Delivery Number	Customer Code	Customer Name	Shipping Address	No. of Product	Dispatch Invoice Details	Order Status	Created By	Action
109	Dispatch Order	High	2020-06-27	136129416294						Order Dispatched	Created By Outward Department	
106	Dispatch Order	Normal Order	2020-06-06	TESTSDN1234						Order Packed	Created By Outward Department	
105	Dispatch Order	Normal Order	2020-06-06	TESTSDN003						Order Picklist Generated	Created By Outward Department	
104	Dispatch Order	Normal Order	2020-06-06	TESTSDN002						Order Accepted	Created By Outward Department	
102	Dispatch Order	Normal	2020-06-16	202006002						Order Dispatched	Created By Customer	
101	Dispatch Order	Normal	2020-06-16	202006001						Order Dispatched	Created By Outward Department	
97	Dispatch Order	Normal	2020-06-16	220004	SD0100013	MSIL GGN	MSIL GGN,MARUTI SUZUKI INDIA LIMITED,PALAM GURGAON ROAD,	1	ADD INVOICE	Order Dispatched	Created By Outward Department	
96	Dispatch Order	Normal	2020-06-16	22003	SD0100015	SPIL MSR	SPIL MSR,MARUTI SUZUKI INDIA LIMITED,MANESAR POWERTRAIN PLANT-PLOT NO-1 PHASE 3-A-IMT MANESAR,	1	ADD INVOICE	Order Dispatched	Created By Outward Department	
93	Dispatch Order	Normal	2020-06-16	2201	SD0100015	SPIL MSR	SPIL MSR,MARUTI SUZUKI INDIA LIMITED,MANESAR POWERTRAIN PLANT-PLOT NO-1 PHASE 3-A-IMT MANESAR,	1	ADD INVOICE	Order Dispatched	Created By Outward Department	
92	Dispatch Order	Normal	2020-06-15	10012	SD0100013	MSIL GGN	MSIL GGN,MARUTI SUZUKI INDIA LIMITED,PALAM GURGAON ROAD,	1	ADD INVOICE	Order Dispatched	Created By Outward Department	

INVOICE DETAIL

Invoice Number
124072423

Invoice Date
dd-mm-yyyy

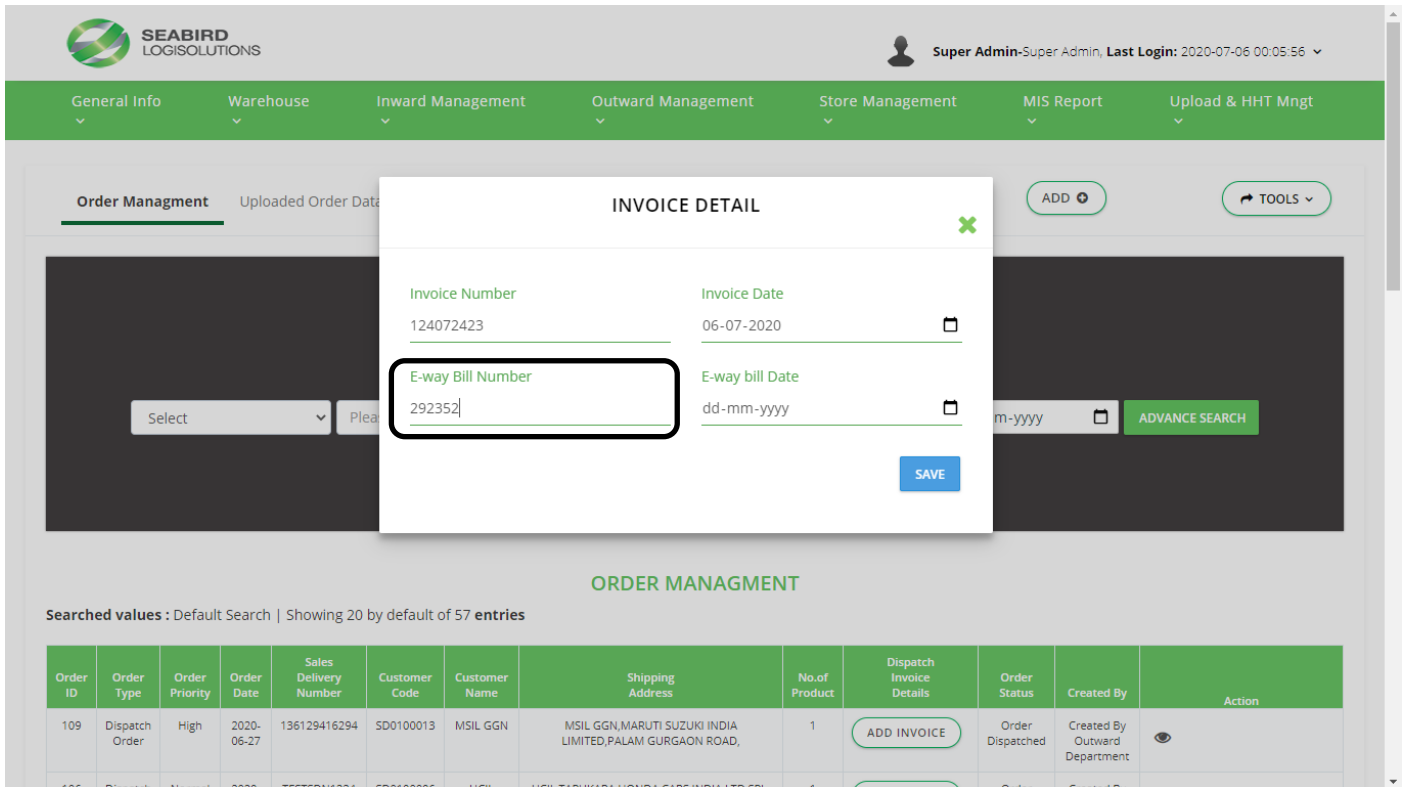
E-way Bill Number

July, 2020

Mo	Tu	We	Th	Fr	Sa	Su
29	30	1	2	3	4	5
6	7	8	9	10	11	12
13	14	15	16	17	18	19
20	21	22	23	24	25	26
27	28	29	30	31	1	2
3	4	5	6	7	8	9

Today

Step XX: Enter the Eway bill number.



INVOICE DETAIL

Invoice Number: 124072423

Invoice Date: 06-07-2020

E-way Bill Number: 292352

E-way bill Date: dd-mm-yyyy

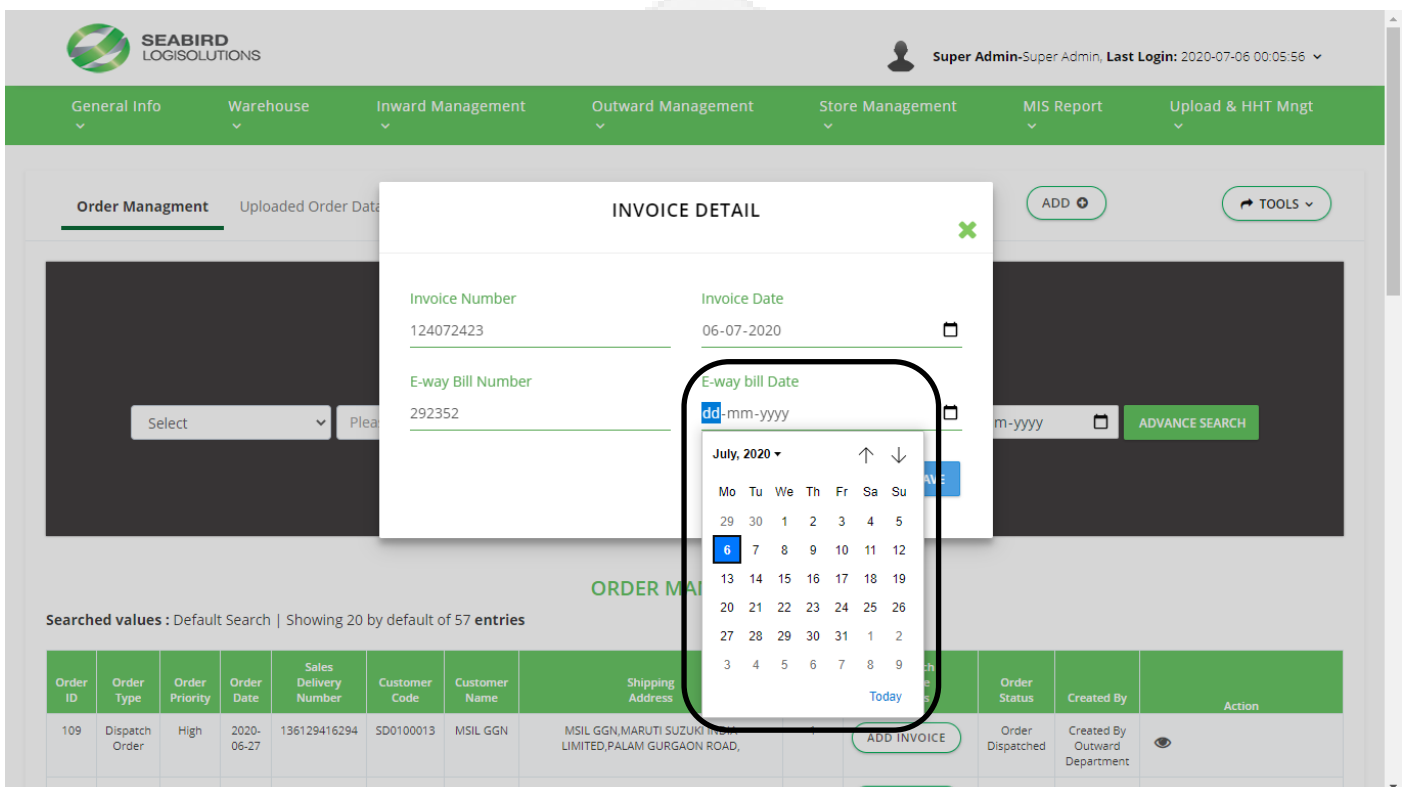
SAVE

ORDER MANAGEMENT

Searched values : Default Search | Showing 20 by default of 57 entries

Order ID	Order Type	Order Priority	Order Date	Sales Delivery Number	Customer Code	Customer Name	Shipping Address	No. of Product	Dispatch Invoice Details	Order Status	Created By	Action
109	Dispatch Order	High	2020-06-27	136129416294	SD0100013	MSIL GGN	MSIL GGN, MARUTI SUZUKI INDIA LIMITED, PALAM GURGAON ROAD,	1	ADD INVOICE	Order Dispatched	Created By Outward Department	
106	Dispatch	Normal	2020-	TESTSDN1234	SD0100006	HCL	HCL T&P I&R& HONDA C&R INDIA LTD SPL	1		Order	Created By	

Step XXI: Select the Eway bill date.



INVOICE DETAIL

Invoice Number: 124072423

Invoice Date: 06-07-2020

E-way Bill Number: 292352

E-way bill Date: dd-mm-yyyy

July, 2020

Mo	Tu	We	Th	Fr	Sa	Su
29	30	1	2	3	4	5
6	7	8	9	10	11	12
13	14	15	16	17	18	19
20	21	22	23	24	25	26
27	28	29	30	31	1	2
3	4	5	6	7	8	9

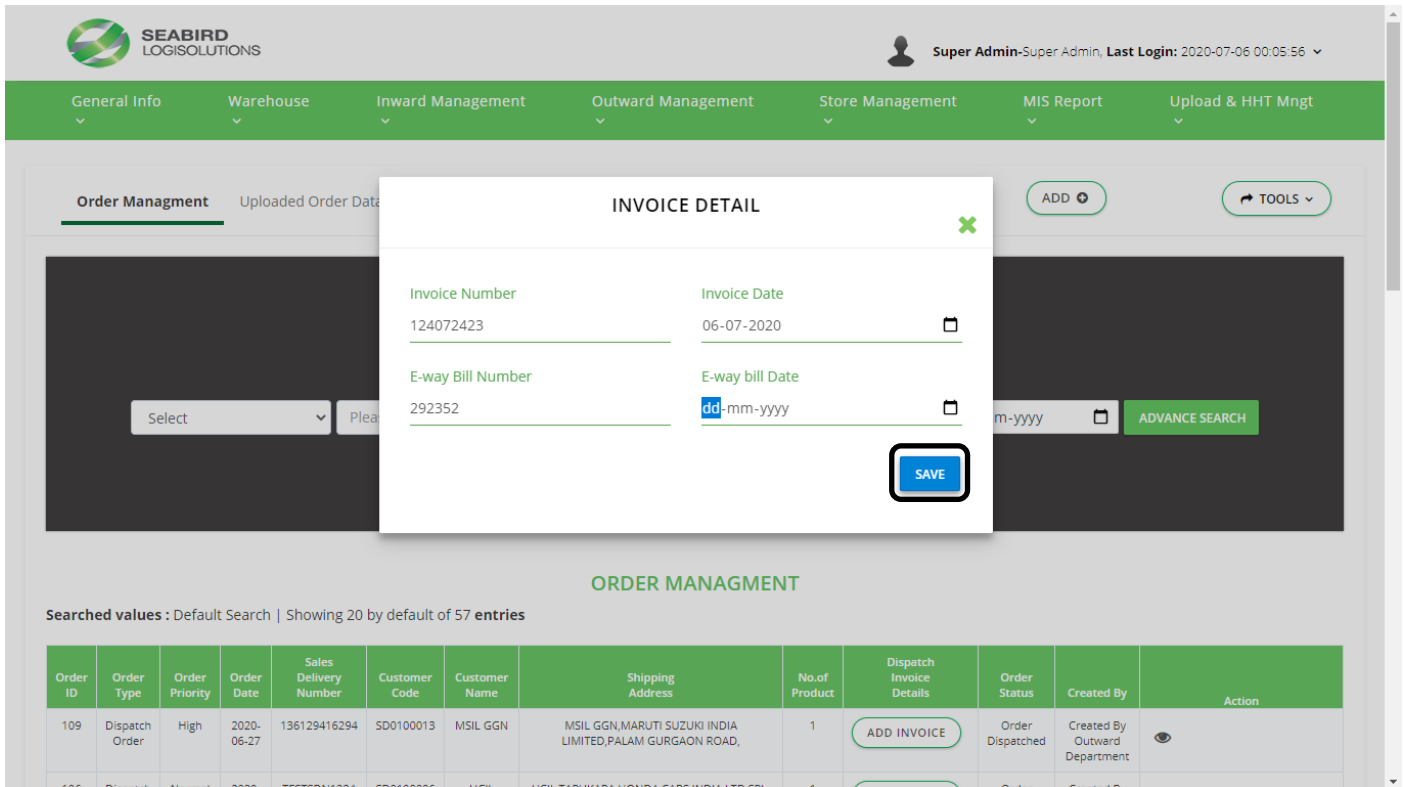
Today

ORDER MANAGEMENT

Searched values : Default Search | Showing 20 by default of 57 entries

Order ID	Order Type	Order Priority	Order Date	Sales Delivery Number	Customer Code	Customer Name	Shipping Address	No. of Product	Dispatch Invoice Details	Order Status	Created By	Action
109	Dispatch Order	High	2020-06-27	136129416294	SD0100013	MSIL GGN	MSIL GGN, MARUTI SUZUKI INDIA LIMITED, PALAM GURGAON ROAD,	1	ADD INVOICE	Order Dispatched	Created By Outward Department	
106	Dispatch	Normal	2020-	TESTSDN1234	SD0100006	HCL	HCL T&P I&R& HONDA C&R INDIA LTD SPL	1		Order	Created By	

Step XXII: Click on “Save” button.



INVOICE DETAIL

Invoice Number: 124072423

Invoice Date: 06-07-2020

E-way Bill Number: 292352

E-way bill Date: dd-mm-yyyy

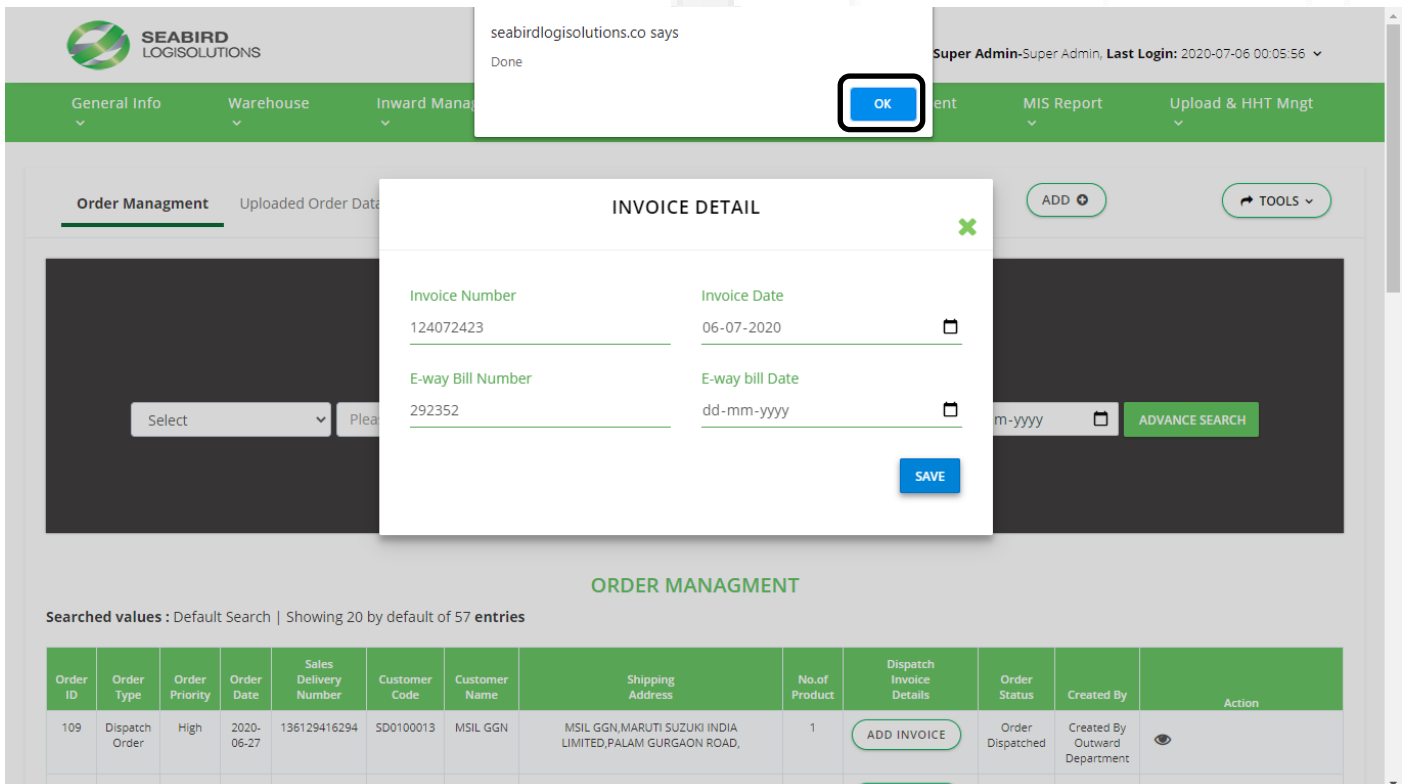
SAVE

ORDER MANAGMENT

Searched values : Default Search | Showing 20 by default of 57 entries

Order ID	Order Type	Order Priority	Order Date	Sales Delivery Number	Customer Code	Customer Name	Shipping Address	No.of Product	Dispatch Invoice Details	Order Status	Created By	Action
109	Dispatch Order	High	2020-06-27	136129416294	SD0100013	MSIL GGN	MSIL GGN, MARUTI SUZUKI INDIA LIMITED, PALAM GURGAON ROAD,	1	ADD INVOICE	Order Dispatched	Created By Outward Department	
106	Dispatch	Normal	2020-	TESTSDN1234	SD0100006	HCU	HCU TAPI K&R& HONDA C&S INDIA LTD SPL	1		Order	Created By	

Step XXIII: Click on “Ok” button on the popup received.



seabirdlogisolutions.co says

Done

OK

INVOICE DETAIL

Invoice Number: 124072423

Invoice Date: 06-07-2020

E-way Bill Number: 292352

E-way bill Date: dd-mm-yyyy

SAVE

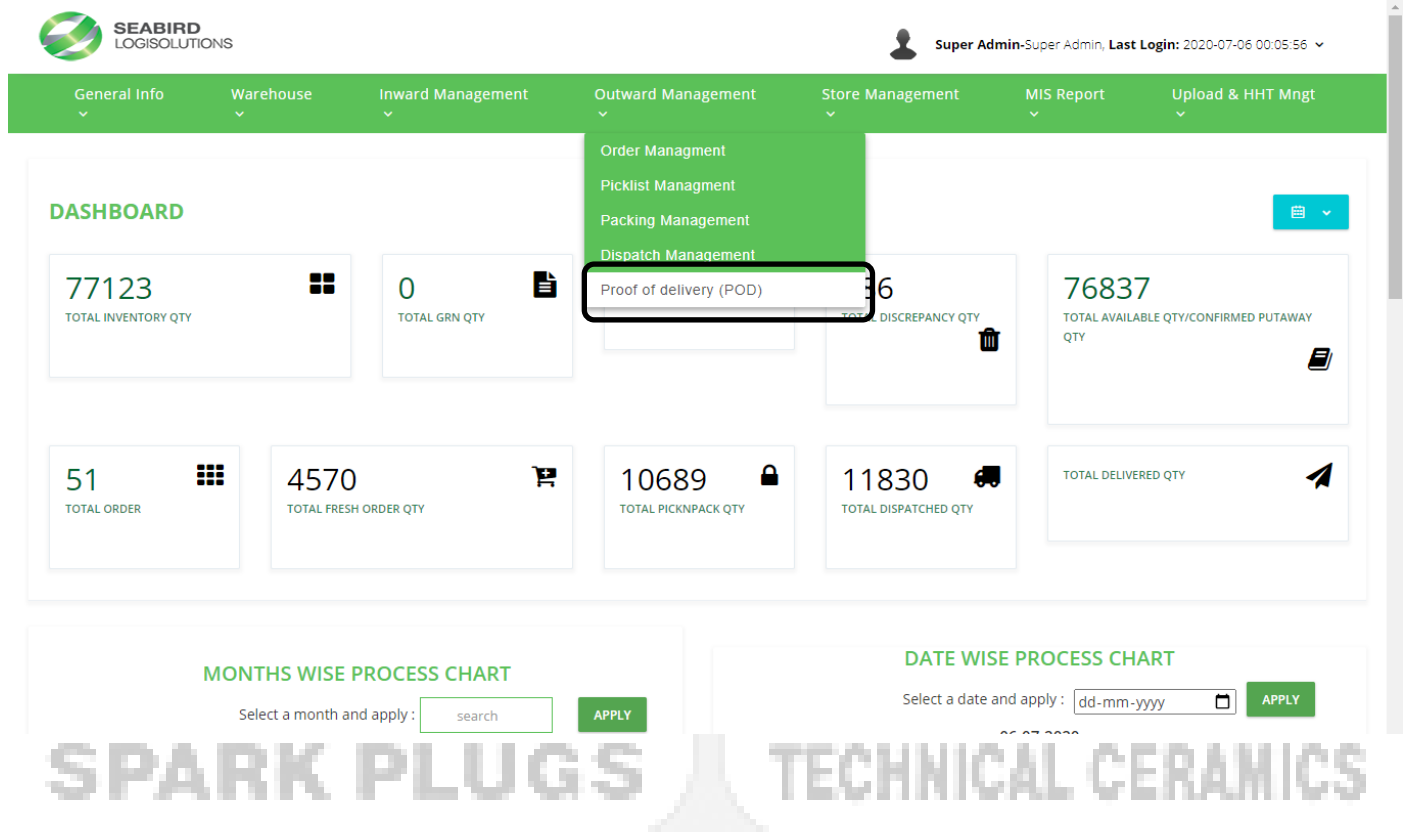
ORDER MANAGMENT

Searched values : Default Search | Showing 20 by default of 57 entries

Order ID	Order Type	Order Priority	Order Date	Sales Delivery Number	Customer Code	Customer Name	Shipping Address	No.of Product	Dispatch Invoice Details	Order Status	Created By	Action
109	Dispatch Order	High	2020-06-27	136129416294	SD0100013	MSIL GGN	MSIL GGN, MARUTI SUZUKI INDIA LIMITED, PALAM GURGAON ROAD,	1	ADD INVOICE	Order Dispatched	Created By Outward Department	
106	Dispatch	Normal	2020-	TESTSDN1234	SD0100006	HCU	HCU TAPI K&R& HONDA C&S INDIA LTD SPL	1		Order	Created By	

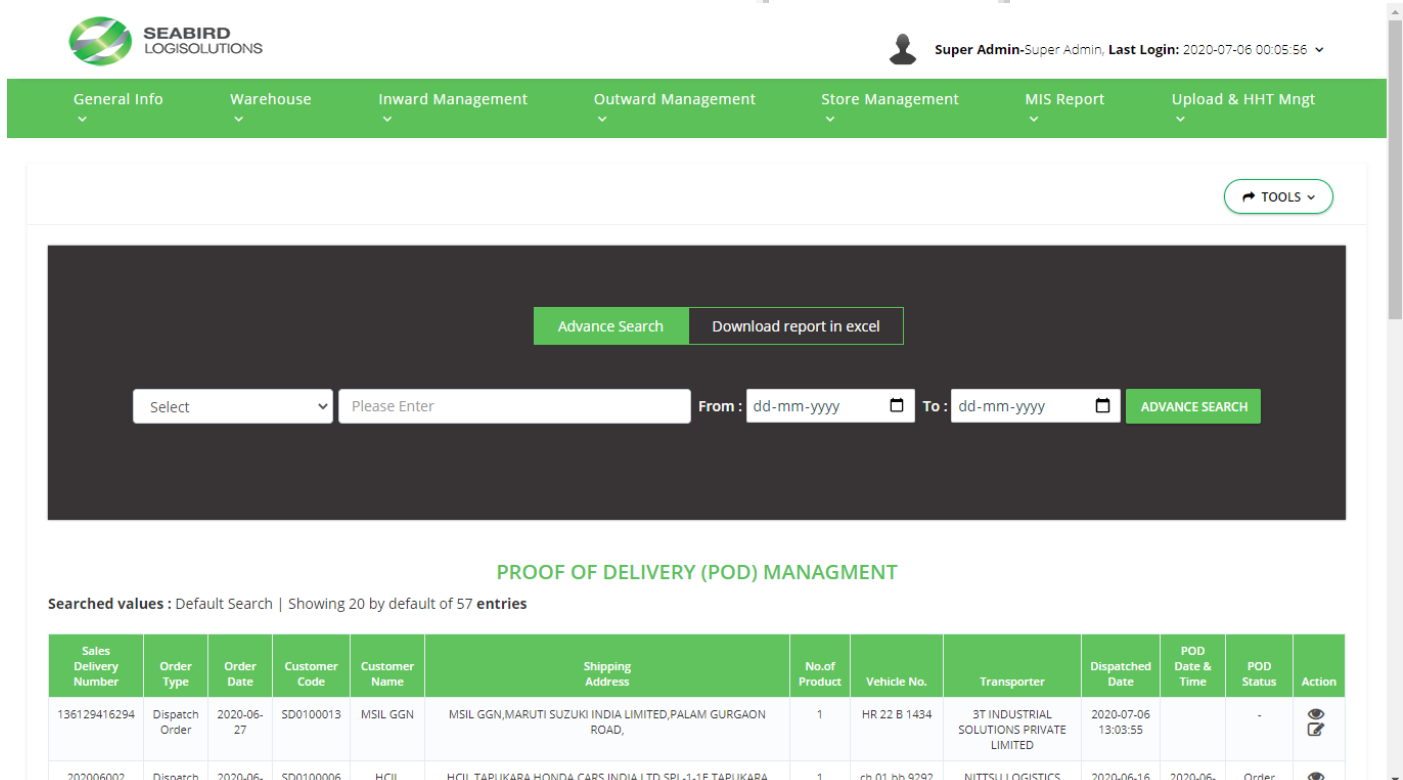
PROOF OF DELIVERY

Step I: Click on “Proof of delivery (POD)” to view and edit the details about the material received to customer.



The screenshot shows the SEABIRD LOGISOLUTIONS dashboard. The user is logged in as 'Super Admin-Super Admin' with a last login of '2020-07-06 00:05:56'. The dashboard includes a navigation bar with options: General Info, Warehouse, Inward Management, Outward Management, Store Management, MIS Report, and Upload & HHT Mngt. The 'Outward Management' dropdown menu is open, showing options: Order Management, Picklist Management, Packing Management, Dispatch Management, and Proof of delivery (POD). The 'Proof of delivery (POD)' option is highlighted with a red box. The dashboard also features a 'DASHBOARD' section with various metrics: 77123 TOTAL INVENTORY QTY, 0 TOTAL GRN QTY, 36 TOTAL DISCREPANCY QTY, 76837 TOTAL AVAILABLE QTY/CONFIRMED PUTAWAY QTY, 51 TOTAL ORDER, 4570 TOTAL FRESH ORDER QTY, 10689 TOTAL PICKNPACK QTY, 11830 TOTAL DISPATCHED QTY, and TOTAL DELIVERED QTY. Below the dashboard are two charts: 'MONTHS WISE PROCESS CHART' and 'DATE WISE PROCESS CHART'.


Step II: View the details of the customer orders.




The screenshot shows the SEABIRD LOGISOLUTIONS 'PROOF OF DELIVERY (POD) MANAGEMENT' page. The user is logged in as 'Super Admin-Super Admin' with a last login of '2020-07-06 00:05:56'. The page includes a navigation bar with options: General Info, Warehouse, Inward Management, Outward Management, Store Management, MIS Report, and Upload & HHT Mngt. The 'Outward Management' dropdown menu is open, showing options: Order Management, Picklist Management, Packing Management, Dispatch Management, and Proof of delivery (POD). The 'Proof of delivery (POD)' option is highlighted with a red box. The page also features a 'TOOLS' button, an 'Advance Search' button, and a 'Download report in excel' button. Below these are search filters: 'Select' (dropdown), 'Please Enter' (text input), 'From: dd-mm-yyyy' (date picker), 'To: dd-mm-yyyy' (date picker), and an 'ADVANCE SEARCH' button. The page title is 'PROOF OF DELIVERY (POD) MANAGEMENT'. Below the title is a message: 'Searched values : Default Search | Showing 20 by default of 57 entries'. The main content is a table with columns: Sales Delivery Number, Order Type, Order Date, Customer Code, Customer Name, Shipping Address, No. of Product, Vehicle No., Transporter, Dispatched Date, POD Date & Time, POD Status, and Action. The table contains two rows of data.

Sales Delivery Number	Order Type	Order Date	Customer Code	Customer Name	Shipping Address	No. of Product	Vehicle No.	Transporter	Dispatched Date	POD Date & Time	POD Status	Action
136129416294	Dispatch Order	2020-06-27	SD0100013	MSIL GGN	MSIL GGN,MARUTI SUZUKI INDIA LIMITED,PALAM GURGAON ROAD,	1	HR 22 B 1434	3T INDUSTRIAL SOLUTIONS PRIVATE LIMITED	2020-07-06 13:03:55		-	
202006002	Dispatch	2020-06-	SD0100006	HCIL	HCIL TAPUKARA,HONDA CARS INDIA LTD,SPL-1-1E TAPUKARA	1	ch 01 bb 9292	NITTSU LOGISTICS	2020-06-16	2020-06-	Order	

Step III: Click on “Eye” button to view the details.


SEABIRD
LOGISOLUTIONS


Super Admin-Super Admin, Last Login: 2020-07-06 00:05:56

[General Info](#)
[Warehouse](#)
[Inward Management](#)
[Outward Management](#)
[Store Management](#)
[MIS Report](#)
[Upload & HHT Mngt](#)



[TOOLS](#)

[Advance Search](#)
[Download report in excel](#)

Select [v](#) Please Enter From : dd-mm-yyyy [v](#) To : dd-mm-yyyy [v](#) [ADVANCE SEARCH](#)


PROOF OF DELIVERY (POD) MANAGMENT


Searched values : Default Search | Showing 20 by default of 57 entries

Sales Delivery Number	Order Type	Order Date	Customer Code	Customer Name	Shipping Address	No.of Product	Vehicle No.	Transporter	Dispatched Date	POD Date & Time	POD Status	Action
136129416294	Dispatch Order	2020-06-27	SD0100013	MSIL GGN	MSIL GGN,MARUTI SUZUKI INDIA LIMITED,PALAM GURGAON ROAD,	1	HR 22 B 1434	3T INDUSTRIAL SOLUTIONS PRIVATE LIMITED	2020-07-06 13:03:55		-	 /view
					HCIL TAPUKARA,HONDA CARS INDIA LTD,SPL-1-1E TAPUKARA	1	ch 01 bb 9292	NIITSU LOGISTICS	2020-06-16	2020-06-	Order	

seabirdlogisolutions.co/ngk_sl_wms/admin/pod_view.php?order_id=109

Step IV: Click on “Edit” button to edit the data in the POD.


SEABIRD
LOGISOLUTIONS


Super Admin-Super Admin, Last Login: 2020-07-06 00:05:56

[General Info](#)
[Warehouse](#)
[Inward Management](#)
[Outward Management](#)
[Store Management](#)
[MIS Report](#)
[Upload & HHT Mngt](#)



[TOOLS](#)

[Advance Search](#)
[Download report in excel](#)

Select [v](#) Please Enter From : dd-mm-yyyy [v](#) To : dd-mm-yyyy [v](#) [ADVANCE SEARCH](#)


PROOF OF DELIVERY (POD) MANAGMENT


Searched values : Default Search | Showing 20 by default of 57 entries

Sales Delivery Number	Order Type	Order Date	Customer Code	Customer Name	Shipping Address	No.of Product	Vehicle No.	Transporter	Dispatched Date	POD Date & Time	POD Status	Action
136129416294	Dispatch Order	2020-06-27	SD0100013	MSIL GGN	MSIL GGN,MARUTI SUZUKI INDIA LIMITED,PALAM GURGAON ROAD,	1	HR 22 B 1434	3T INDUSTRIAL SOLUTIONS PRIVATE LIMITED	2020-07-06 13:03:55		-	 Add & Edit
					HCIL TAPUKARA,HONDA CARS INDIA LTD,SPL-1-1E TAPUKARA	1	ch 01 bb 9292	NIITSU LOGISTICS	2020-06-16	2020-06-	Order	

seabirdlogisolutions.co/ngk_sl_wms/admin/pod_form_view.php?order_id=109

Step V: View the details of the customer.


SEABIRD
LOGISOLUTIONS


Super Admin-Super Admin, Last Login: 2020-07-06 00:05:56

General Info Warehouse Inward Management Outward Management Store Management MIS Report Upload & HHT Mngt

Add & Update Proof of delivery (POD) details | Sales Delivery Order Number : 136129416294

Customer Information
Customer Name
MSIL GGN
 Customer Code
SD0100013
 E-mail
 Phone Number
9800098000

Billing Address
Contact Person Name
MARUTI SUZUKI INDIA LIMITED
 Address
PALAM GURGAON ROAD
 State
Haryana
 Phone Number
9800098000

Shipping Address
Contact Person Name
MSIL GGN
 Address
MSIL GGN,MARUTI SUZUKI INDIA LIMITE
 City/State/Pincode
GURGAON,Haryana,INDIA, Pincode-1220
 Phone Number
9800098000

Order Details
Order Date
2020-06-27
 Sales Delivery Order Number
136129416294
 Order Method
By E-mail
 Remarks
PRIORITY

POD Information
Receiver Name
 Receiver Phone

Product Description

Product Code	Product Description	Total QTY
601 ZSD2202-SD001	SENSORS	100

Step VI: Fill the details of the person who had received the material at customer end.

SD0100013
 E-mail
 Phone Number
9800098000

PALAM GURGAON ROAD
 State
Haryana
 Phone Number
9800098000

MSIL GGN,MARUTI SUZUKI INDIA LIMITE
 City/State/Pincode
GURGAON,Haryana,INDIA, Pincode-1220
 Phone Number
9800098000

136129416294
 Order Method
By E-mail
 Remarks
PRIORITY

POD Information
Receiver Name
VIKAS
 Receiver Phone
9999999999
 Receiver Designation
Executive
 Delivery Remark
Enter text message...
 Uploaded Ref. Docs
Choose Files No file chosen
 SUBMIT RESET

Product Description

Product Code	Product Description	Total QTY
601 ZSD2202-SD001	SENSORS	100

Invoice Details
Invoice Number

Step VII: Enter the delivery remark.

SD0100013 E-mail Phone Number 9800098000	PALAM GURGAON ROAD State Haryana Phone Number 9800098000	MSIL GGN,MARUTI SUZUKI INDIA LIMITE City/State/Pincode GURGAON,Haryana,INDIA, Pincode-1220 Phone Number 9800098000	136129416294 Order Method By E-mail Remarks PRIORITY
---	--	--	--

POD Information
Receiver Name
VIKAS
Receiver Phone
9999999999
Receiver Designation
Executive
Delivery Remark
Received in Good Condition
Uploaded Ref. Docs
 No file chosen

Product Description

Product Code	Product Description	Total QTY
601 ZSD2202-SD001	SENSORS	100

Invoice Details
Invoice Number

Step VIII: Click on “Uploaded Ref. Docs” if any discrepancy founded.

SD0100013 E-mail Phone Number 9800098000	PALAM GURGAON ROAD State Haryana Phone Number 9800098000	MSIL GGN,MARUTI SUZUKI INDIA LIMITE City/State/Pincode GURGAON,Haryana,INDIA, Pincode-1220 Phone Number 9800098000	136129416294 Order Method By E-mail Remarks PRIORITY
---	--	--	--

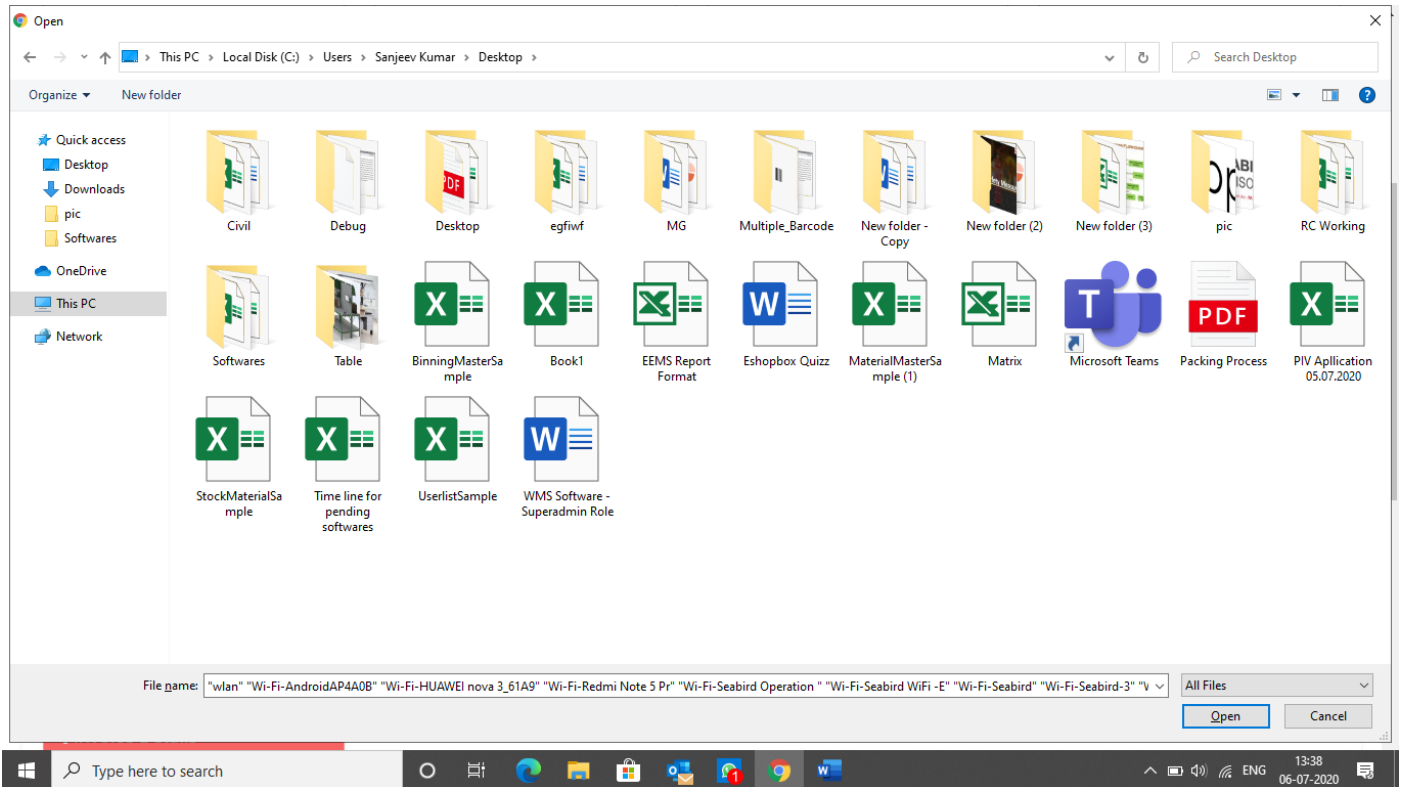
POD Information
Receiver Name
VIKAS
Receiver Phone
9999999999
Receiver Designation
Executive
Delivery Remark
Received in Good Condition
Uploaded Ref. Docs
 No file chosen

Product Description

Product Code	Product Description	Total QTY
601 ZSD2202-SD001	SENSORS	100

Invoice Details
Invoice Number

Step IX: Select the file from file manager.



Step X: Click on “Submit” button to upload the document.

SD0100013 E-mail Phone Number 9800098000	PALAM GURGAON ROAD State Haryana Phone Number 9800098000	MSIL GGN,MARUTI SUZUKI INDIA LIMITE City/State/Pincode GURGAON,Haryana,INDIA, Pincode-1220 Phone Number 9800098000	136129416294 Order Method By E-mail Remarks PRIORITY
---	--	--	--

POD Information

Receiver Name
VIKAS
Receiver Phone
9999999999
Receiver Designation
Executive
Delivery Remark
Received in Good Condition

Uploaded Ref. Docs
 No file chosen

Product Description

Product Code	Product Description	Total QTY
601 ZSD2202-SD001	SENSORS	100

Invoice Details

Invoice Number

Step XII: Click on “Reset” button to reset the filled data.

SD0100013
E-mail

Phone Number
9800098000

PALAM GURGAON ROAD
State
Haryana
Phone Number
9800098000

MSIL GGN,MARUTI SUZUKI INDIA LIMITE
City/State/Pincode
GURGAON,Haryana,INDIA, Pincode-1220
Phone Number
9800098000

136129416294
Order Method
By E-mail
Remarks
PRIORITY

POD Information
Receiver Name
VIKAS
Receiver Phone
9999999999
Receiver Designation
Executive
Delivery Remark
Received in Good Condition
Uploaded Ref. Docs
Choose Files No file chosen
SUBMIT **RESET**

Product Description

Product Code	Product Description	Total QTY
601 ZSD2202-SD001	SENSORS	100

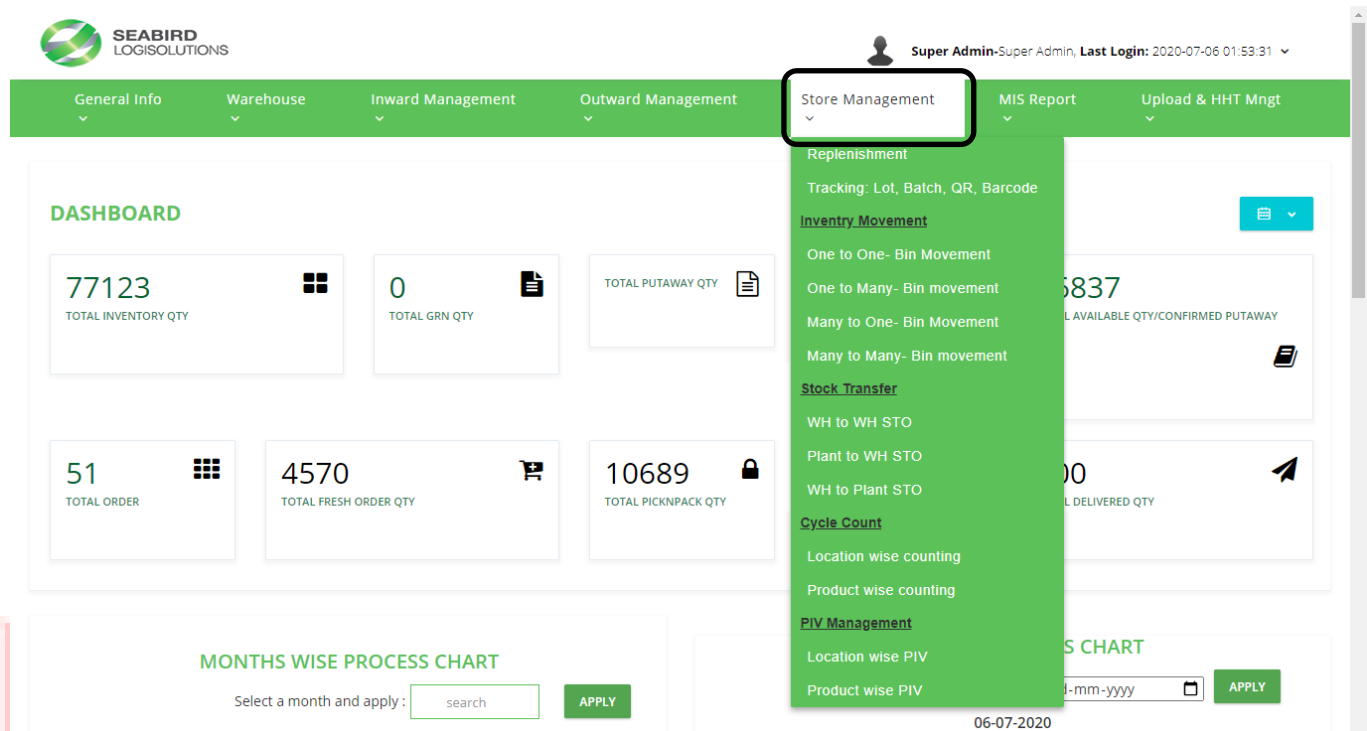
Invoice Details
Invoice Number

Step XIII: Click on “Preview/download” to preview/ download the uploaded document.

Vehicle Information
Vehicle Number
HR 22 B 1434
Transporter Name
3T INDUSTRIAL SOLUTIONS PRIVATE LIM
Dispatched Date
2020-07-06 13:03:55

POD Information
Receiver Name
VIKAS
Receiver Phone
9999999999
Receiver Designation
Executive
Delivery Remark
Received in Good Condition
POD Date & Time
2020-07-06 13:40:26
Uploaded Ref. Documents:
(1) 1594023026_ => [Preview](#) | [Download](#)

Click on the “Store Management” tab to track the material in the inventory and perform store management related activities.



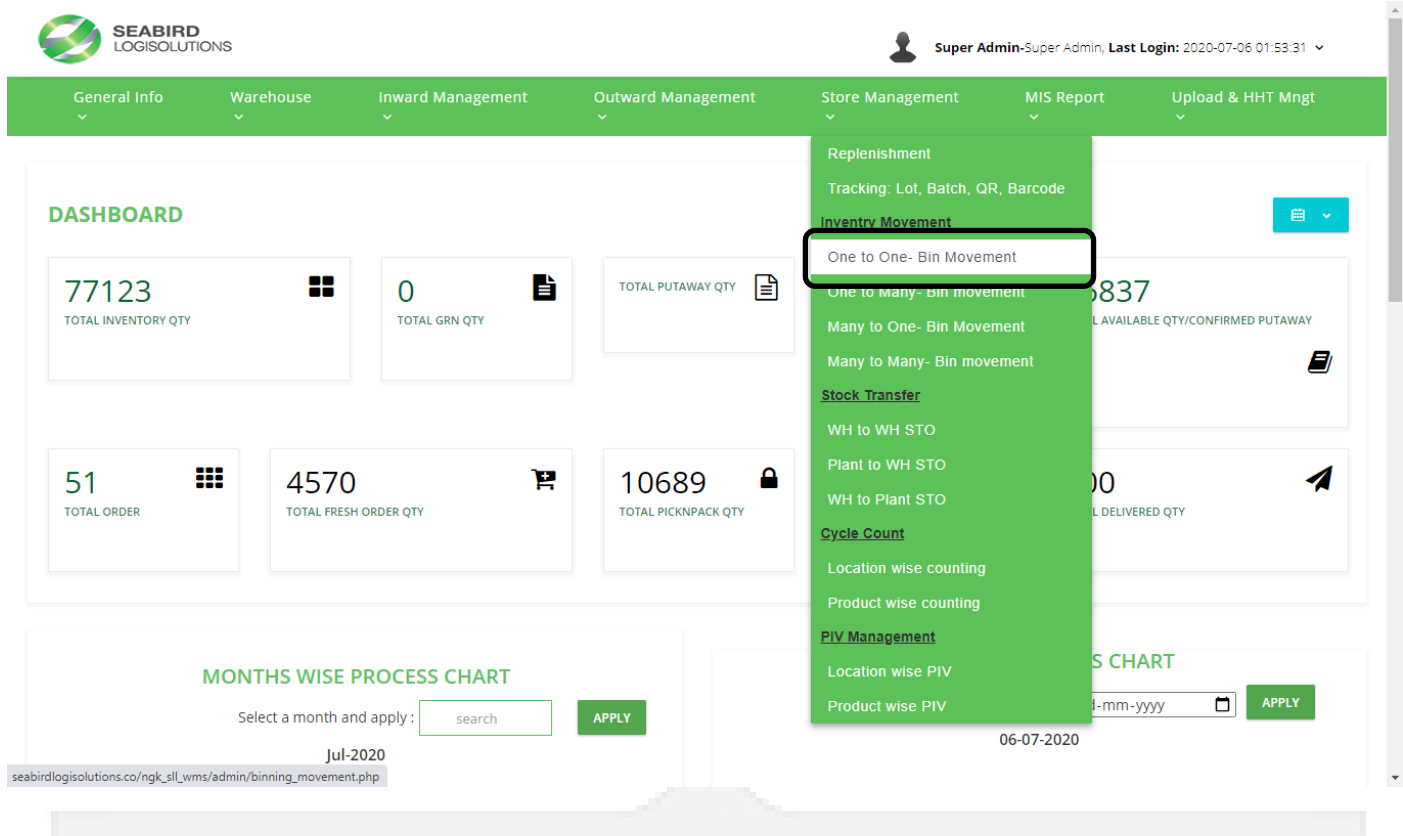
The Store management tab has the various function to manage inventory which are as follows:

- Replenishment
- Tracking: Lot, Batch, QR and Barcode
- Inventory Movement
 - ✓ One to One - Bin Movement
 - ✓ One to Many - Bin Movement
 - ✓ Many to One - Bin Movement
 - ✓ Many to Many – Bin Movement
- Stock Transfer
 - ✓ WH to WH STO
 - ✓ Plant to WH STO
 - ✓ WH to Plant STO
- Cycle Count
 - ✓ Location Wise Counting
 - ✓ Product Wise Counting
- PIV Management
 - ✓ Location Wise PIV
 - ✓ Product Wise PIV

INVENTORY MOVEMENT

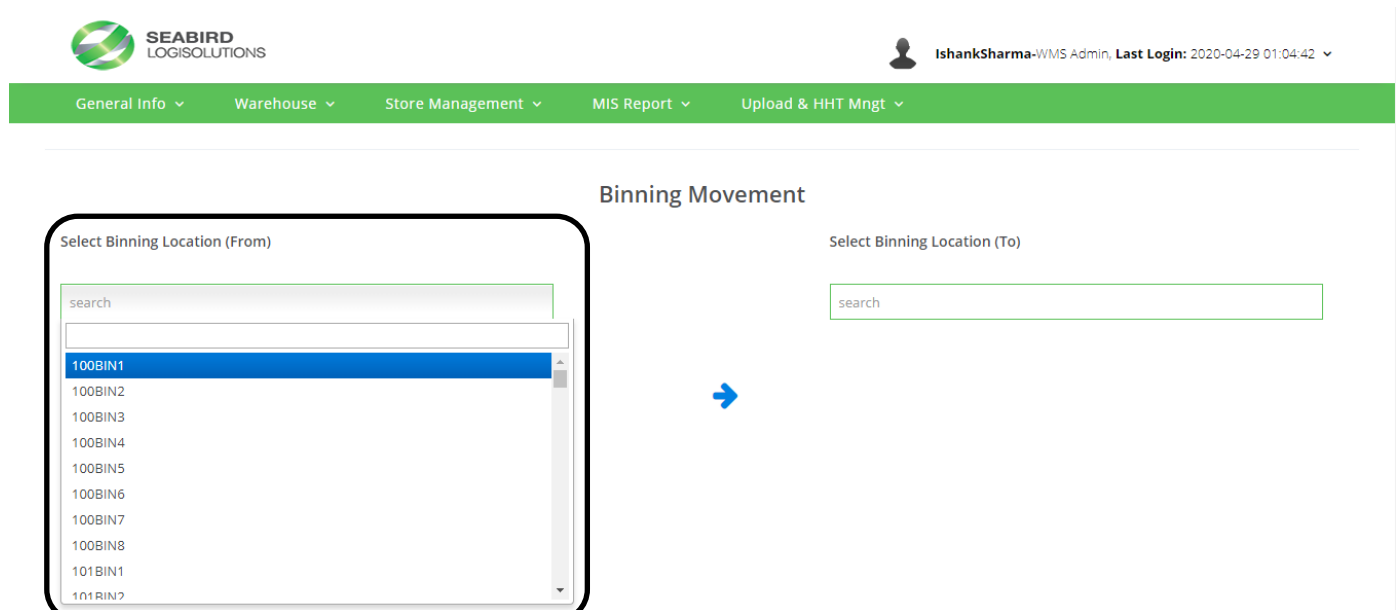
✓ ONE to ONE – BIN MOVEMENT

Step I: Click on One to one – bin movement




The screenshot shows the SEABIRD LOGISOLUTIONS dashboard. The user is logged in as 'Super Admin-Super Admin' with a last login of '2020-07-06 01:53:31'. The dashboard includes a navigation bar with tabs: General Info, Warehouse, Inward Management, Outward Management, Store Management, MIS Report, and Upload & HHT Mngt. The main content area features a 'DASHBOARD' section with several key metrics: 77123 TOTAL INVENTORY QTY, 0 TOTAL GRN QTY, 51 TOTAL ORDER, 4570 TOTAL FRESH ORDER QTY, and 10689 TOTAL PICKPACK QTY. A 'MONTHS WISE PROCESS CHART' is also visible. A dropdown menu is open under 'Store Management', showing options like 'Replenishment', 'Tracking: Lot, Batch, QR, Barcode', 'Inventory Movement', 'One to One- Bin Movement', 'One to Many- Bin movement', 'Many to One- Bin Movement', 'Many to Many- Bin movement', 'Stock Transfer', 'Cycle Count', and 'PIV Management'. The 'One to One- Bin Movement' option is highlighted with a red box.


Step II: Click on left side tab and select the bin from which the material has to transfer.



The screenshot shows the 'Binning Movement' form. The user is logged in as 'IshankSharma-WMS Admin' with a last login of '2020-04-29 01:04:42'. The form has a navigation bar with tabs: General Info, Warehouse, Store Management, MIS Report, and Upload & HHT Mngt. The main content area is titled 'Binning Movement' and contains two sections: 'Select Binning Location (From)' and 'Select Binning Location (To)'. The 'Select Binning Location (From)' section has a search bar and a dropdown menu showing a list of bins: 100BIN1, 100BIN2, 100BIN3, 100BIN4, 100BIN5, 100BIN6, 100BIN7, 100BIN8, 101BIN1, and 101BIN2. The '100BIN1' bin is selected and highlighted with a red box. A blue arrow points from the '100BIN1' bin to the 'Select Binning Location (To)' section.

Step III: Click on right side tab and select the bin to which the material has to transfer.




SEABIRD
LOGISOLUTIONS


IshankSharma-WMS Admin, Last Login: 2020-04-29 01:04:42

General Info ▾ Warehouse ▾ Store Management ▾ MIS Report ▾ Upload & HHT Mngt ▾


Binning Movement


Select Binning Location (From)

Batch Code	Product Code	DESC	Quantity	Action
Batch1	26100805	SEALING RING	50	
Batch6	9811201	CYL ROLLER BEARING	60	

Select Binning Location (To)

Step IV: Click on the red cross to move the material from the bin to the selected bin and press ok on the notification.


SEABIRD
LOGISOLUTIONS


IshankSharma-WMS Admin, Last Login: 2020-04-29 01:04:42



General Info ▾ Warehouse ▾ Store Management ▾

seabirdlogisolutions.co says
Are You sure You Want to Move?

OK Cancel


Binning Movement


Select Binning Location (From)

Batch Code	Product Code	DESC	Quantity	Action
Batch1	26100805	SEALING RING	50	
Batch6	9811201	CYL ROLLER BEARING	60	

Select Binning Location (To)

Step V: After transfer of material, check the details of material.



SEABIRD
LOGISOLUTIONS



IshankSharma-WMS Admin, Last Login: 2020-04-29 01:04:42

General Info Warehouse Store Management MIS Report Upload & HHT Mngt

Binning Movement

Select Binning Location (From)

Batch Code	Product Code	DESC	Quantity	Action
Batch6	9811201	CYL ROLLER BEARING	60	





Select Binning Location (To)

Batch Code	Product Code	DESC	Quantity
Batch1	26100805	SEALING RING	50

✓ ONE TO MANY - BIN MOVEMENT

Step I: Click on One to many – bin movement


SEABIRD
LOGISOLUTIONS


Super Admin-Super Admin, Last Login: 2020-07-06 01:53:31

General Info Warehouse Inward Management Outward Management Store Management MIS Report Upload & HHT Mngt

DASHBOARD

77123
TOTAL INVENTORY QTY

0
TOTAL GRN QTY

TOTAL PUTAWAY QTY

51
TOTAL ORDER

4570
TOTAL FRESH ORDER QTY

10689
TOTAL PICKNPACK QTY

MONTHS WISE PROCESS CHART

Select a month and apply :

Jul-2020

Replenishment
Tracking: Lot, Batch, QR, Barcode
Inventory Movement
One to One- Bin Movement
One to Many- Bin movement
Many to One- Bin Movement
Many to Many- Bin movement
Stock Transfer
WH to WH STO
Plant to WH STO
WH to Plant STO
Cycle Count
Location wise counting
Product wise counting
PIV Management
Location wise PIV
Product wise PIV

837
AVAILABLE QTY/CONFIRMED PUTAWAY

00
DELIVERED QTY

PROCESS CHART

Select a month and apply :

06-07-2020

Step II: Click on left side tab and select the bin from which the material has to transfer.


SEABIRD
LOGISOLUTIONS


IshankSharma-WMS Admin, Last Login: 2020-04-29 01:04:42

General Info ▾ Warehouse ▾ Store Management ▾ MIS Report ▾ Upload & HHT Mngt ▾

Partial Binning Movement

Select Binning Location(From)

search


100BIN1
 100BIN2
 100BIN3
 100BIN4
 100BIN5
 100BIN6
 100BIN7
 100BIN8
 101BIN1
 101BIN2

→

Select Binning Location(To)

search

Step III: Click on right side tab and select the bin to which the material has to transfer.


SEABIRD
LOGISOLUTIONS



IshankSharma-WMS Admin, Last Login: 2020-04-29 01:04:42

General Info ▾ Warehouse ▾ Store Management ▾ MIS Report ▾ Upload & HHT Mngt ▾

Partial Binning Movement

Select Binning Location(From)

100BIN2

Batch Code	Product Code	DESC	Quantity	Action
Batch1	26100805	SEALING RING	50	


→


Select Binning Location(To)

100BIN1

100BIN1
 100BIN2
 100BIN3
 100BIN4
 100BIN5
 100BIN6
 100BIN7
 100BIN8
 101BIN1
 101BIN2

Step IV: Click on the red cross to move the material from the bin to the selected bin.


SEABIRD
LOGISOLUTIONS



IshankSharma-WMS Admin, Last Login: 2020-04-29 01:04:42

General Info Warehouse Store Management MIS Report Upload & HHT Mngt

Partial Binning Movement

Select Binning Location(From)

100BIN2


Batch Code	Product Code	DESC	Quantity	Action
Batch1	26100805	SEALING RING	30	


Select Binning Location(To)

100BIN1

Batch Code	Product Code	DESC	Quantity
Batch1	26100805	SEALING RING	20

Step V: Press ok on the notification.


SEABIRD
LOGISOLUTIONS


shankSharma-WMS Admin, Last Login: 2020-04-29 01:04:42

General Info Warehouse Store Management


seabirdlogisolutions.co says
Are You sure You Want to Move?

OK Cancel

Partial Binning Movement

Select Binning Location(From)

100BIN2

Batch Code	Product Code	DESC	Quantity	Action
Batch1	26100805	SEALING RING	20	

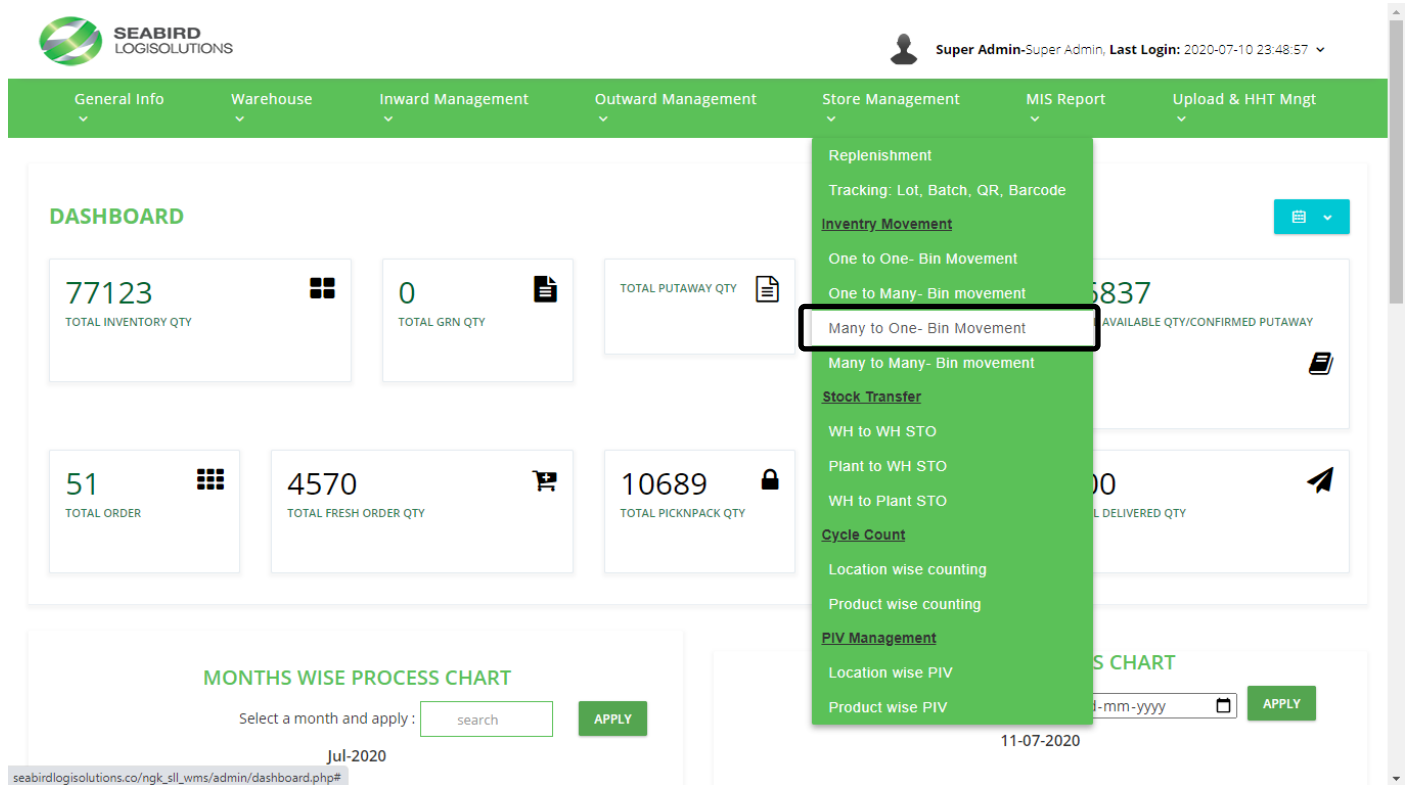
Select Binning Location(To)

100BIN1

Batch Code	Product Code	DESC	Quantity

✓ MANY TO ONE - BIN MOVEMENT

Step I: Click on Many to one – bin movement



The screenshot shows the SEABIRD LOGISOLUTIONS dashboard. The user is logged in as 'Super Admin-Super Admin' with a last login of '2020-07-10 23:48:57'. The dashboard includes a navigation bar with tabs: General Info, Warehouse, Inward Management, Outward Management, Store Management, MIS Report, and Upload & HHT Mngt. The main content area features a 'DASHBOARD' section with various metrics: 77123 TOTAL INVENTORY QTY, 0 TOTAL GRN QTY, 51 TOTAL ORDER, 4570 TOTAL FRESH ORDER QTY, and 10689 TOTAL PICKNPACK QTY. A 'MONTHS WISE PROCESS CHART' is also visible. A dropdown menu is open under 'Store Management', showing options like 'Replenishment', 'Tracking: Lot, Batch, QR, Barcode', 'Inventory Movement', 'One to One- Bin Movement', 'One to Many- Bin movement', and 'Many to One- Bin Movement' (which is highlighted with a red box). Other options include 'Many to Many- Bin movement', 'Stock Transfer', 'WH to WH STO', 'Plant to WH STO', 'WH to Plant STO', 'Cycle Count', 'Location wise counting', 'Product wise counting', 'PIV Management', 'Location wise PIV', and 'Product wise PIV'.

Step II: Click on left side tab and select the bin from which the material has to transfer.



The screenshot shows the SEABIRD LOGISOLUTIONS dashboard. The user is logged in as 'IshankSharma-WMS Admin' with a last login of '2020-04-29 01:04:42'. The dashboard includes a navigation bar with tabs: General Info, Warehouse, Store Management, MIS Report, and Upload & HHT Mngt. The main content area features a 'Partial Binning Movement' section.

Select Binning Location(From)

search

100BIN1

100BIN2

100BIN3

100BIN4

100BIN5

100BIN6

100BIN7

100BIN8

101BIN1


101BIN2




Select Binning Location(To)

search

Step III: Click on right side tab and select the bin to which the material has to transfer.



SEABIRD
LOGISOLUTIONS


IshankSharma-WMS Admin, Last Login: 2020-04-29 01:04:42

General Info ▾ Warehouse ▾ Store Management ▾ MIS Report ▾ Upload & HHT Mngt ▾

Partial Binning Movement


Select Binning Location(From)


Batch Code	Product Code	DESC	Quantity	Action
Batch1	26100805	SEALING RING	50	

Select Binning Location(To)

 100BIN1
 100BIN2
 100BIN3
 100BIN4
 100BIN5
 100BIN6
 100BIN7
 100BIN8
 101BIN1
 101BIN2

Step IV: Click on the red cross to move the material from the bin to the selected bin and press ok on the notification.



SEABIRD
LOGISOLUTIONS


IshankSharma-WMS Admin, Last Login: 2020-04-29 01:04:42

General Info ▾ Warehouse ▾ Store Management ▾ MIS Report ▾ Upload & HHT Mngt ▾

Partial Binning Movement


Select Binning Location(From)

Batch Code	Product Code	DESC	Quantity	Action
Batch1	26100805	SEALING RING	30	

Select Binning Location(To)

Batch Code	Product Code	DESC	Quantity
Batch1	26100805	SEALING RING	20

Step V: After transfer of material, check the details of material.


SEABIRD
LOGISOLUTIONS

seabirdlogisolutions.co says
Are You sure You Want to Move?

OK Cancel

ShankSharma-WMS Admin, Last Login: 2020-04-29 01:04:42

General Info Warehouse Store Management

Partial Binning Movement

Select Binning Location(From)

100BIN2

Batch Code	Product Code	DESC	Quantity	Action
Batch1	26100805	SEALING RING	20	+

Select Binning Location(To)


100BIN1

Batch Code	Product Code	DESC	Quantity
------------	--------------	------	----------



✓ MANY TO MANY - BIN MOVEMENT

Step I: Click on Many to many – bin movement


SEABIRD
LOGISOLUTIONS

Super Admin-Super Admin, Last Login: 2020-07-10 23:48:57

General Info Warehouse Inward Management Outward Management Store Management MIS Report Upload & HHT Mngt

DASHBOARD

77123

TOTAL INVENTORY QTY

0

TOTAL GRN QTY

TOTAL PUTAWAY QTY

51

TOTAL ORDER

4570

TOTAL FRESH ORDER QTY

10689

TOTAL PICKPACK QTY

Replenishment
Tracking: Lot, Batch, QR, Barcode
Inventory Movement
One to One- Bin Movement
One to Many- Bin movement
Many to One- Bin Movement
Many to Many- Bin movement
Stock Transfer
WH to WH STO
Plant to WH STO
WH to Plant STO
Cycle Count
Location wise counting
Product wise counting
PIV Management
Location wise PIV
Product wise PIV

MONTHS WISE PROCESS CHART

Select a month and apply :

Jul-2020 11-07-2020

Step II: Click on left side tab and select the bin from which the material has to transfer.


SEABIRD
LOGISOLUTIONS


IshankSharma-WMS Admin, Last Login: 2020-04-29 01:04:42

General Info ▾ Warehouse ▾ Store Management ▾ MIS Report ▾ Upload & HHT Mngt ▾

Partial Binning Movement

Select Binning Location(From)

search


100BIN1
 100BIN2
 100BIN3
 100BIN4
 100BIN5
 100BIN6
 100BIN7
 100BIN8
 101BIN1
 101BIN2


→

Select Binning Location(To)

search

Step III: Click on right side tab and select the bin to which the material has to transfer.


SEABIRD
LOGISOLUTIONS


IshankSharma-WMS Admin, Last Login: 2020-04-29 01:04:42

General Info ▾ Warehouse ▾ Store Management ▾ MIS Report ▾ Upload & HHT Mngt ▾

Partial Binning Movement

Select Binning Location(From)


100BIN2

→


Select Binning Location(To)


100BIN1

100BIN1
 100BIN2
 100BIN3
 100BIN4
 100BIN5
 100BIN6
 100BIN7
 100BIN8
 101BIN1
 101BIN2

Batch Code	Product Code	DESC	Quantity	Action
Batch1	26100805	SEALING RING	50	

Step IV: Click on the red cross to move the material from the bin to the selected bin and press ok on the notification.


SEABIRD
LOGISOLUTIONS



IshankSharma-WMS Admin, Last Login: 2020-04-29 01:04:42

General Info ▾ Warehouse ▾ Store Management ▾ MIS Report ▾ Upload & HHT Mngt ▾

Partial Binning Movement

Select Binning Location(From)

100BIN2


Batch Code	Product Code	DESC	Quantity	Action
Batch1	26100805	SEALING RING	30	


Select Binning Location(To)

100BIN1

Batch Code	Product Code	DESC	Quantity
Batch1	26100805	SEALING RING	20

Step V: After transfer of material, check the details of material.


SEABIRD
LOGISOLUTIONS


shankSharma-WMS Admin, Last Login: 2020-04-29 01:04:42

General Info ▾ Warehouse ▾ Store Manag


seabirdlogisolutions.co says
Are You sure You Want to Move?

OK
 Cancel

Partial Binning Movement

Select Binning Location(From)

100BIN2

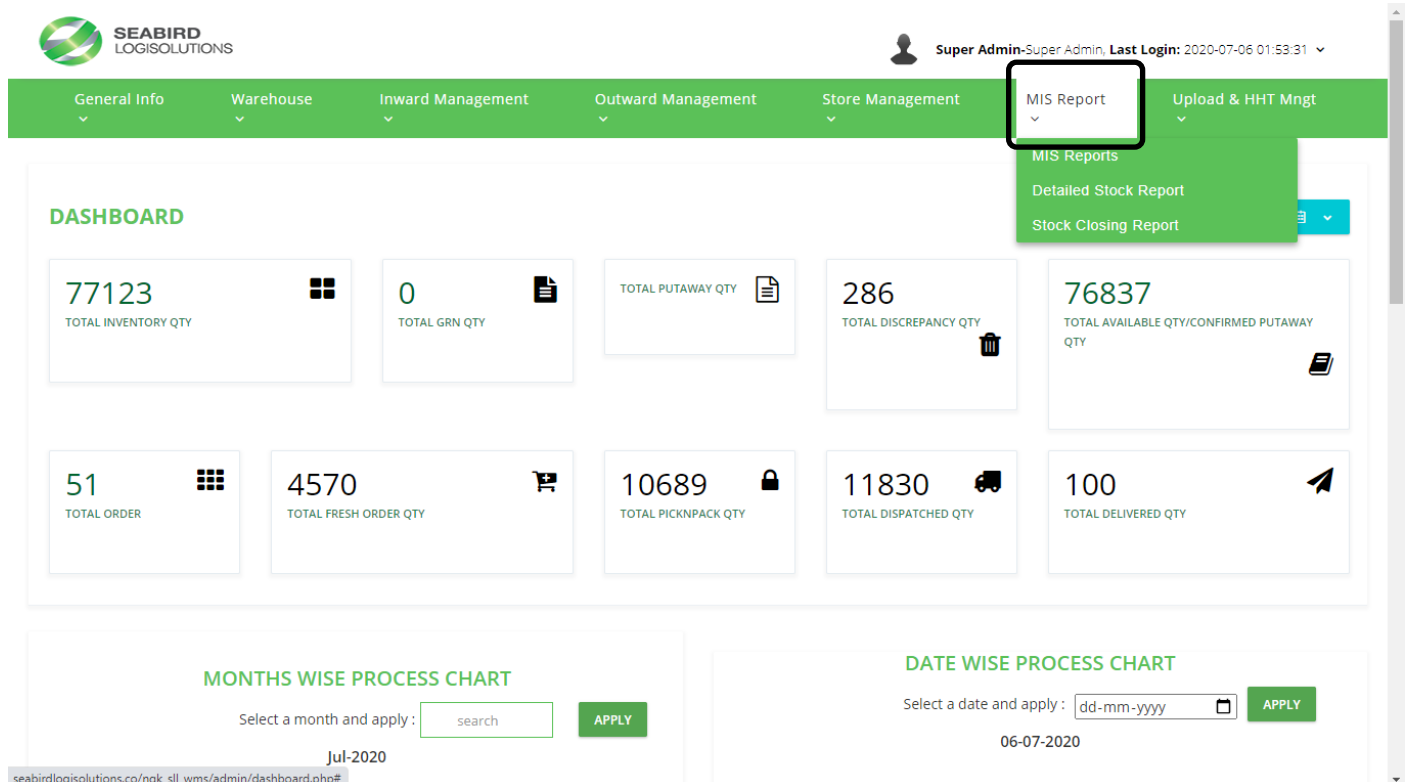
Batch Code	Product Code	DESC	Quantity	Action
Batch1	26100805	SEALING RING	20	

Select Binning Location(To)

100BIN1

Batch Code	Product Code	DESC	Quantity
Batch1	26100805	SEALING RING	20

MIS report stands for management information system. Business managers at all levels of an organization, from assistant managers to executives, rely on mis reports generated from these systems to help them evaluate their business' daily activities or problems that arise, make decisions, and track progress.



SEABIRD LOGISOLUTIONS

Super Admin-Super Admin, Last Login: 2020-07-06 01:53:31

General Info Warehouse Inward Management Outward Management Store Management MIS Report Upload & HHT Mngt

MIS Reports
Detailed Stock Report
Stock Closing Report

DASHBOARD

77123
TOTAL INVENTORY QTY

0
TOTAL GRN QTY

TOTAL PUTAWAY QTY

286
TOTAL DISCREPANCY QTY

76837
TOTAL AVAILABLE QTY/CONFIRMED PUTAWAY QTY

51
TOTAL ORDER

4570
TOTAL FRESH ORDER QTY

10689
TOTAL PICKPACK QTY

11830
TOTAL DISPATCHED QTY

100
TOTAL DELIVERED QTY

MONTHS WISE PROCESS CHART

Select a month and apply: Jul-2020

DATE WISE PROCESS CHART

Select a date and apply: 06-07-2020

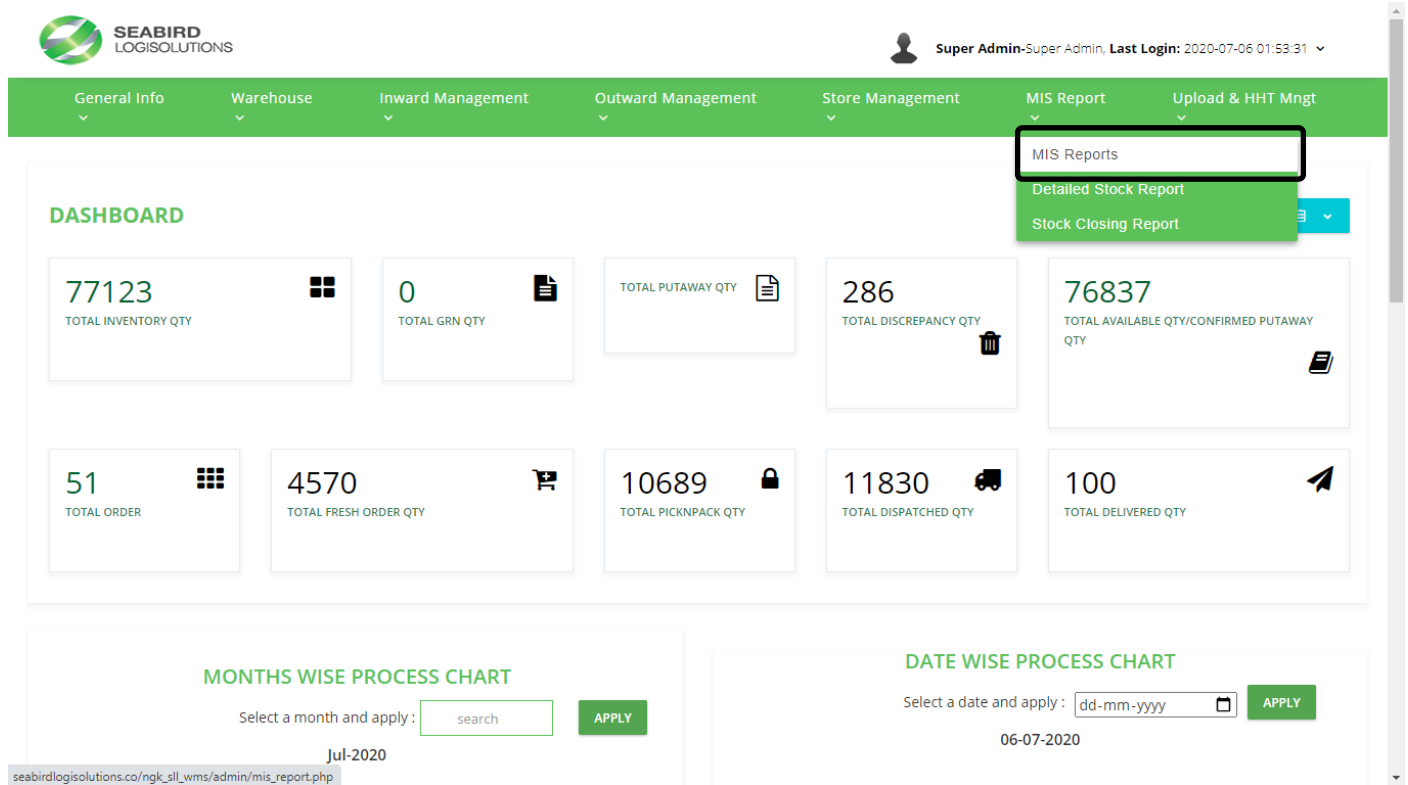
seabirdlogisolutions.co/ngk_sl_wms/admin/dashboard.php#

In WMS, here are report are present which are as follows:

- ✓ MIS Report
- ✓ Daily Stock Report
- ✓ Stock Closing Report

MIS REPORTS

Step I: Click on “MIS Reports” to download the mis reports.

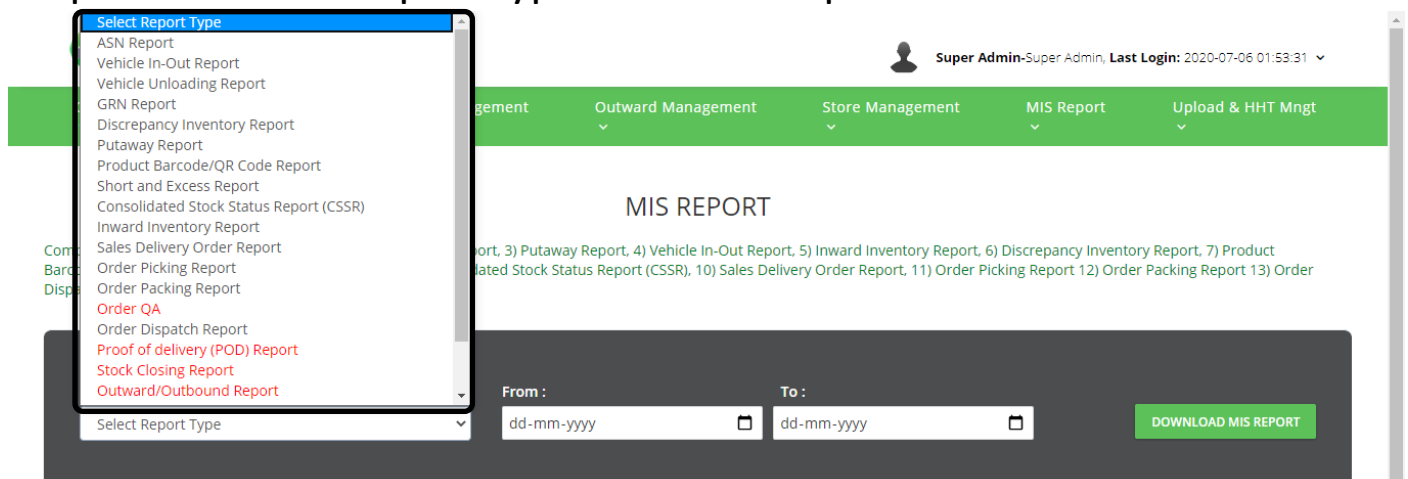


The screenshot shows the SEABIRD LOGISOLUTIONS dashboard. At the top, there is a navigation bar with the following tabs: General Info, Warehouse, Inward Management, Outward Management, Store Management, MIS Report, and Upload & HHT Mngt. The MIS Report tab is highlighted, and a dropdown menu is open, showing the following options: MIS Reports, Detailed Stock Report, and Stock Closing Report. The MIS Reports option is selected. Below the navigation bar, the dashboard displays various metrics in a grid format:

- 77123** TOTAL INVENTORY QTY
- 0** TOTAL GRN QTY
- TOTAL PUTAWAY QTY**
- 286** TOTAL DISCREPANCY QTY
- 76837** TOTAL AVAILABLE QTY/CONFIRMED PUTAWAY QTY
- 51** TOTAL ORDER
- 4570** TOTAL FRESH ORDER QTY
- 10689** TOTAL PICKNPACK QTY
- 11830** TOTAL DISPATCHED QTY
- 100** TOTAL DELIVERED QTY

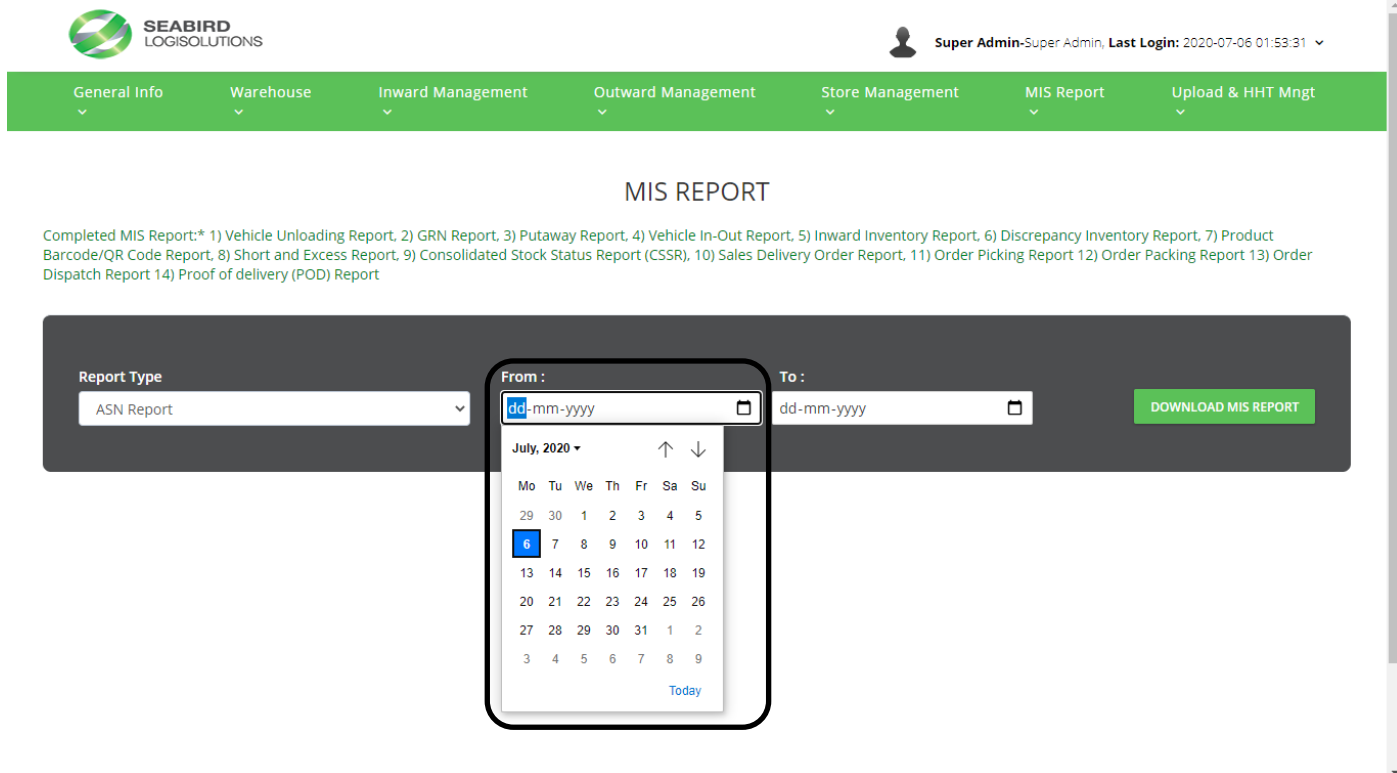
Below the metrics, there are two charts: MONTHS WISE PROCESS CHART and DATE WISE PROCESS CHART. The MONTHS WISE PROCESS CHART shows a selection for Jul-2020. The DATE WISE PROCESS CHART shows a selection for 06-07-2020. The URL in the address bar is `seabirdlogisolutions.co/ngk_sll_wms/admin/mis_report.php`.

Step II: Select the report type from the report list.



The screenshot shows the MIS REPORT page. At the top, there is a navigation bar with the following tabs: Inward Management, Outward Management, Store Management, MIS Report, and Upload & HHT Mngt. The MIS Report tab is highlighted. Below the navigation bar, the page title is MIS REPORT. Below the title, there is a list of report types: ASN Report, Vehicle In-Out Report, Vehicle Unloading Report, GRN Report, Discrepancy Inventory Report, Putaway Report, Product Barcode/QR Code Report, Short and Excess Report, Consolidated Stock Status Report (CSSR), Inward Inventory Report, Sales Delivery Order Report, Order Picking Report, Order Packing Report, Order QA, Order Dispatch Report, Proof of delivery (POD) Report, Stock Closing Report, and Outward/Outbound Report. The report type selection dropdown is open, showing the following options: Select Report Type, ASN Report, Vehicle In-Out Report, Vehicle Unloading Report, GRN Report, Discrepancy Inventory Report, Putaway Report, Product Barcode/QR Code Report, Short and Excess Report, Consolidated Stock Status Report (CSSR), Inward Inventory Report, Sales Delivery Order Report, Order Picking Report, Order Packing Report, Order QA, Order Dispatch Report, Proof of delivery (POD) Report, Stock Closing Report, and Outward/Outbound Report. Below the dropdown, there are fields for From and To dates, both set to dd-mm-yyyy. A green button labeled DOWNLOAD MIS REPORT is visible.

Step III: Select the date from which the report needs to download.



SEABIRD LOGISOLUTIONS Super Admin-Super Admin, Last Login: 2020-07-06 01:53:31

General Info Warehouse Inward Management Outward Management Store Management MIS Report Upload & HHT Mngt

MIS REPORT

Completed MIS Report:* 1) Vehicle Unloading Report, 2) GRN Report, 3) Putaway Report, 4) Vehicle In-Out Report, 5) Inward Inventory Report, 6) Discrepancy Inventory Report, 7) Product Barcode/QR Code Report, 8) Short and Excess Report, 9) Consolidated Stock Status Report (CSSR), 10) Sales Delivery Order Report, 11) Order Picking Report 12) Order Packing Report 13) Order Dispatch Report 14) Proof of delivery (POD) Report

Report Type: ASN Report

From : dd-mm-yyyy

To : dd-mm-yyyy

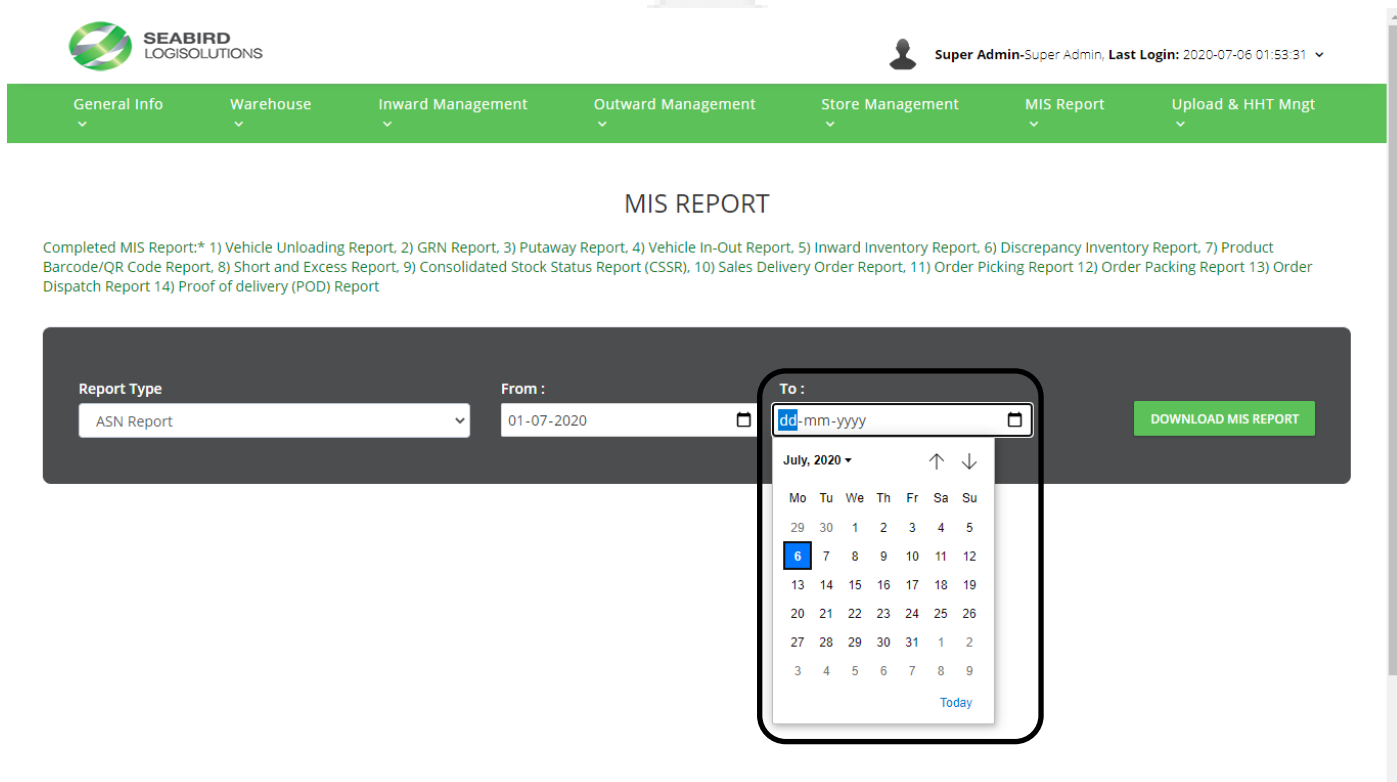
DOWNLOAD MIS REPORT

July, 2020

Mo	Tu	We	Th	Fr	Sa	Su
29	30	1	2	3	4	5
6	7	8	9	10	11	12
13	14	15	16	17	18	19
20	21	22	23	24	25	26
27	28	29	30	31	1	2
3	4	5	6	7	8	9

Today

Step IV: Select the to date for which the report is downloading.



SEABIRD LOGISOLUTIONS Super Admin-Super Admin, Last Login: 2020-07-06 01:53:31

General Info Warehouse Inward Management Outward Management Store Management MIS Report Upload & HHT Mngt

MIS REPORT

Completed MIS Report:* 1) Vehicle Unloading Report, 2) GRN Report, 3) Putaway Report, 4) Vehicle In-Out Report, 5) Inward Inventory Report, 6) Discrepancy Inventory Report, 7) Product Barcode/QR Code Report, 8) Short and Excess Report, 9) Consolidated Stock Status Report (CSSR), 10) Sales Delivery Order Report, 11) Order Picking Report 12) Order Packing Report 13) Order Dispatch Report 14) Proof of delivery (POD) Report

Report Type: ASN Report

From : 01-07-2020

To : dd-mm-yyyy

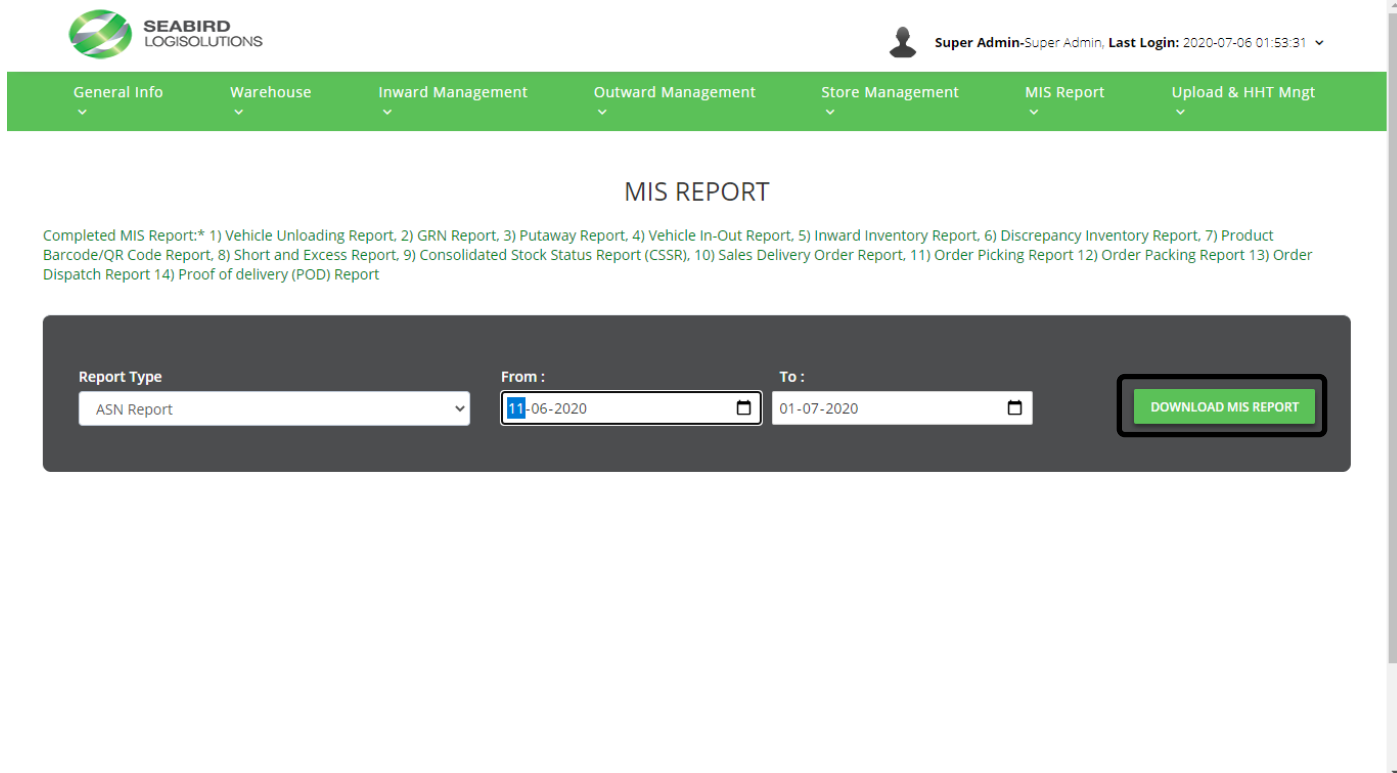
DOWNLOAD MIS REPORT

July, 2020

Mo	Tu	We	Th	Fr	Sa	Su
29	30	1	2	3	4	5
6	7	8	9	10	11	12
13	14	15	16	17	18	19
20	21	22	23	24	25	26
27	28	29	30	31	1	2
3	4	5	6	7	8	9

Today

Step V: Click on “Download MIS Report” to download the report.



SEABIRD LOGISOLUTIONS Super Admin-Super Admin, Last Login: 2020-07-06 01:53:31

General Info Warehouse Inward Management Outward Management Store Management MIS Report Upload & HHT Mngt

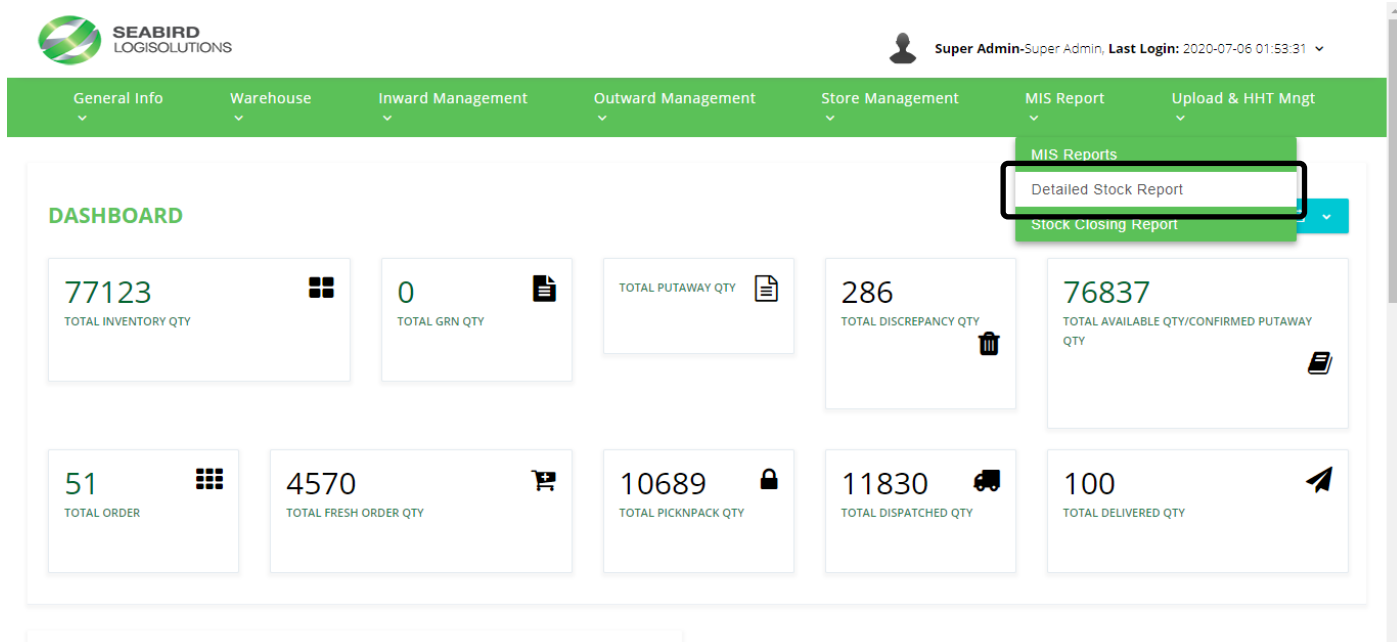
MIS REPORT

Completed MIS Report:* 1) Vehicle Unloading Report, 2) GRN Report, 3) Putaway Report, 4) Vehicle In-Out Report, 5) Inward Inventory Report, 6) Discrepancy Inventory Report, 7) Product Barcode/QR Code Report, 8) Short and Excess Report, 9) Consolidated Stock Status Report (CSSR), 10) Sales Delivery Order Report, 11) Order Picking Report 12) Order Packing Report 13) Order Dispatch Report 14) Proof of delivery (POD) Report

Report Type: ASN Report From: 11-06-2020 To: 01-07-2020 **DOWNLOAD MIS REPORT**

DETAIL STOCK REPORT

Step I: Click on the “Detailed Stock Report” to download the Stock report.



SEABIRD LOGISOLUTIONS Super Admin-Super Admin, Last Login: 2020-07-06 01:53:31

General Info Warehouse Inward Management Outward Management Store Management MIS Report Upload & HHT Mngt

DASHBOARD

MIS Reports

- Detailed Stock Report
- Stock Closing Report

77123 TOTAL INVENTORY QTY

0 TOTAL GRN QTY

TOTAL PUTAWAY QTY

286 TOTAL DISCREPANCY QTY

76837 TOTAL AVAILABLE QTY/CONFIRMED PUTAWAY QTY

51 TOTAL ORDER

4570 TOTAL FRESH ORDER QTY

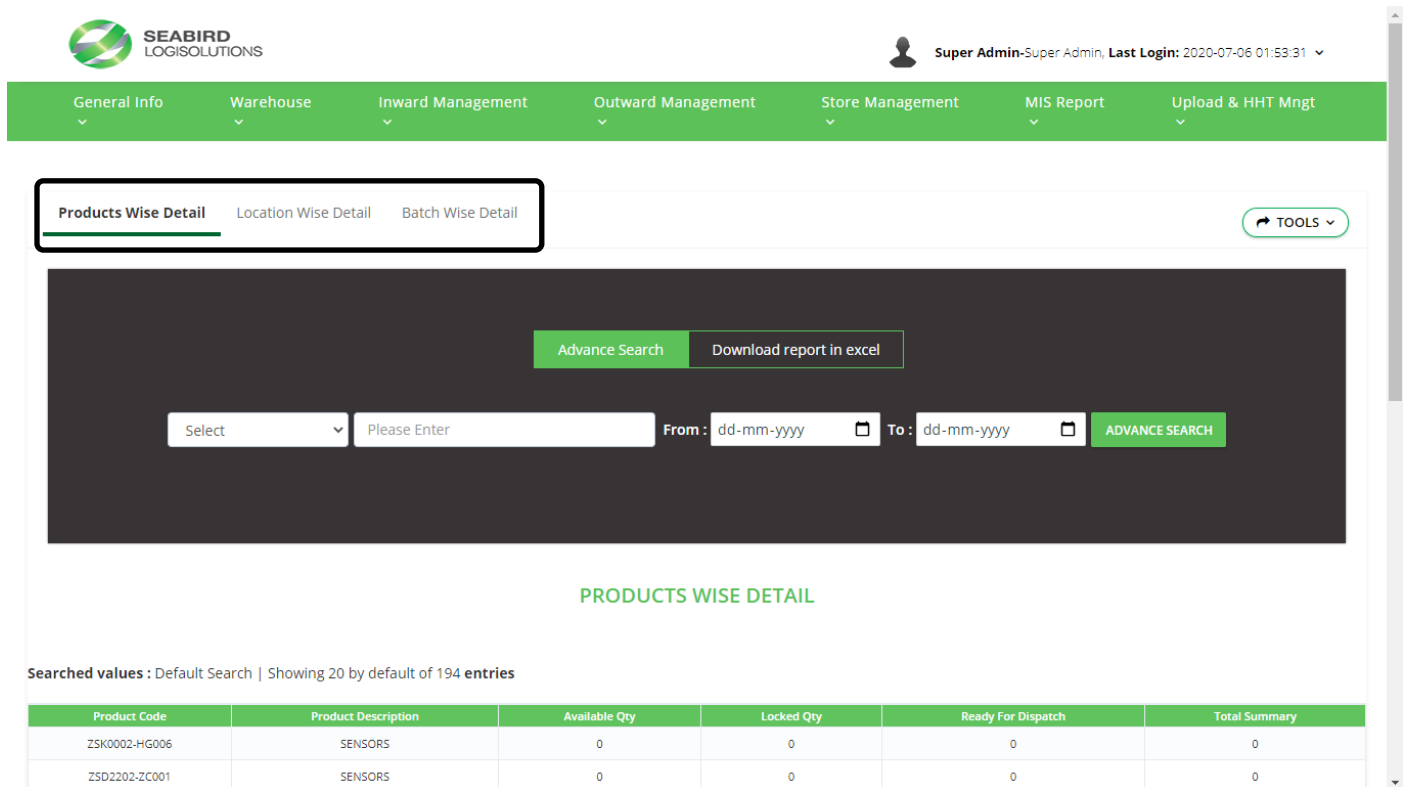
10689 TOTAL PICKNPACK QTY

11830 TOTAL DISPATCHED QTY

100 TOTAL DELIVERED QTY

Step II: Select the report type as per required.

- ✓ Product Wise Detail
- ✓ Location Wise Detail
- ✓ Batch Wise Detail

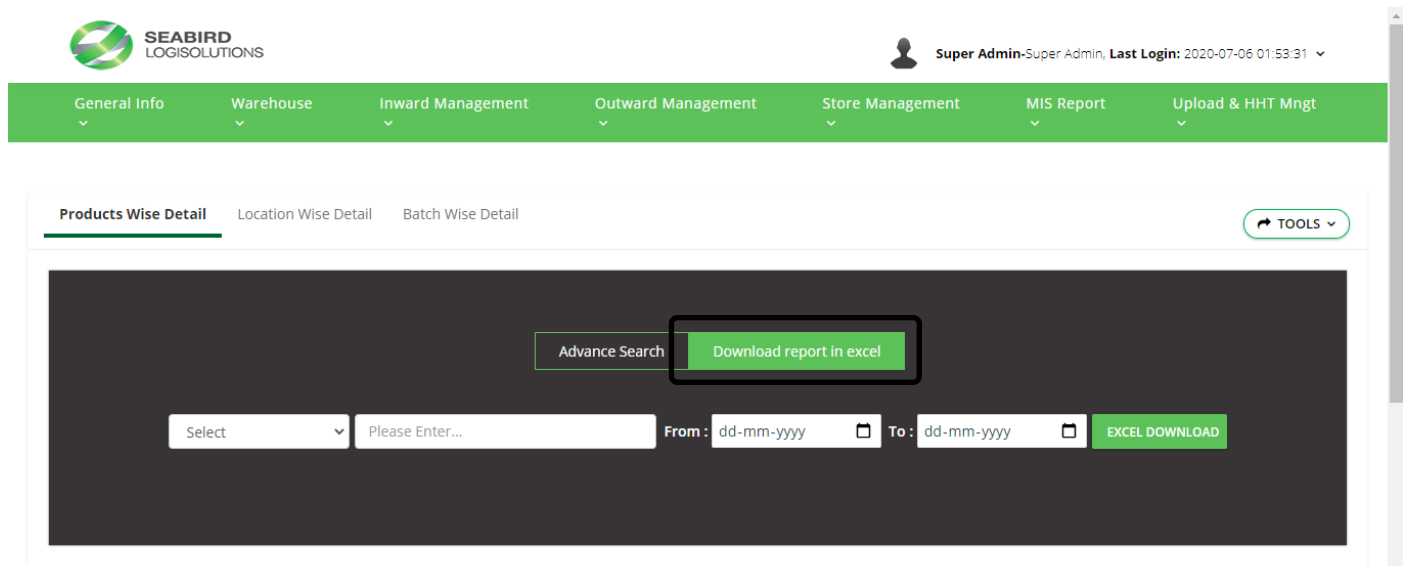


The screenshot shows the SEABIRD LOGISOLUTIONS web application interface. The top navigation bar includes links for General Info, Warehouse, Inward Management, Outward Management, Store Management, MIS Report, and Upload & HHT Mngt. The user is logged in as 'Super Admin-Super Admin' with a last login of 2020-07-06 01:53:31. The 'Products Wise Detail' report is selected, and the 'Download report in excel' button is highlighted. Below the search bar, the 'PRODUCTS WISE DETAIL' section shows a table with columns: Product Code, Product Description, Available Qty, Locked Qty, Ready For Dispatch, and Total Summary. The table contains two entries for 'SENSORS'.

Product Code	Product Description	Available Qty	Locked Qty	Ready For Dispatch	Total Summary
ZSK0002-HG006	SENSORS	0	0	0	0
ZSD2202-ZC001	SENSORS	0	0	0	0

NGK SPARK PLUGS (INDIA) PVT. LTD.

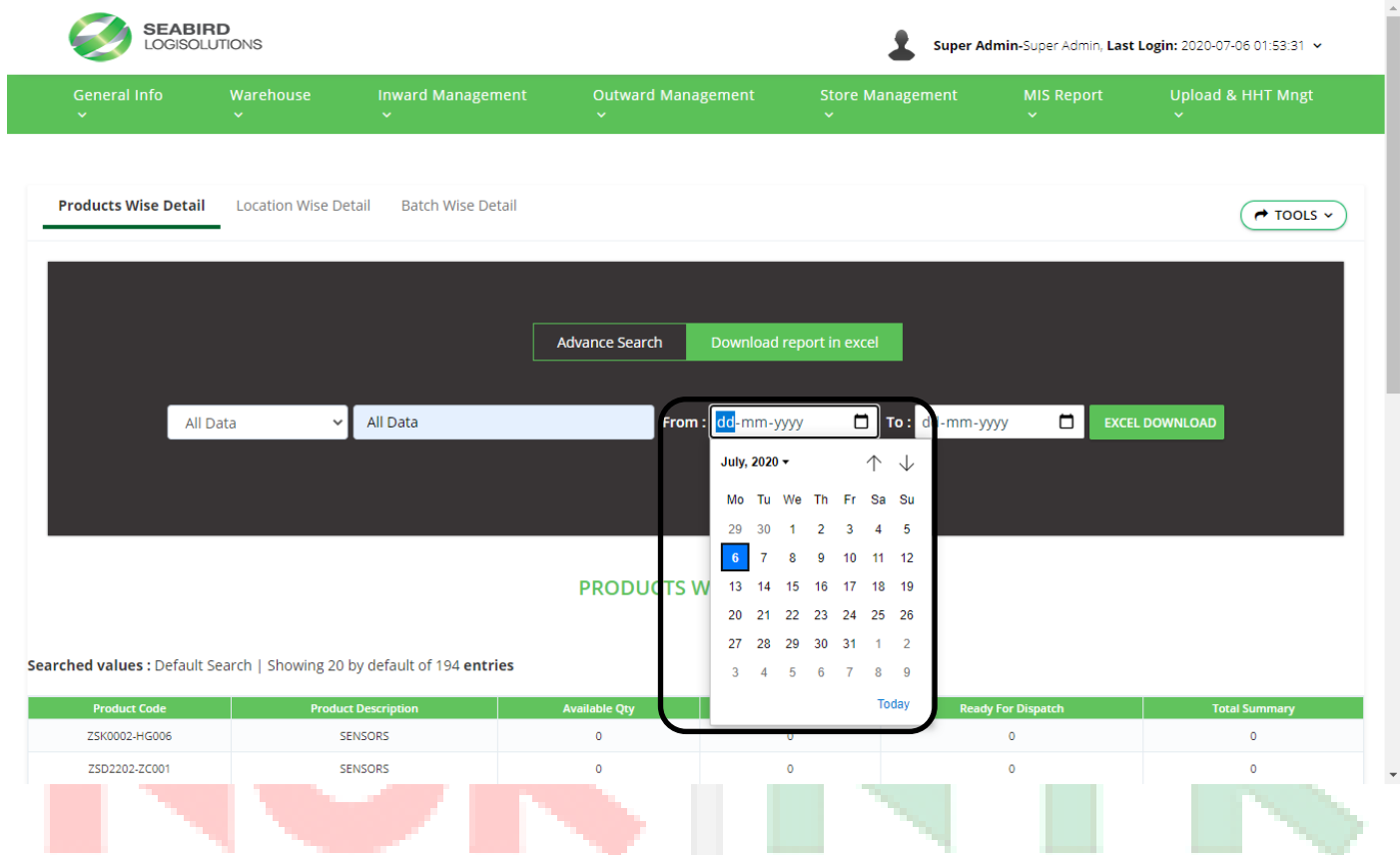
Step III: Select the “Download report in Excel” to download report.



The screenshot shows the SEABIRD LOGISOLUTIONS web application interface. The top navigation bar includes links for General Info, Warehouse, Inward Management, Outward Management, Store Management, MIS Report, and Upload & HHT Mngt. The user is logged in as 'Super Admin-Super Admin' with a last login of 2020-07-06 01:53:31. The 'Products Wise Detail' report is selected, and the 'Download report in excel' button is highlighted. Below the search bar, the 'PRODUCTS WISE DETAIL' section shows a table with columns: Product Code, Product Description, Available Qty, Locked Qty, Ready For Dispatch, and Total Summary. The table contains two entries for 'SENSORS'.

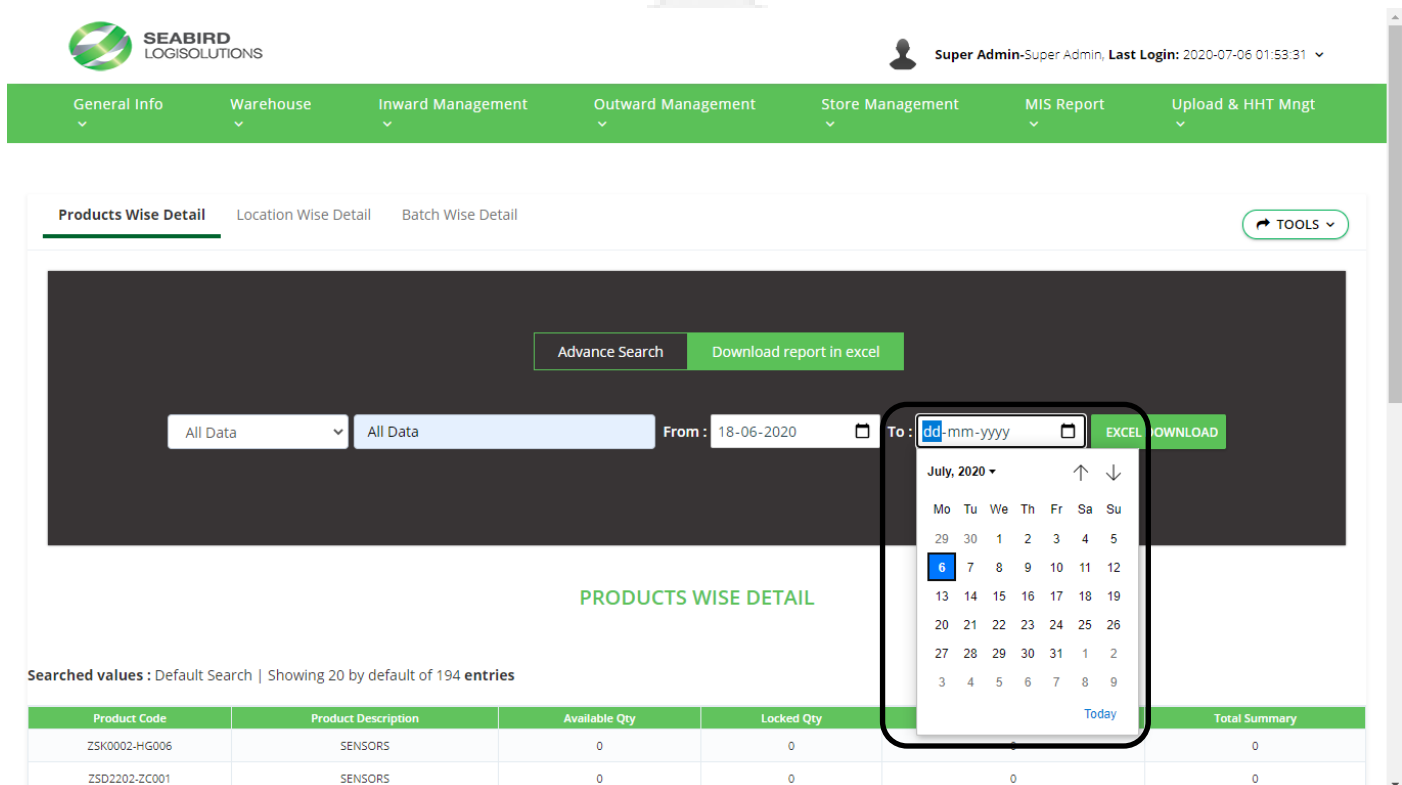
Product Code	Product Description	Available Qty	Locked Qty	Ready For Dispatch	Total Summary
ZSK0002-HG006	SENSORS	0	0	0	0
ZSD2202-ZC001	SENSORS	0	0	0	0

Step VI: Select the date from which data need to download.



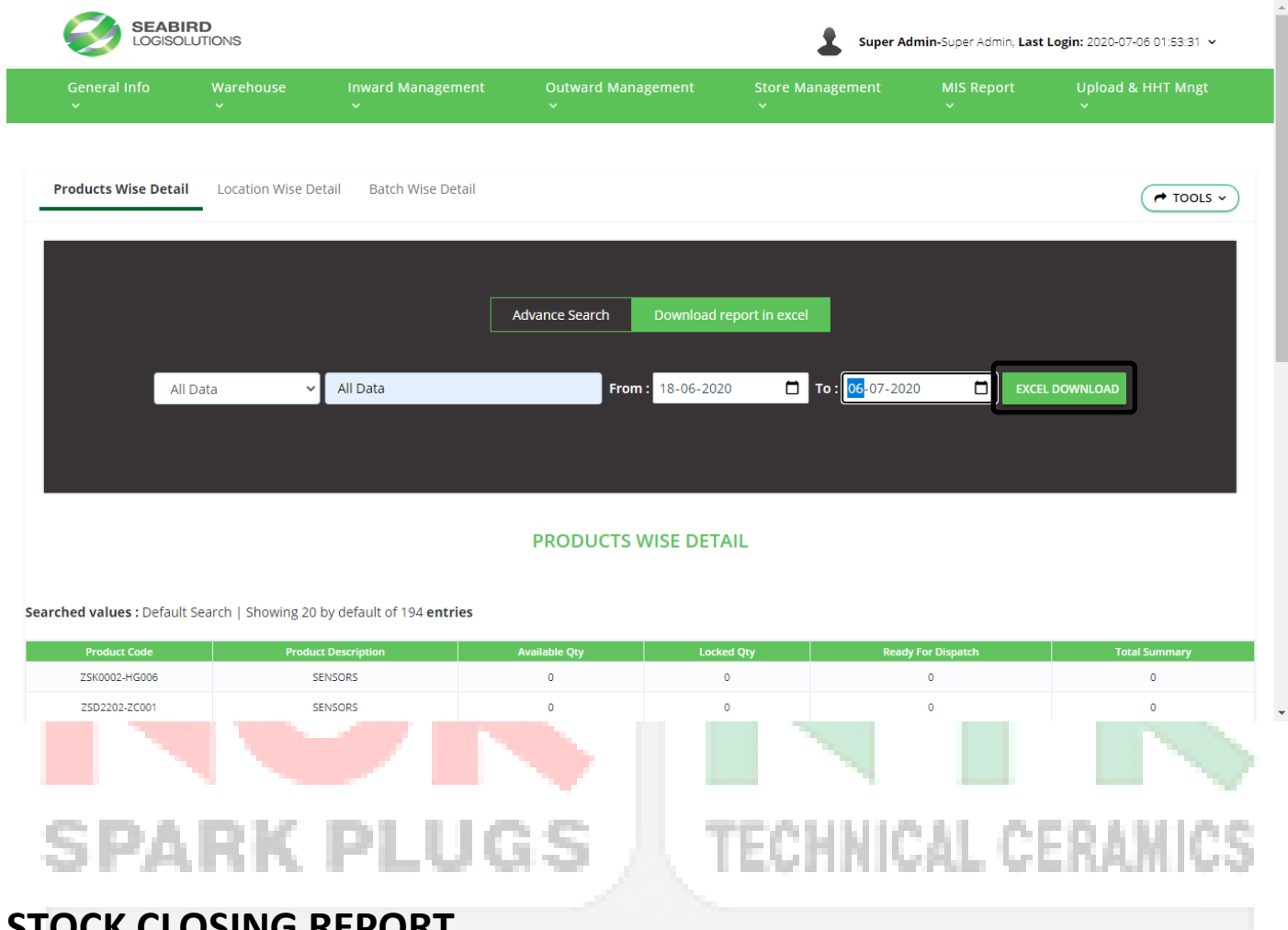
The screenshot shows the SEABIRD LOGISOLUTIONS dashboard. The user is logged in as Super Admin. The dashboard has a green navigation bar with options: General Info, Warehouse, Inward Management, Outward Management, Store Management, MIS Report, and Upload & HHT Mngt. The main content area is titled "Products Wise Detail" and includes tabs for Location Wise Detail and Batch Wise Detail. A "TOOLS" button is visible. The "Advance Search" section has a "Download report in excel" button. Below this, there are two date pickers: "From" and "To". The "From" date picker is currently set to "dd-mm-yyyy" and is highlighted with a red box. A calendar dropdown is visible, showing the month of July 2020. The "To" date picker is also set to "dd-mm-yyyy". An "EXCEL DOWNLOAD" button is present. Below the date pickers, a table shows the search results. The table has columns: Product Code, Product Description, Available Qty, Ready For Dispatch, and Total Summary. The table shows two entries: ZSK0002-HG006 and ZSD2202-ZC001, both with an Available Qty of 0.

Step VII: Select the date to which the data need to download.



The screenshot shows the SEABIRD LOGISOLUTIONS dashboard. The user is logged in as Super Admin. The dashboard has a green navigation bar with options: General Info, Warehouse, Inward Management, Outward Management, Store Management, MIS Report, and Upload & HHT Mngt. The main content area is titled "Products Wise Detail" and includes tabs for Location Wise Detail and Batch Wise Detail. A "TOOLS" button is visible. The "Advance Search" section has a "Download report in excel" button. Below this, there are two date pickers: "From" and "To". The "From" date picker is currently set to "18-06-2020". The "To" date picker is set to "dd-mm-yyyy" and is highlighted with a red box. A calendar dropdown is visible, showing the month of July 2020. An "EXCEL DOWNLOAD" button is present. Below the date pickers, a table shows the search results. The table has columns: Product Code, Product Description, Available Qty, Locked Qty, and Total Summary. The table shows two entries: ZSK0002-HG006 and ZSD2202-ZC001, both with an Available Qty of 0 and a Locked Qty of 0.

Step VIII: Click on “Excel Download” to download report.



SEABIRD LOGISOLUTIONS Super Admin-Super Admin, Last Login: 2020-07-06 01:53:31

General Info Warehouse Inward Management Outward Management Store Management MIS Report Upload & HHT Mngt

Products Wise Detail Location Wise Detail Batch Wise Detail **TOOLS**

Advance Search Download report in excel

All Data All Data From: 18-06-2020 To: 06-07-2020 **EXCEL DOWNLOAD**

PRODUCTS WISE DETAIL

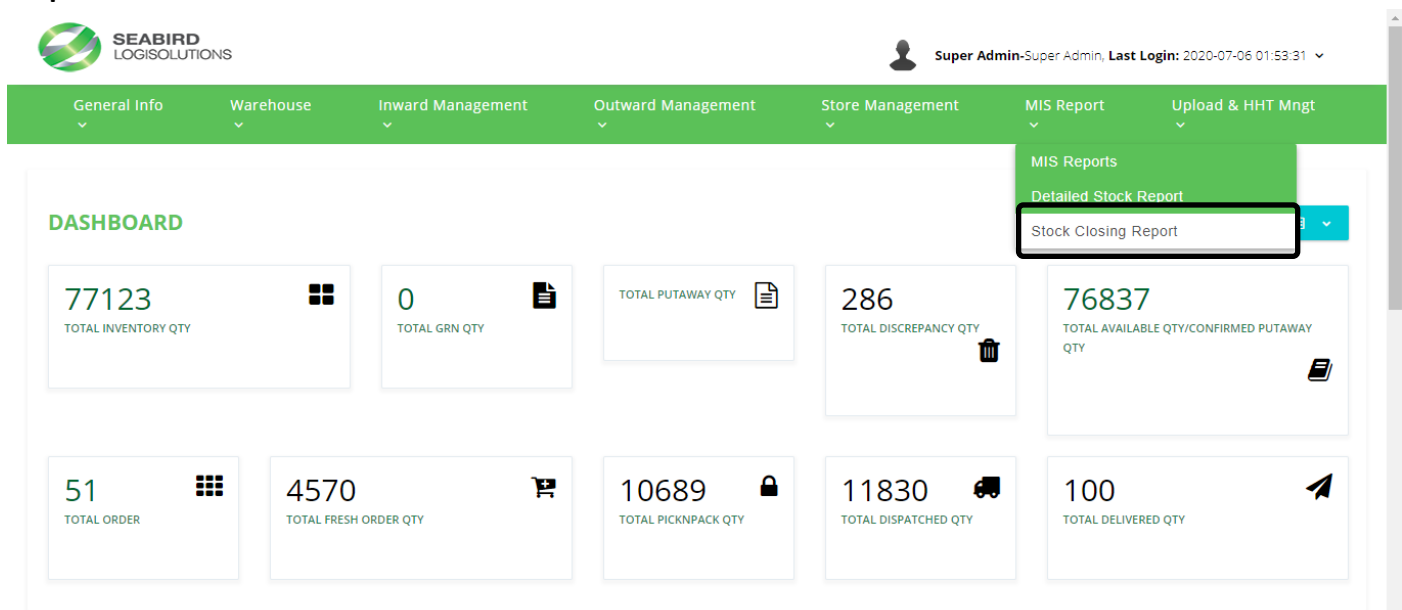
Searched values : Default Search | Showing 20 by default of 194 entries

Product Code	Product Description	Available Qty	Locked Qty	Ready For Dispatch	Total Summary
ZSK0002-HG006	SENSORS	0	0	0	0
ZSD2202-ZC001	SENSORS	0	0	0	0

SPARK PLUGS TECHNICAL CERAMICS

STOCK CLOSING REPORT

Step I: Click on “Stock Closing Report” to download the stock closing report.



SEABIRD LOGISOLUTIONS Super Admin-Super Admin, Last Login: 2020-07-06 01:53:31

General Info Warehouse Inward Management Outward Management Store Management MIS Report Upload & HHT Mngt

DASHBOARD

77123 TOTAL INVENTORY QTY

0 TOTAL GRN QTY

TOTAL PUTAWAY QTY

286 TOTAL DISCREPANCY QTY

76837 TOTAL AVAILABLE QTY/CONFIRMED PUTAWAY QTY

51 TOTAL ORDER

4570 TOTAL FRESH ORDER QTY

10689 TOTAL PICKNPACK QTY

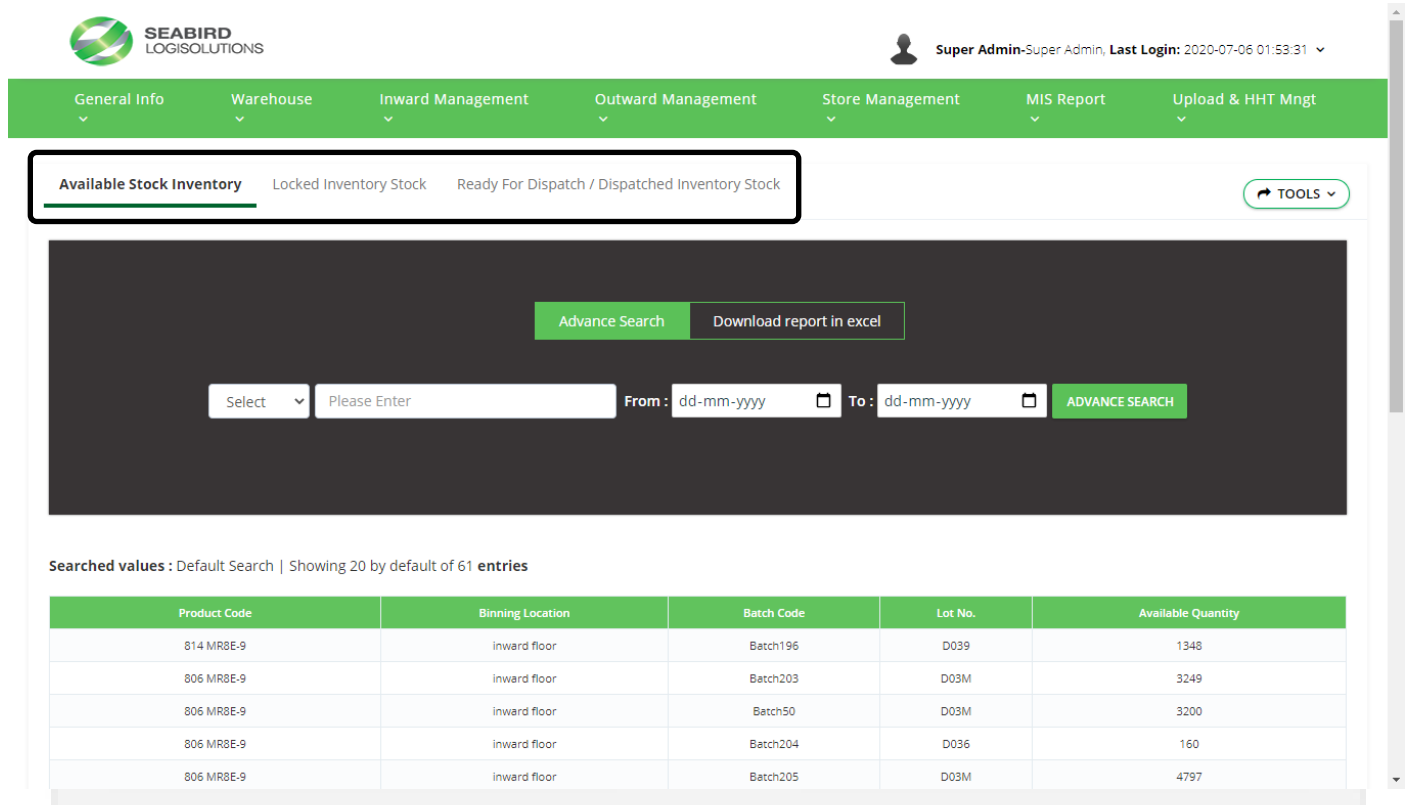
11830 TOTAL DISPATCHED QTY

100 TOTAL DELIVERED QTY

MIS Reports
Detailed Stock Report
Stock Closing Report

Step II: Select the type of stock report as per requirement.

- ✓ Available Stock Inventory
- ✓ Locked Inventory Stock
- ✓ Ready for Dispatch/Dispatched Material Stock

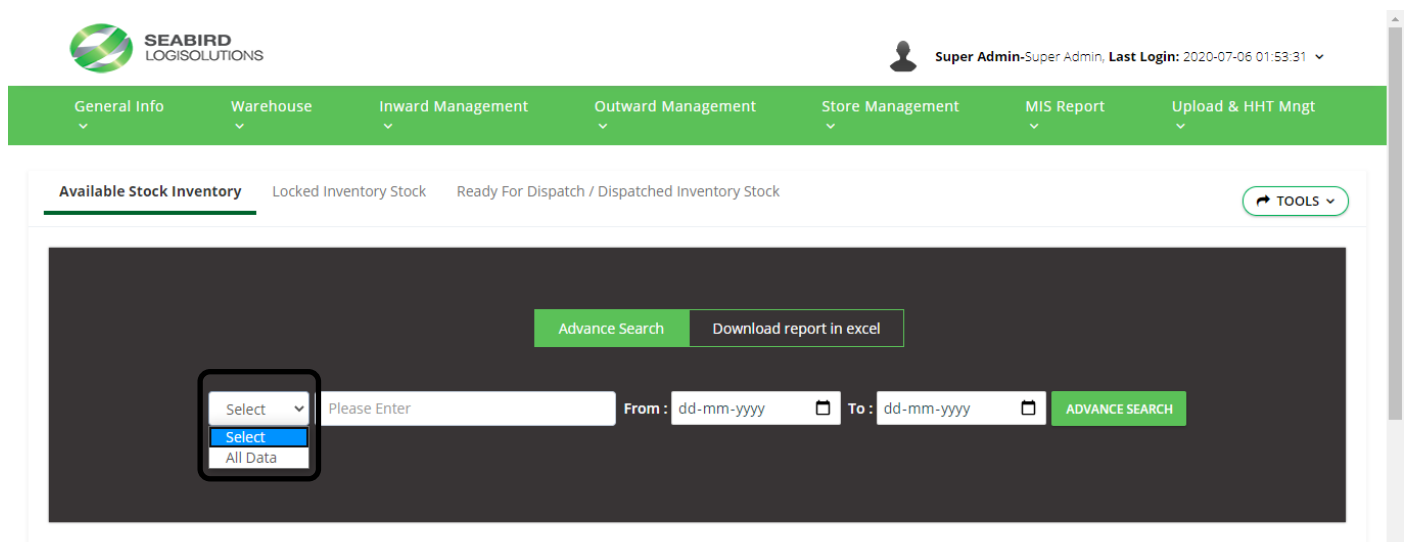


The screenshot shows the SEABIRD LOGISOLUTIONS web application interface. The top navigation bar includes links for General Info, Warehouse, Inward Management, Outward Management, Store Management, MIS Report, and Upload & HHT Mngt. The user is logged in as Super Admin. The main content area displays the 'Available Stock Inventory' report, which is highlighted with a red box. Below the report title, there are tabs for 'Available Stock Inventory', 'Locked Inventory Stock', and 'Ready For Dispatch / Dispatched Inventory Stock'. The 'Available Stock Inventory' tab is active. The report shows a table with columns: Product Code, Binning Location, Batch Code, Lot No., and Available Quantity. The table contains 5 rows of data for product 806 MR8E-9. The search bar at the top of the report area includes a dropdown menu, a text input field, and date pickers for 'From' and 'To' dates. The 'ADVANCE SEARCH' button is highlighted with a red box.

Product Code	Binning Location	Batch Code	Lot No.	Available Quantity
814 MR8E-9	Inward floor	Batch196	D039	1348
806 MR8E-9	Inward floor	Batch203	D03M	3249
806 MR8E-9	Inward floor	Batch50	D03M	3200
806 MR8E-9	Inward floor	Batch204	D036	160
806 MR8E-9	Inward floor	Batch205	D03M	4797

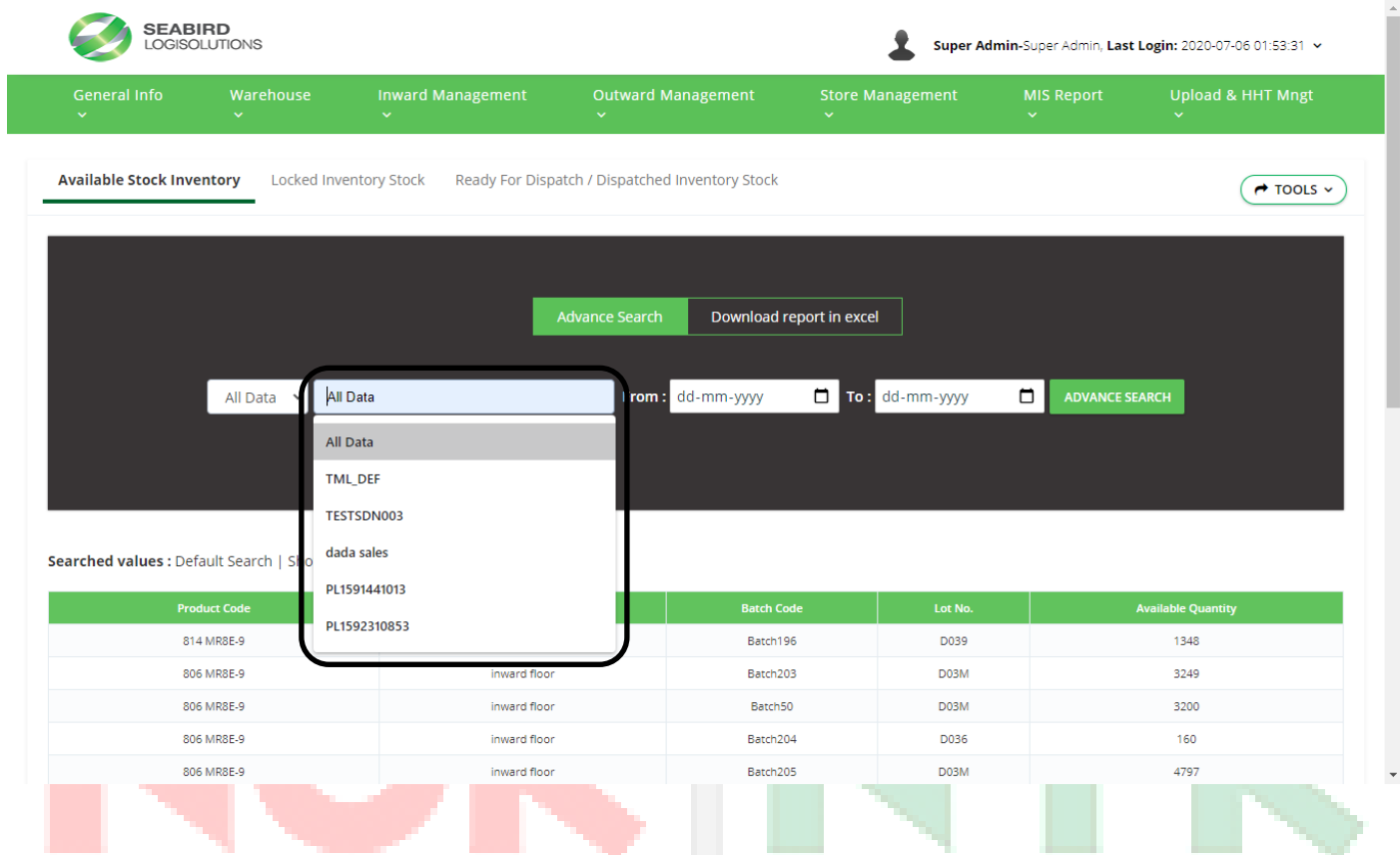
NGK SPARK PLUGS (INDIA) PVT. LTD.

Step III: Select the data type.



The screenshot shows the same SEABIRD LOGISOLUTIONS web application interface as the previous one. The 'Available Stock Inventory' report is displayed. The search bar at the top of the report area includes a dropdown menu, a text input field, and date pickers for 'From' and 'To' dates. The dropdown menu is open, showing options: 'Select', 'Select', and 'All Data'. The 'Select' option is highlighted with a red box.

Step IV: Enter the product detail.



SEABIRD LOGISOLUTIONS Super Admin-Super Admin, Last Login: 2020-07-06 01:53:31

General Info Warehouse Inward Management Outward Management Store Management MIS Report Upload & HHT Mngt

Available Stock Inventory Locked Inventory Stock Ready For Dispatch / Dispatched Inventory Stock

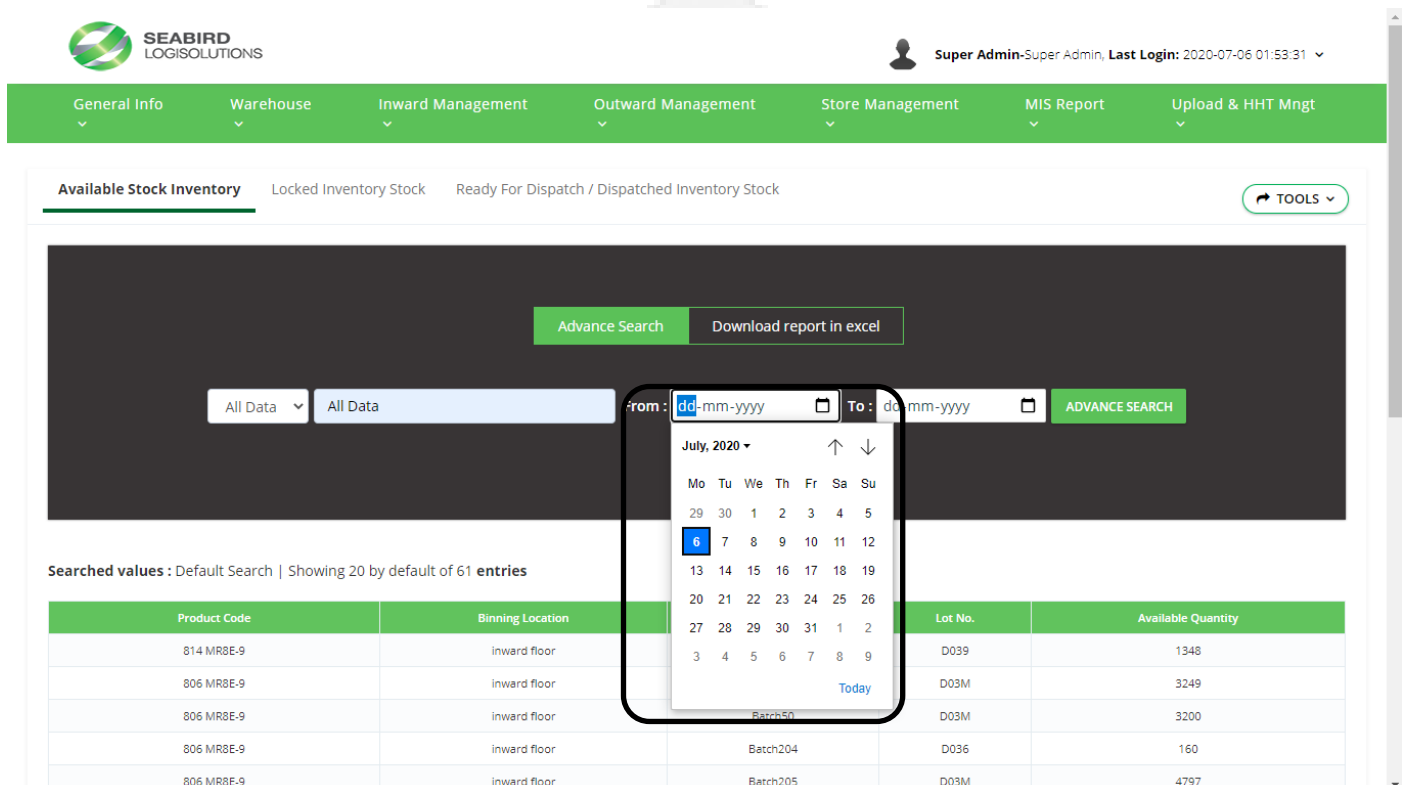
Advance Search Download report in excel

All Data All Data From: dd-mm-yyyy To: dd-mm-yyyy ADVANCE SEARCH

Searched values : Default Search | Showing 20 by default of 61 entries

Product Code	Binning Location	Batch Code	Lot No.	Available Quantity
814 MR8E-9		Batch196	D039	1348
806 MR8E-9	inward floor	Batch203	D03M	3249
806 MR8E-9	inward floor	Batch50	D03M	3200
806 MR8E-9	inward floor	Batch204	D036	160
806 MR8E-9	inward floor	Batch205	D03M	4797

Step V: Select the date from which the report needs to download.



SEABIRD LOGISOLUTIONS Super Admin-Super Admin, Last Login: 2020-07-06 01:53:31

General Info Warehouse Inward Management Outward Management Store Management MIS Report Upload & HHT Mngt

Available Stock Inventory Locked Inventory Stock Ready For Dispatch / Dispatched Inventory Stock

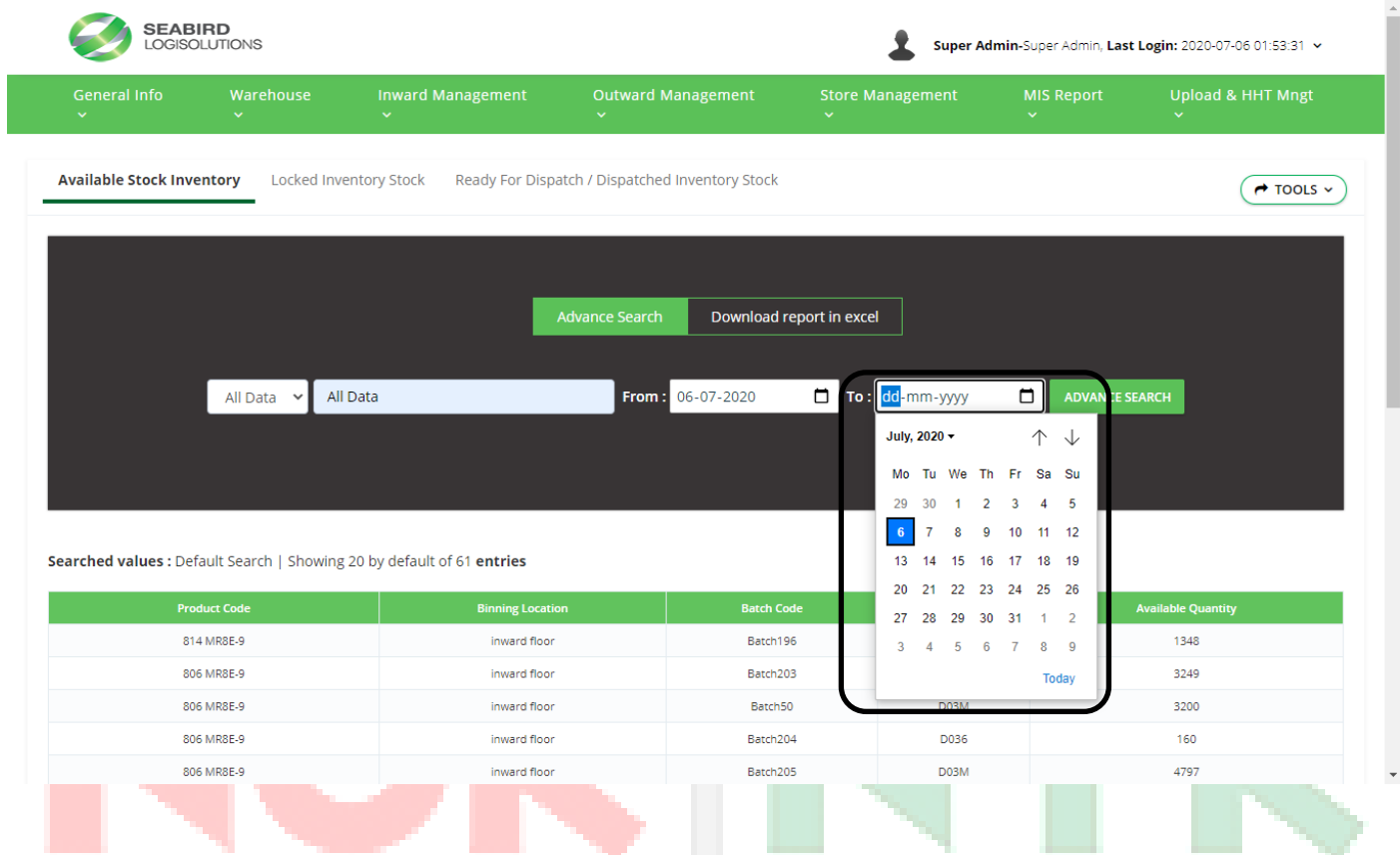
Advance Search Download report in excel

All Data All Data From: dd-mm-yyyy To: dd-mm-yyyy ADVANCE SEARCH

Searched values : Default Search | Showing 20 by default of 61 entries

Product Code	Binning Location	Batch Code	Lot No.	Available Quantity
814 MR8E-9	inward floor	Batch50	D039	1348
806 MR8E-9	inward floor	Batch204	D03M	3249
806 MR8E-9	inward floor	Batch205	D03M	3200
806 MR8E-9	inward floor		D036	160
806 MR8E-9	inward floor		D03M	4797

Step VI: Select the date to which the report needs to download.



SEABIRD LOGISOLUTIONS Super Admin-Super Admin, Last Login: 2020-07-06 01:53:31

General Info Warehouse Inward Management Outward Management Store Management MIS Report Upload & HHT Mngt

Available Stock Inventory Locked Inventory Stock Ready For Dispatch / Dispatched Inventory Stock

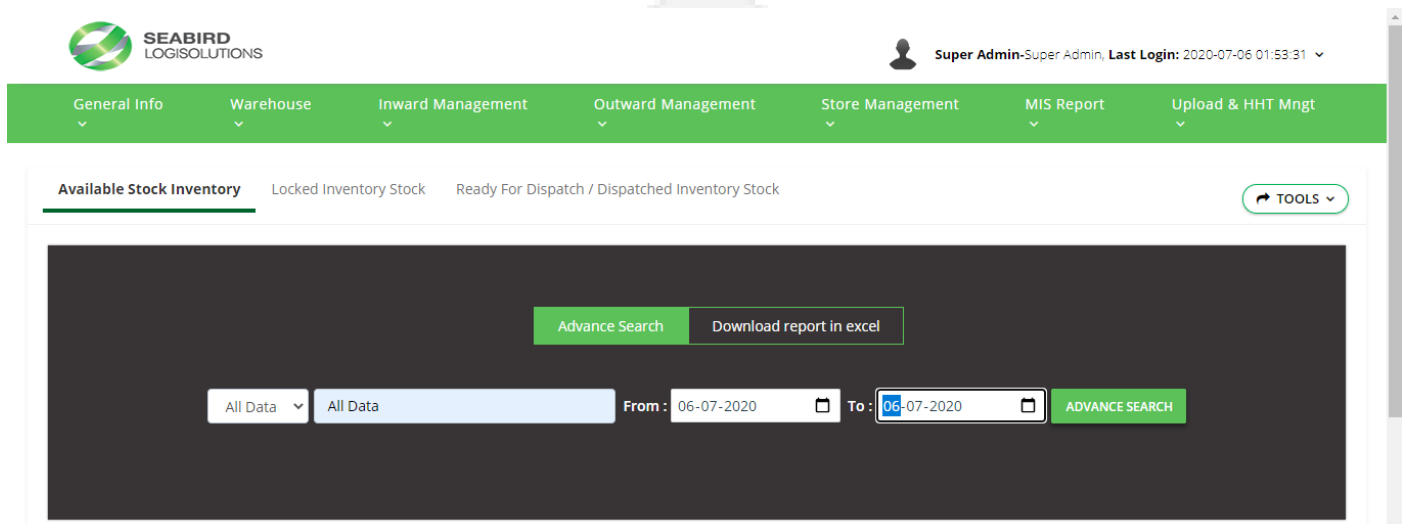
Advance Search Download report in excel

All Data All Data From: 06-07-2020 To: dd-mm-yyyy ADVANCE SEARCH

Searched values : Default Search | Showing 20 by default of 61 entries

Product Code	Binning Location	Batch Code	Available Quantity
814 MR8E-9	inward floor	Batch196	1348
806 MR8E-9	inward floor	Batch203	3249
806 MR8E-9	inward floor	Batch50	3200
806 MR8E-9	inward floor	Batch204	160
806 MR8E-9	inward floor	Batch205	4797

Step VII: Click on “Download report in Excel” to download.



SEABIRD LOGISOLUTIONS Super Admin-Super Admin, Last Login: 2020-07-06 01:53:31

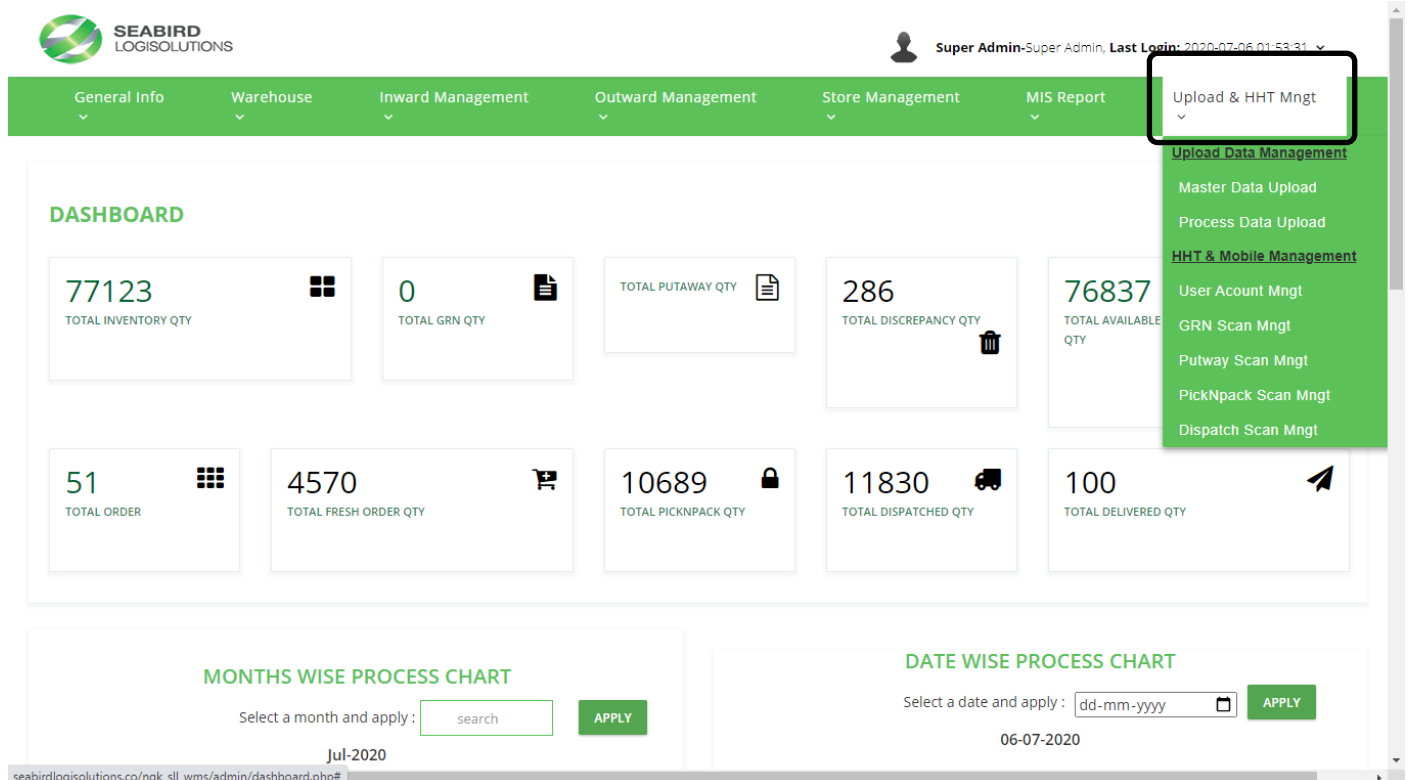
General Info Warehouse Inward Management Outward Management Store Management MIS Report Upload & HHT Mngt

Available Stock Inventory Locked Inventory Stock Ready For Dispatch / Dispatched Inventory Stock

Advance Search Download report in excel

All Data All Data From: 06-07-2020 To: 06-07-2020 ADVANCE SEARCH

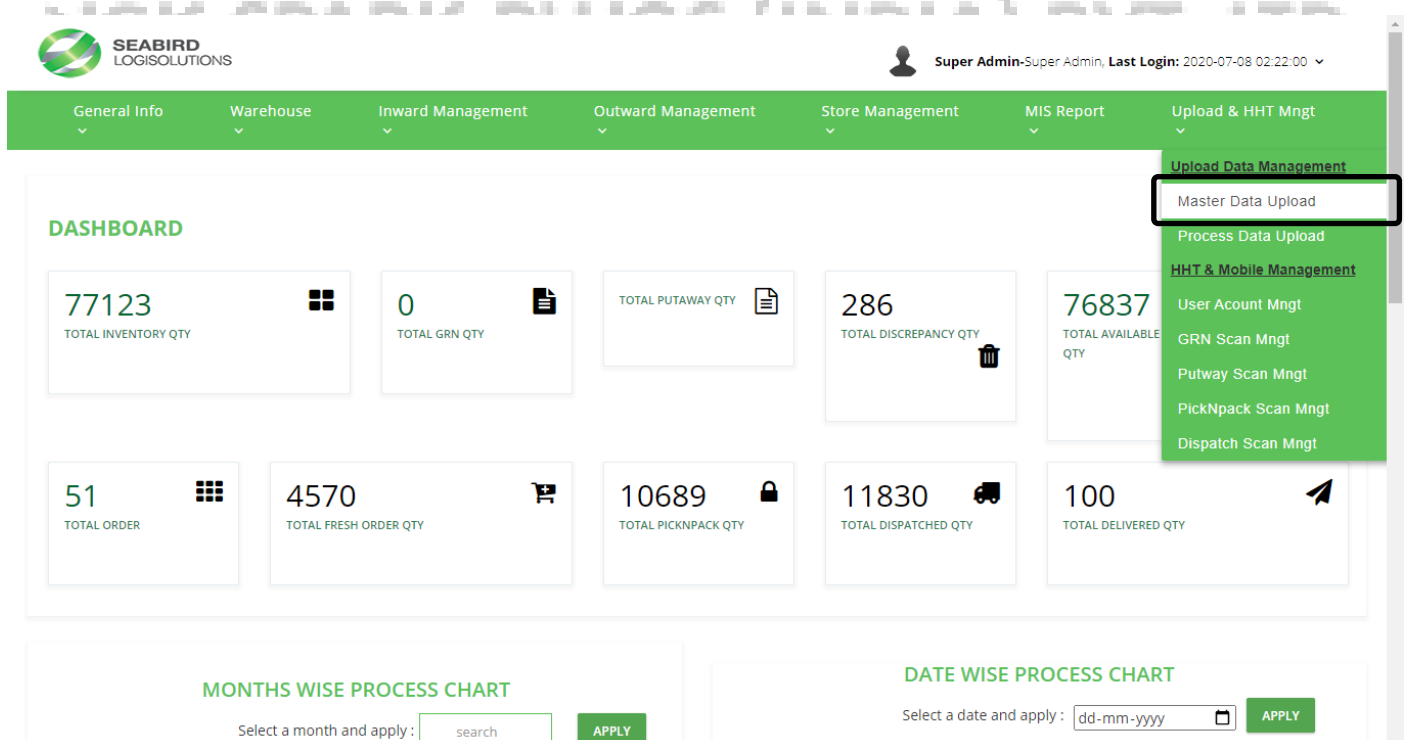
Step I: Click on “Upload & HHT Mngt” to upload masters data.



The screenshot shows the SEABIRD LOGISOLUTIONS dashboard. The top navigation bar includes: General Info, Warehouse, Inward Management, Outward Management, Store Management, MIS Report, and Upload & HHT Mngt. The 'Upload & HHT Mngt' menu is expanded, showing options: Upload Data Management, Master Data Upload, Process Data Upload, HHT & Mobile Management, User Account Mngt, GRN Scan Mngt, Putway Scan Mngt, PickNpack Scan Mngt, and Dispatch Scan Mngt. The dashboard itself displays various metrics: 77123 TOTAL INVENTORY QTY, 0 TOTAL GRN QTY, TOTAL PUTAWAY QTY, 286 TOTAL DISCREPANCY QTY, 76837 TOTAL AVAILABLE QTY, 51 TOTAL ORDER, 4570 TOTAL FRESH ORDER QTY, 10689 TOTAL PICKNPACK QTY, 11830 TOTAL DISPATCHED QTY, and 100 TOTAL DELIVERED QTY. Below these are sections for MONTHS WISE PROCESS CHART and DATE WISE PROCESS CHART.

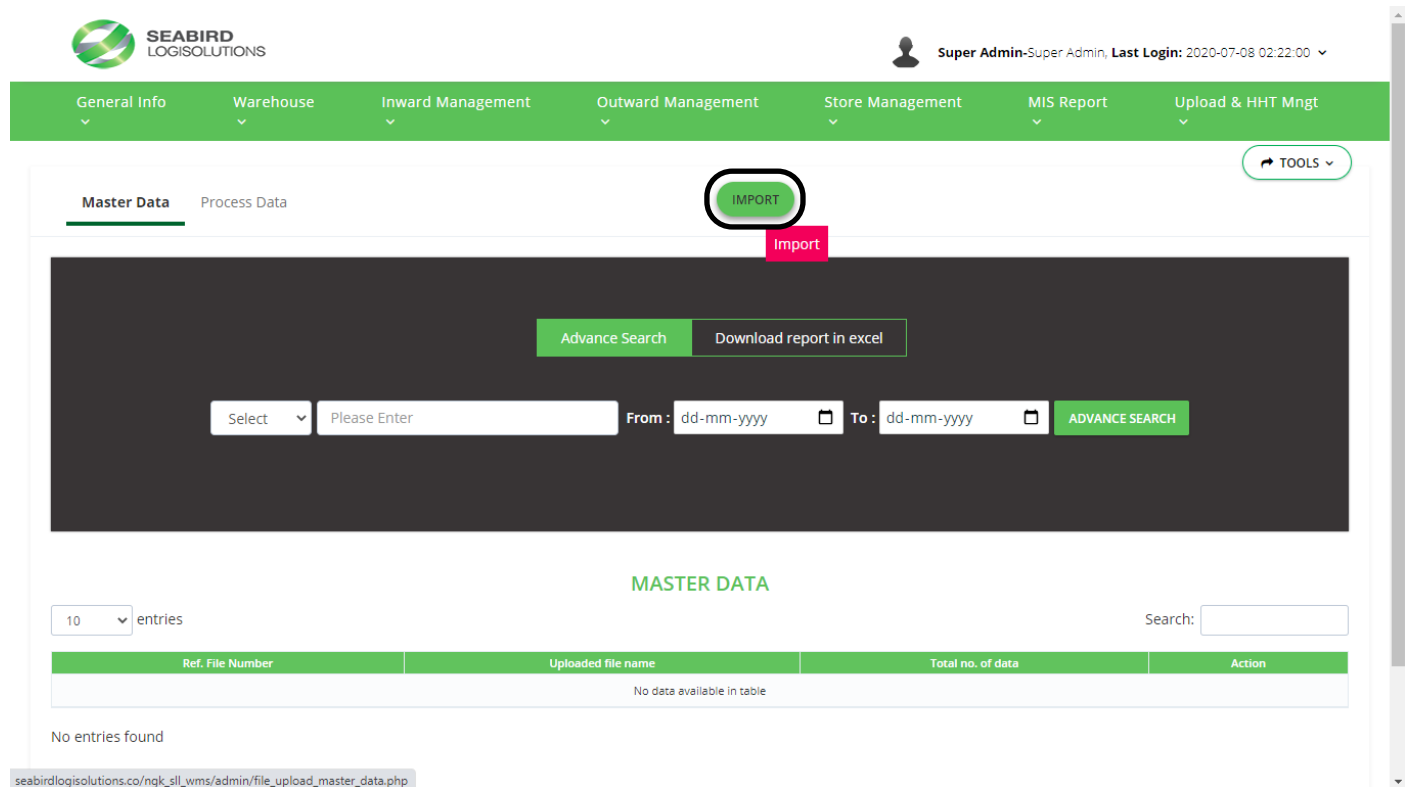
UPLOAD DATA MANAGEMENT

Step II: Click on “Master Data Upload” to upload master data.



This screenshot is similar to the previous one, but the 'Master Data Upload' option under the 'Upload & HHT Mngt' menu is now highlighted with a red box. The dashboard metrics and other elements remain the same.

Step III: Click on “Import” button for uploading the data.



SEABIRD LOGISOLUTIONS Super Admin-Super Admin, Last Login: 2020-07-08 02:22:00

General Info Warehouse Inward Management Outward Management Store Management MIS Report Upload & HHT Mngt

Master Data Process Data

IMPORT

Advance Search Download report in excel

Select Please Enter From: dd-mm-yyyy To: dd-mm-yyyy ADVANCE SEARCH

MASTER DATA

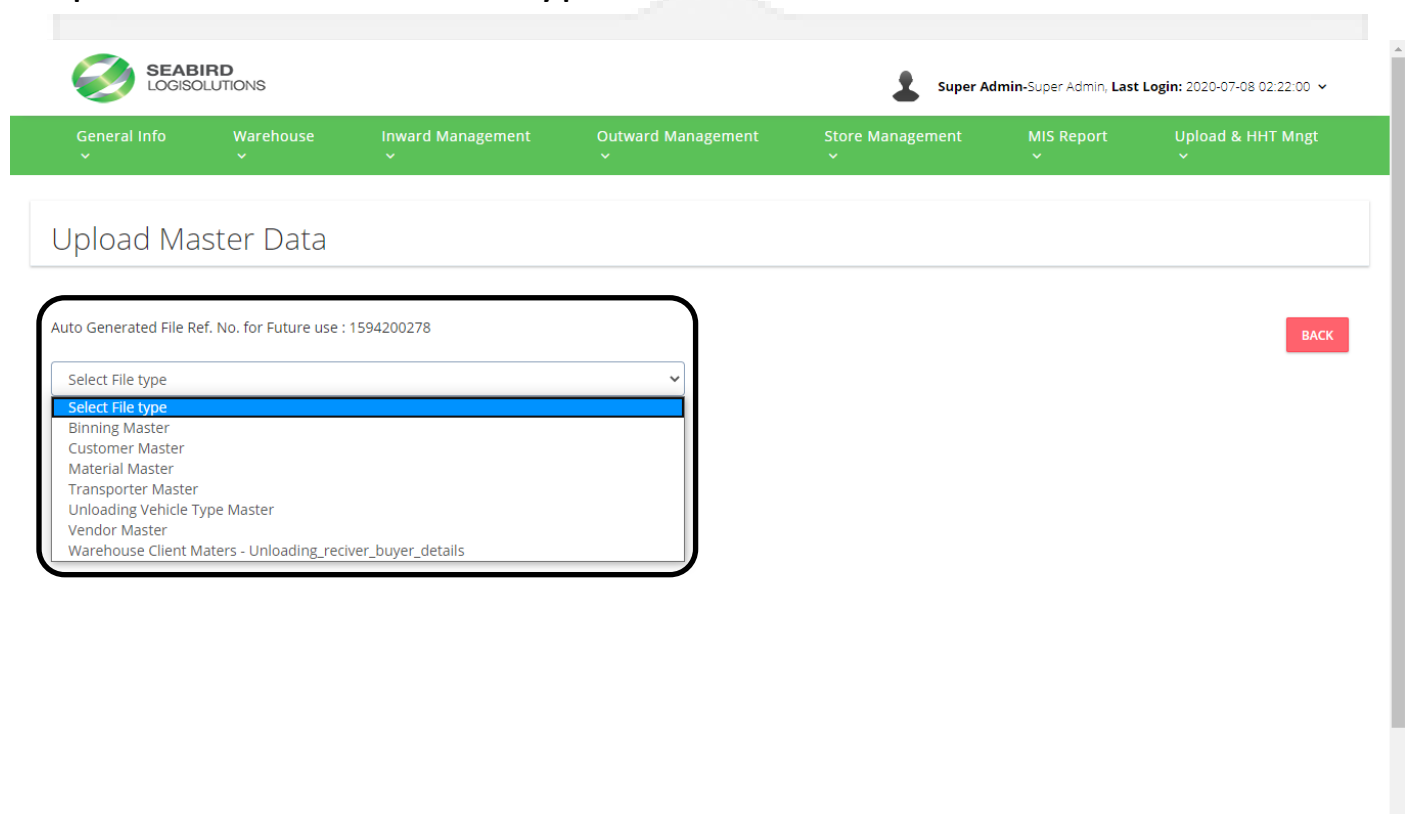
10 entries Search:

Ref. File Number	Uploaded file name	Total no. of data	Action
No data available in table			

No entries found

seabirdlogisolutions.co/ngk_sl/wms/admin/file_upload_master_data.php

Step IV: Select the master type from the list.



SEABIRD LOGISOLUTIONS Super Admin-Super Admin, Last Login: 2020-07-08 02:22:00

General Info Warehouse Inward Management Outward Management Store Management MIS Report Upload & HHT Mngt

Upload Master Data

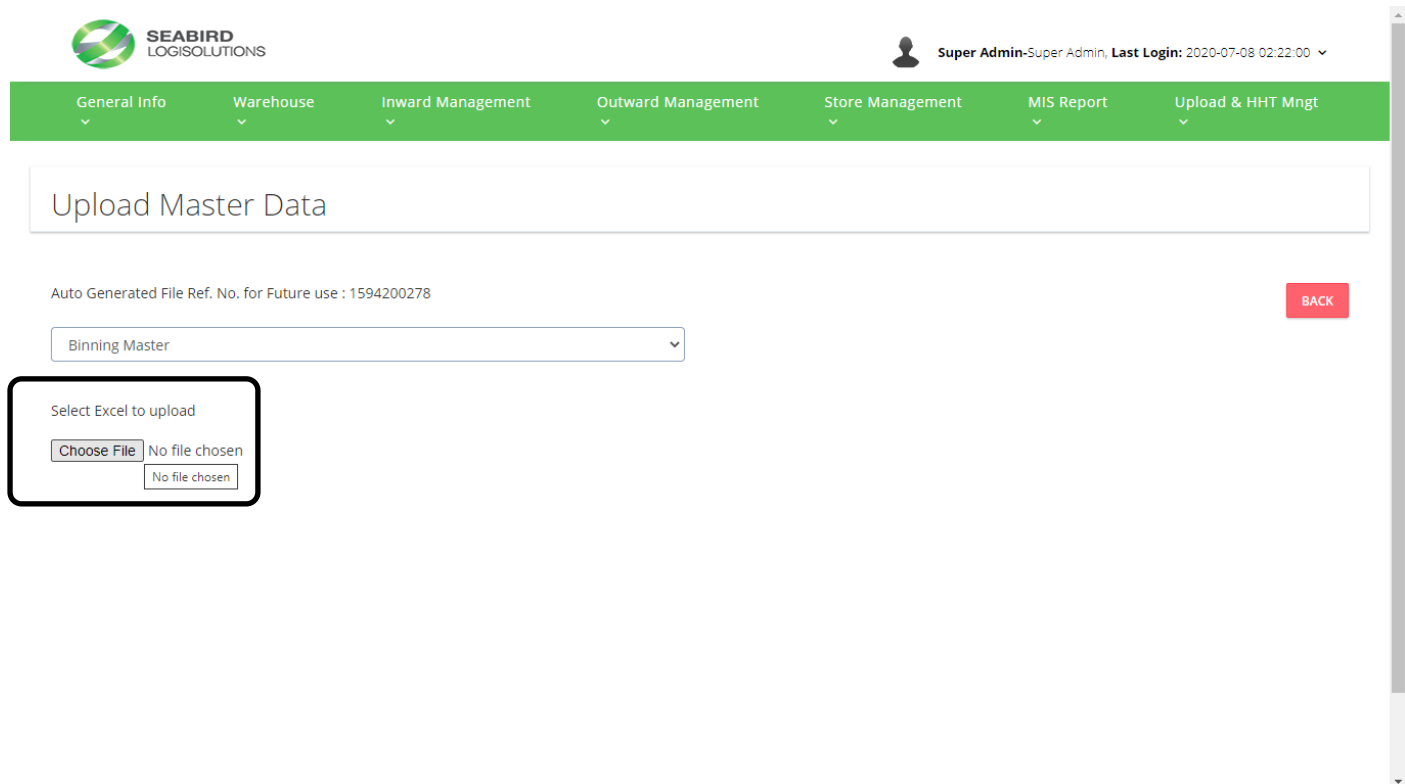
Auto Generated File Ref. No. for Future use : 1594200278

BACK

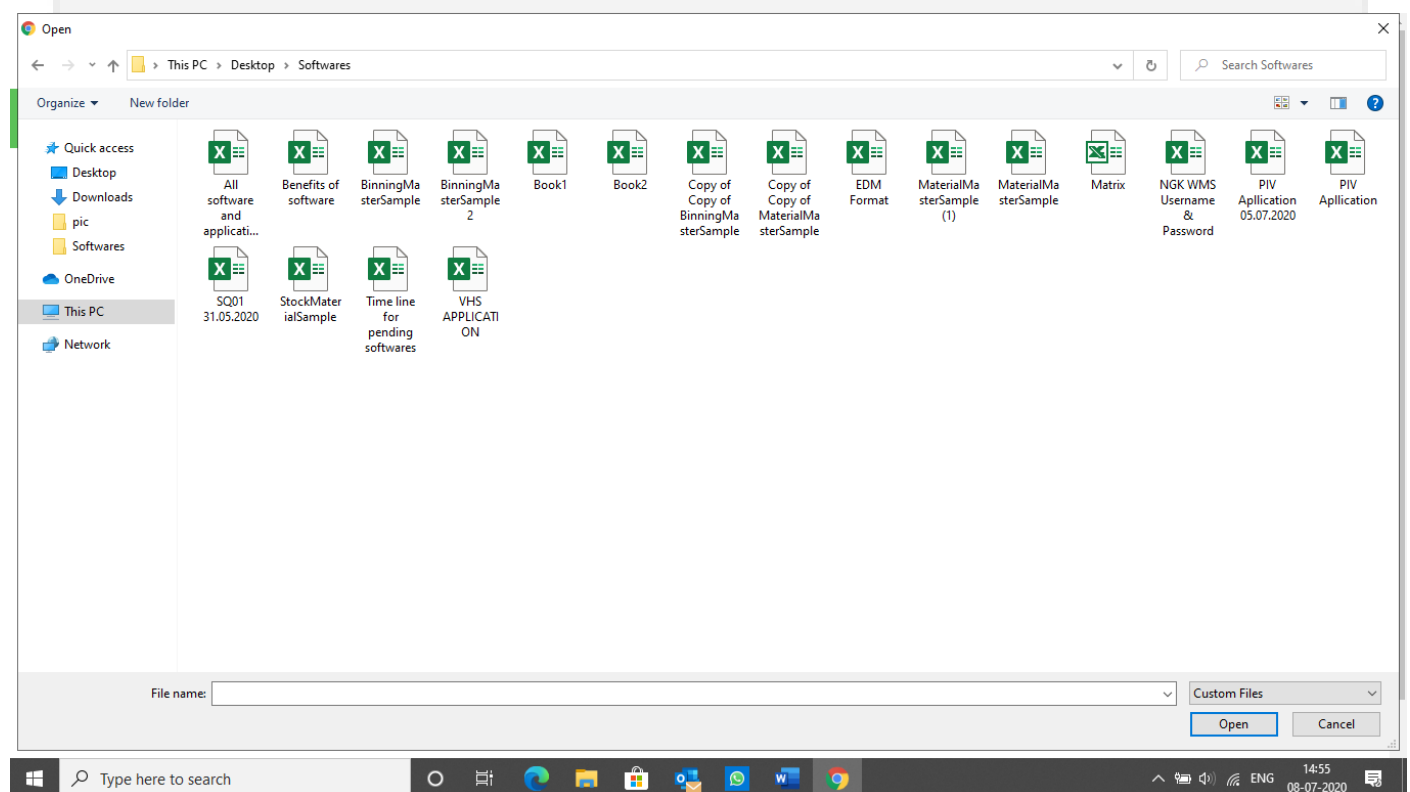
Select File type

- Select File type
- Binning Master
- Customer Master
- Material Master
- Transporter Master
- Unloading Vehicle Type Master
- Vendor Master
- Warehouse Client Masters - Unloading_reciver_buyer_details

Step V: Click on “Choose file” to select the file.



Step VI: Select the file from the file manager.



SUPER ADMIN – Has access to do add, view, and delete to all data from the application if any changes needed.

WH ADMIN – Has access to add, view, and delete the masters and download MIS & stock reports.

SECURITY – Has access to add, view, and remove the vehicle entry and exit data for inward and outward.

INWARD MANAGEMENT – Has access to perform the process of vehicle unloading, GRN creation, and Quality checking.

OUTWARD MANAGEMENT – Has access to perform outward process of order creation, picklist generation, packing and dispatch.

MIS AND STORE MANAGEMENT – Has access to view and download the stock report of inwarding, in stock and outwarding in single day or for a week.

CUSTOMER MANAGEMENT – Has access to add, view and download the customer order.

THANK

YOU